



Third Quarterly Progress Report-2014



**Community Based Approach to Local Development
Phase-II and Phase-III**
www.cba.org.ua, www.cba.org.ua/three

ACKNOWLEDGEMENT TO OUR PARTNERS



264 rayon councils/rayon state administrations; 1106 village/city councils; 1108 community organizations
Members of Steering Committee; 30 Partner Universities

EXECUTIVE SUMMARY

Project Background

Second phase of the CBA Project commenced in June 2011 with a purpose to strengthen the process of participatory governance and to enhance energy efficiency at local level such that living condition of rural population gets improved from the socio-economic-environmental perspective. This Project is funded by the EU and co-financed and implemented by UNDP, with the support of the Government of Ukraine and in partnership with local executive bodies/bodies of self-governance. The



project's total budget is €17.1 million, with 98.4 percent contribution from the EU and 1.6 per cent cost-sharing from UNDP. The project's time-frame is four years (June 2011 to May 2015).

To achieve the objectives, the project builds capacity the local communities and local authorities for participatory planning and joint undertaking local initiatives that help achieve the objectives of the Project. It requires establishment of necessary support structures that include community organizations (COs), Local Development Forums (LDFs), Regional Coordination Councils (RCCs) and rayon/regional-level Community Resource Centres (CRCs). Basic needs – namely, health, the environment, energy efficiency, water supply and rural economic development – are considered as priority areas of the Project.

The project is being implemented in all 25 regions of Ukraine. Its target is to cover 200 rayons, 900 Village/City Councils (VCs/CCs) with populations of less than 10,000 and 900 local communities. Other targets include: 900 COs and 200 LDFs formed; 900 community projects supported; 16000 community members and 2000 state/elected officials trained; 17 cooperatives established; and a knowledge management hub established.

Key Results as of Third Quarter of 2014

During the third quarter of 2014, the Project continued implementation of the activities that remained unfinished by July 2014 and launched new activities in line with AWP 2014. Brief information about the results is given hereunder. Detail information on implementation is available in subsequent chapters of this report as well as at www.cba.org.ua.



Standard component - Target: 200 rayons, 800 village/city councils, 800 COs, 200 LDFs, 200 CRCs, 600 micro-projects

Standard component of CBA-II focuses on building partnership with stakeholders across the country; mobilise them to establish support structures needed to implement CBA activities on participatory basis; and support with small grant for rehabilitation of social/communal infrastructures. Envisioned cost sharing arrangement includes 5% CO's contribution; 45% local budget and 50% CBA Project. However, flexibility in cost-sharing ratio was adopted during 2013-14 in response to budgetary constraint facing the local governments.

During the reporting period, 4 trainings were conducted to train 35 CO-executives and 3 officials of local government; 18 sittings of LDF and 1 sitting of regional coordination council took place. By September, 2014, cumulative achievements were made as follows:

- The project reached 25 regions, 200 rayons and 857 local councils;
- 460,870 men and women from 317,600 households organized themselves into 857 community organizations that were registered under appropriate legal form. This participation is about 86% of the target households. Also, about 83% of the communities are new reflecting significant outreach of CBA-II over CBA-I communities;
- 200 local development forums and 223 community resource centres (23 – oblast and 200 – rayon) were established and strengthened to support joint planning and implementation of community initiatives;
- 712 community initiatives were supported in the priority area of energy saving, public health, water supply and environment. 74.6 percent of them are related to saving energy, 12.1 percent to health, 12.6 percent to water supply, and 0.7 percent to the environment. Furthermore, 68.2 percent of these micro-projects benefited schools and/or kindergartens, 18.6 percent to health facilities and 13.2 percent to the community – for example, street lighting, water supply, waste management. A total of 813,756 men, women and children are expected to benefit from these micro-projects directly or indirectly. As a result of these community projects, public health, learning environment and public safety have improved.

To reach above results, the Project trained 8,134 CO-executives and 2,583 local officials in various aspects of CO-management, planning and micro-project implementation and extended seed grant equivalent to UAH 53.3 million to the COs. This amount forms 42% of the total cost (UAH 127 million) needed to complete 712 micro-projects. Remaining amount came from local budget (48.8%), COs (7.6 %) and private sponsors (1.6 percent) respectively.

Challenges: Key challenge that hampered the implementation of remaining micro-projects was the lack of local budget to provide cost sharing amount in time. As a part of mitigation, the Project adopted flexible cost sharing approach to enable implementation of micro-projects without/with a cost sharing depending upon availability of local budget.



Energy efficiency (EE) component – Target: 300 micro-projects; 6 regional energy strategy; 6 support technical documentation and raising awareness of 10,000 population on energy efficiency

EE component of CBA-II aims to enhance local capacity by enabling citizens and local authorities to learn about energy efficiency technologies and use them jointly to solve their energy problems sustainably. Six oblasts (namely, Kharkivska, Dnipropetrovska, Zaporizhka, Lvivska, Ivano-frankivska and Zakarpatska) were selected as advanced piloting and remaining 19 regions were selected for normal piloting. Normal pilot regions received micro-project support while advance pilot regions received support for regional energy strategy and technical documentation besides micro-projects. Cost sharing for micro-project was envisioned to be shared by CO (5%); CBA Project (70%) and local budget (25%).

During the reporting period, 18 trainings were held to train 260 CO-officials and 17 local government officials in the area of micro-project implementation. Also, 93 micro-projects were completed during the reporting period. In total, 292 micro-projects were completed since inception. In cumulative term, following specific achievements were made since inception:

- Micro-projects: 357 micro-projects were supported. Total cost of these micro-projects is UAH 81.5 million which was shared among community (6.1%), local budget (39.3%), CBA (53.2%) and private sponsors (1.4%). An estimated 349,892 men, women and children will receive

direct/indirect benefit from this support besides 152 schools and 28 hospitals. *Direct result of this support is significant reduction in energy bills, reduced pollution, improved health, learning environment and public safety.*

- **Energy strategy:** Six oblast authorities updated their energy strategy with support of CBA. Recommendations of these updated strategy include sustainability and efficiency in energy sector; investment in innovative technologies and green energy to raise its energy efficiency; focusing community-based micro-size energy projects in rural areas. *These updated energy strategy are expected to contribute to forthcoming phase (2015-20) of energy strategy preparation and direction of regional investment;*
- **Technical documentation:** In line with the recommendation made in the updated energy strategy document, the regional authorities of 6 advance pilot oblasts are preparing technical documentation that would lead to larger investment in enhancing energy efficiency in the region. They are also establishing mobile laboratory for energy auditing that would promote energy efficiency in rural areas.
- **Public awareness:** 132 events were held during 2013 in various regions to sensitize 4,706 persons (citizens, local authorities, students and academia) about energy efficiency, renewable energy and innovative technologies. This activity will continue in the remaining part of year 2014.
- **Capacity building:** To support EE implementation, 469 training/backstopping events were organized to enable CBA partners undertake energy efficiency activities. A total of 5, 036 CO-executives and 1,590 elected/state officials received training on various aspects of energy efficiency component implementation.

Challenges: Key challenges that hampered the implementation of energy efficiency component include local budget constraint; increased inflation during the reporting period and seasonality (some kind of tasks could not be performed during winter). As a part of mitigation, the Project adopted flexible cost sharing approach to enable implementation of micro-projects without/with a cost sharing depending upon availability of local budget.



Rural economic development component – Target: 17 cooperatives; 17 micro-projects

CBA-II aims to build capacity of low-income rural households to undertake joint economic initiatives that could lead to income generation and employment creation in rural areas. This is done through organizing target population in development of multi-functional agricultural service cooperatives (ASCs) and building their capacity to provide economic services to target households. Envisioned cost sharing includes cooperative (30% with maximum 15% from local budget and/or other sources) and 70% from CBA Project. During the quarter, one cooperative of 17 was terminated in Chernivtsi region, leaving it to 16 (one microproject in Chernivtsi oblast returned money back).

Since inception, following specific achievement were made in the areas rural economic development:

- **Cooperative development:** 16 ASCs were formed by 1,491 men and women from 1,018 households. The ASCs were duly registered with state registration agency. The ASCs established their office in the premises provided by the local authorities;
- **Capacity building:** Capacity of ASC-executives and officials of local governments was built through training in such areas as management, finance, taxation and business planning. In total 1478 -executives and 203 state/elected officials were trained. Also, each ASC established a technical information centre with support of CBA and forging linkage with local/regional authorities.
- **Micro-project:** All 16 ASCs undertook economic initiatives to benefit their members in terms of raising income and employment. The initiatives were related with dairy, agricultural farming,

transportation and processing. Total cost of these micro-projects is UAH 6.0 million shared among cooperatives (17%), local authorities (7.1%), CBA (74.2%) and private sponsors (1.8%). 7 MPs were supported during the quarter – totally 27 MPs since inception.

Challenges: During the quarter, the one of the biggest challenges in the implementation of micro-projects was that the prices had been intensively changed because of the dollar's rate and general situation in the country.



Methodology replication component – Target: 60 rayons, 240 local councils, 240 micro-projects

CBA partners in the regions are encouraged to adopt CBA methodology so that they could utilize this methodology to implement their small grant programme with higher effectiveness. It will also ensure sustainability of CBA approach in long term perspective. Besides providing technical support for capacity building, CBA supports implementation of micro-projects on cost sharing basis. In general, a CO contributes 5% of the total cost while local authorities bear 70% of the cost and CBA shared remaining 25%.

Since inception, followings specific achievements were made as of July 2014:

- **Partnership:** Methodology replication component is being implemented in 21 regions of Ukraine. In total 64 rayons and 249 local councils have undertaken replication;
- **Support structure development:** 251 COs were formed by 120,612 men and women from 80,305 households in the CBA communities thereby demonstrating higher level of female participation and near 86% household coverage, as stipulated by CBA. About 82% of the communities are new reflecting significant outreach of CBA-II over CBA-I communities. All 64 rayons have established local development forum and have established community resource centres to ensure functioning of bottom-up joint decision-making;
- **Capacity building:** A total of 2,124 CO-executives and 619 local officials were trained to enable them to implement the CBA methodology effectively;
- **Micro-projects:** COs have undertaken 230 micro-projects in partnership with their respective local authorities and CBA Project. 75.7 % of these micro-projects belong to energy saving, followed by health protection (14.0%), by water supply (8.6 %) and environment (1.7 %). Total cost of these micro-projects is expected to be UAH 25.1 million to be shared among COs (7.5%), local budget (73.2%), CBA (18%) and private sponsors (1.3%).

Challenges: Authorities have successfully utilised CBA methodology not only in CBA-communities but also in non-CBA communities thereby rendering sound scope of the methodology. However, key challenge that hampered the implementation of replication component during the quarter is lack of local budget. As a part of mitigation, the Project provided its part of the grant based upon the cost sharing within capacity of the local authorities to afford.

Knowledge management – Target: one knowledge hub, 30 universities, experience sharing, policy recommendation

CBA project has developed mechanism for collection, systematization and dissemination of information/experience gained in course of implementation of its methodology. To this end, it has established an internal management information system as well it has mobilized its partners. Key partners include universities and associations of elected bodies. Specific activities carried out during the third quarter of 2014 and since inception are as given hereunder:

- **Policy works** were related to providing consulting services on recommendation development, monitoring and expert conclusions to respective state authorities regarding legal acts, organization of round tables for expert discussions, as well as providing appropriate legal explanations;

- Online discussions on new up-to-date topics were initiated, expert consultations by KMH were provided on the land relations and local self-governance power, on resource provision of local self-governance functioning, including local budget and inter-budgetary relations, as well as on issues of reforming local self-governance, territorial power organization, administrative-territorial division;
- Strengthening of KMH web portal. KMH team provided consultations on web portal moderation and management, as well as provided legal support of web-portal activities;
- Popularization of KMH among potential users through preparation and dissemination of information materials;
- Number of web-portal users was expanded. It registered 9 % growth in KMH-users (comparing with 5 % growth during the second quarter of year 2014).
- Curriculum development: During the quarter, publication of scientific monograph prepared by Zaporizhzhya National University was supported. The monograph is devoted to different aspects of sustainable local development in Zaporiska oblast.
- Collection of student papers: upon results of competition of student papers conducted in May-June, publication of the best 14 of them was prepared and printed. The publication was disseminated among partner universities of the CBA Project.
- Information dissemination: During the quarter, 39 media events were organized, 272 media coverage was registered, 113 publications were registered on various websites and 11 newsletters were published about CBA activities. Since inception, 593 media events were organized (including regional, rayon seminars, press conferences etc.), 5,165 cases of media coverage were registered. Also 2, 386 publications on websites were registered and 311 issues of regional newsletters were disseminated. Besides, second quarterly progress report of CBA was prepared and disseminated to stakeholders. All these demonstrate high degree of transparency in the implementation of CBA Project.

STATISTICAL ABSTRACT

SN	Activity	Tasks		Achievements						
		Unit	Q-ty	2011	2012	2013	2014 Q1	2014 Q2	2014 Q3	Total
Regular component										
1	Partnership agreement signed with regions	No.	25	25	0	0	-	0	-	25
2	Rayons selected & partnership established	No.	200	200	0	0	0	0	-	200
3	Village/City Council selected & partnership	No.	900	833	-1	23	-	2	-	857
4	Communities selected for local action	No.	900	782	53	23	-	1	-	859
5	Community organizations	No.	900	702	134	17	-	4	-	857
a	CBA-I community	No.	-	133	8	1	-	0	-	142
	New community	No.	-	569	126	16	-	4	-	715
b	Enrolled with VC/CC	No.	-	658	182	13	-	4	-	857
	Legally registered	No.	-	617	219	15	2	4	-	857
c	Household participation/membership									
	Target households	No.	-	210785	149720	7577	-	1591	-	369673
	Participated households	No.	-	155232	151545	9506	-	1317	-	317600
	CO members (total)	No.	-	228149	212206	18359	-	2156	-	460870
	CO members - male (%)	No.	-	43	43	43	-	42	-	43
	CO members - female (%)	No.	-	57	57	57	-	58	-	57
6	Local Development Forums formed	No.	200	182	18	0	0	0	-	200
	LDF sittings held		-	226	647	353	43	29	18	1316
7	Regional Coordination Councils grafted	No.	25	11	13	1	0	0	-	25
	RCC sitting held	No.	-	11	40	39	5	4	1	100
8	Community Resource Centers formed	No.	223	193	30	0	0	0	-	223
	Capacity of CRCs strengthened	No.	100	19	79	0	0	0	-	98
9	Human Resource Development									
a	Training conducted	No.	-	648	615	416	14	18	4	1715
b	Participants of the trainings (without repeat)	No.	18000	5192	2528	2733	115	111	38	10717
	CO-members	No.	16000	3714	2176	2007	107	95	35	8134
	Local authorities	No.	2000	1478	352	726	8	16	3	2583
10	Community development planning									
a	COs with CDP prepared	No.	900	516	314	2	0	0	-	832
b	CDP approved and mainstreamed	No.	900	321	490	21	0	0	-	832
11	Micro-Project supported	No.	600	112	550	46	2	2	-	712
a	Sectoral distribution									
	Energy saving	%	-	85.7	76	76.1	100	-	-	74.6
	Water supply	%	-	5.4	12	11.5	-	50	-	12.6
	Health posts	%	-	8.0	11	11.4	-	50	-	12.1
	Environment	%	-	0.9	1	0	-	-	-	0.7
b	Total cost of approved MPPs	Млн. грн.	-	20.4	115.8	8.6	0.2	0.3	-	127.0
	Shared by COs	%	5	8	7	6.1	5.0	6.2	-	7.6
	Shared by local, rayon, regional authorities	%	45	49	48	55.4	54.1	41.9	-	48.8
	Shared by CBA	%	50	40	43	35.3	40.8	42.5	-	42.0
	Shared by others (private sponsors)	%	-	2	2	3.2	-	9.4	-	1.6
c	Beneficiary characteristics of approved MPs									
	Beneficiary population	No.	-	146704	610317	52312	2357	2066	-	813756
	Institutional beneficiary	No.	-	112	550	46	2	2	-	712
	School/kindergarten (cum.)	%	-	73.1	65.4	54.3	100.0	100	-	68.2
	Healthpost (cum.)	%	-	9.0	11.7	21.8	0	0	-	18.6
	Local communities (cum.)	%	-	17.9	22.9	23.9	0	0	-	13.2
d	Micro-project completed	No.	600	0	447	192	33	26	14	712

Energy Efficiency Component										
1	Human Resource Development									
a	Training conducted	No.	-	-	-	329	22	100	18	469
b	Participants of the trainings	No.	-	-	-	5246	244	859	277	6626
	CO-members	No.	-	-	-	3861	193	722	260	5036
	Local authorities	No.	-	-	-	1385	51	137	17	1590
2	Micro-project supported	No.	300	-	118	157	0	82	-	357
a	Total cost of approved MP	Млн. грн.	-	-	13.5	46.0	0	22.0	-	81.5
	Shared by COs	%	-	-	5.0	5.5	0	7.4	-	6.1
	Shared by local, rayon, regional authorities	%	-	-	43.0	42.7	0	26.5	-	39.3
	Shared by CBA	%	-	-	50.0	50.7	0	61.6	-	53.2
	Shared by others (private sponsors)	%	-	-	2.0	1.1	0	4.5	-	1.4
b	Beneficiary characteristics of approved MPs		-	-						
	Beneficiary population	No.	-	-	126417	108172	0	113175	-	349892
	Institutional beneficiary								-	
	School/kindergarten (cum.)	%	-	-	28.1	58.0	-	51.2	-	42.6
	Healthpost (cum.)	%	-	-	10.2	9.6	-	8.5	-	7.8
	Local communities (cum.)	%	-	-	61.7	32.4	-	40.3	-	49.6
c	Micro-project completed	No.	300			26	2	171 ¹	93	292
3	Supporting energy efficiency strategic plans	No.	6	-	-	6	-	-	-	6
4	Supporting technical design development	No.	6	-	-	6	-	-	-	6
5	Raising public awareness on energy efficiency	No.	10,000	-	-	4692	-	-	14	4706
Rural Economic Development Component										
1	Agri-service cooperative developed	No.	17	-	-	15	1	1	-1	16
A	Target households	No.	-	-	-	2368	126	130	-45	2579
b	Participated households	No.	-	-	-	928	63	72	-45	1018
2	Human Resource Development									
a	Training conducted	No.	-	-	-	94	3	3	-	100
b	Participants of the trainings	No.	-	-	-	1491	91	99	-	1681
	Coop-members	No.	-	-	-	1317	80	81	-	1478
	Local authorities	No.	-	-	-	174	11	18	-	203
3	Economic micro-projects supported	No.	17	-	-	15	0	5	7	27
	Total cost of approved MP	UAH mln.	-	-	-	3.6	0.0	1.3*	1.1	6.1
	Shared by COs	%	-	-	-	18.1	0	14.1	15.8	17
	Shared by local, rayon, regional authorities	%	-	-	-	10.0	-	2.0	3.9	7.1
	Shared by CBA	%	-	-	-	69.3	-	83.9	76.6	74.2
	Shared by others (private sponsors)	%	-	-	-	2.6	-	-	-	1.8

¹ Data revised

SN	Activity	Target All Years		Achievement					2014Q3	Total
		Unit	Qty	2011	2012	2013	2014 Q1	2014 Q2		
Methodology Replication Component										
1	Rayons selected & partnership established	No.	60	-	61	3	-	-	-	64
2	Village/City Council selected & partnership	No.	240	-	243	7	0	-1	-	249
3	Communities selected for local action	No.	240	-	239	12	0	-1	-	250
4	Community organizations formed	No.	240	-	179	74	0	-2	-	251
	CBA-I CO	No.	-	-	41	5	0	-2	-	44
	New CO	No.	-	-	138	69	0	0	-	207
	COs enrolled with VC/CC	No.	-	-	174	79	0	-2	-	251
	COs legally registered	No.	-	-	169	84	0	-2	-	251
c	Household participation/membership									
	Target households	No.	-	-	52689	40827	0	-440	-	93076
	Participated households	No.	-	-	39026	41634	0	-355	-	80305
	CO members (total)	No.	-	-	52401	69167	0	-956	-	120612
	CO members male (total)	%	-	-	42.5	43.0	0	43	-	43
	CO members female (total)	%	-	-	57.5	57.0	0	57	-	57
5	Local Development Forums formed/granted	No.	60	-	47	17	0	0	-	64
	LDF sittings held		-	-	111	169	31	25	7	343
6	Community Resource Centers established	No.	60	-	52	12	0	0	-	64
	Capacity of CRCs strengthened	No.	-	-	-	-	2	2	-	4
7	Human Resource Development									
a	Training conducted	No.	-	-	195	285	2	12	-	494
b	Persons trained (without repetition)	No.	-	-	1254	1212	7	270	-	2743
	CO-members	No.	-	-	930	986	5	203	-	2124
	Local authorities	No.	-	-	324	226	2	67	-	619
8	Community development planning			-						
a	COs with CDP prepared	No.	240	-	139	114	0	-2	-	251
b	CDP approved and mainstreamed	No.	-	-	130	120	1	-	-	251
9	Micro-Project supported	No.	240	-	67	151	6	6	-	230
a	Sectoral distribution									
	Energy saving	%	-	-	74.8	75.3	100.0	50.0	-	75.2
	Water supply	%	-	-	9.9	10.8	0	0	-	9.1
	Health posts	%	-	-	13.0	13.3	0	50.0	-	14.0
	Environment	%	-	-	2.3	0.6	0	0	-	1.7
b	Total cost of approved MPPs	UAH mIn	-	-	8.7	14.2 ²	0.5	1.7*	-	25.1
	Shared by COs	%	-	-	6.2	7.2	5.0	5.0	-	7.4
	Shared by local, rayon, regional authorities	%	-	-	66.8	74.7	75.5	70.0	-	73
	Shared by CBA	%	-	-	20.8	17.0	19.5	17.5	-	18
	Shared by others (private sponsors)	%	-	-	6.2	1.2	0.0	6.8	-	1.6
c	Beneficiary characteristics of approved MPs		-	-						
	Beneficiary population	No.	-	-	77420	137653	2821	27473*	-	245367
	Institutional beneficiary	No.	-	-	67	152	5	6	-	230
	School/kindergarten (cum.)	%	-	-	64.2	56.6	20.0	33.3	-	61.3
	Healthpost (cum.)	%	-	-	16.4	15.1	0	33.4	-	15.2
	Local communities (cum.)	%	-	-	19.4	28.3	80.0	33.3	-	23.5
d	Micro-project completed	No.	240		32	64	35	46	20	197

* Data revised

Knowledge Management Component										
1	Partnership with academia	No.	10	-	20	7	3	-	-	30
2	Curriculum introduced in academia	No.	2	-	13	-	-	-	-	13
3	Knowledge management hub	No.	1	-	1	-	-	-	-	1
4	PR and communication									
a	Media events	No.	-	269	144	132	1	8	39	593
b	Media coverage	No.	-	1282	1874	1502	121	114	272	5165
c	Publications (web sites)	No.	-	587	853	716	63	54	113	2386
d	Newsletters	No.	-	71	112	101	8	8	11	311
Financial Progress (estimated)		Mill. \$/€	23.3/17.1	1,7/1,1	8,6/6,5	7,9/6,1	0,6/0,4	1,1/0,9	1,43/0,97	21,3/15,9

CONTENTS

EXECUTIVE SUMMARY	3
Chapter 1 INTRODUCTION	14
Chapter 2 REGULAR COMPONENT.....	16
Chapter 3 METHODOLOGY REPLICATION.....	23
Chapter 4 ENERGY EFFICIENCY.....	27
Chapter 5 RURAL ECONOMIC DEVELOPMENT	34
Chapter 6 KNOWLEDGE MANAGEMENT	39
Chapter 7 ADVISORY AND MANAGEMENT	46
CBA PHASE – III.....	50
ANNEXES.....	55

CBA PROJECT: PHASE II



Community Based Approach to Local Development

Phase – II

www.cba.org.ua

Chapter 1

INTRODUCTION

1.1 Project Genesis

First phase of CBA Project commenced in late 2007 with a purpose to demonstrate nationwide upscaling of successful model of local sustainable development based on community participation. The model proved to be effective and led to the second phase which came into existence in June 2011. CBA-II Project is funded by the European Union and is co-financed and implemented by UNDP, with the support of the Government of Ukraine and in partnership with local executive bodies/ bodies of self-governance. The Project's total budget is €17.125 million (23.3 million US \$) with 98.4% contribution from EU and 1.6% cost sharing from UNDP. Project's time frame is 4 years (7 June 2011 – May 2015).

Overall objective of the CBA Project is to promote sustainable socio-economic development at local level by strengthening participatory governance and encouraging community-based initiatives throughout Ukraine. Its specific objectives of the Project are to:

- promote community based approach to local governance and sustainable development;
- enhance energy efficiency at local level;
- support the creation of the locally owned and managed repository and network of good practices and knowledge on community mobilization and participatory governance;

Rural Ukraine forms pilot areas of the Project with local communities and local authorities as its main beneficiaries. To achieve its key objectives of governance and sustainable development, it supports implementation of community initiatives (micro-projects) that fall to following priority sectors:

- Health (local health posts);
- Environment (waste utilisation, sewage/drainage etc.);
- Energy (energy saving, energy efficiency);
- Water supply;
- Rural economic development
- Knowledge management
- Methodology replication

1.2 Implementation Methodology

Strategic direction of CBA is to build capacity of its target stakeholders and use this capacity for multi-stakeholders cooperation and multi-sectoral interventions with ensured local ownership of the process. The process is bottom-up. The stakeholders from grassroots (community), meso (rayon and regional) and macro level (national) are involved in the process as it moves upward. CBA implementation process involves a series of activities and action points that ultimately yield results intended by the Project.

A multi-level partnership is built involving selected rayons, village/city councils and local communities form the functional area of the Project. Their selection is done through open **competition** based on the criteria of socio-economic hardship, especially in the area of health, education, water supply, energy supply and environmental situation. Through the selection process, CBA reaches the most suffering areas/population of the region/rayon.

Local level activities of CBA are carried out under the framework of **partnership** with the stakeholders. It is based on willingness and commitment of the partners (communities, village/city councils, rayon authorities, regional authorities, academia, associations of local self-governments, private sector) for cost sharing and joint decision-making.

The project uses **social mobilisation tool** to mobilise stakeholders and create environment (support structures) for joint decision-making and joint implementation of activities. Community organisation (CO) is formed by representation of 80% or more households on the selected community to reflect common community vision and implementation of community priorities; local development forum (LDF) is developed at rayon level for joint decision-making, resource mobilisation, local coordination; regional coordination council (RCC) is developed at regional (oblast/ARC) level to monitor CBA activities in the region, to resolve issues related with local policies/procedures, to support programming and resource mobilisation. At national level there is a steering committee to ensure national level coordination and advisory support.

Capacity of the COs is built in such a way that they are able to make joint decision with local authorities, mobilize resources, implement local priorities and sustain the result. Capacity of the partners (VC/CC, rayon/oblast etc.) is strengthened in terms of human resources to implement participatory approach propagated by the Project. Training, exposure visits, dialogues and small grants (for community projects), appropriate institutional mechanisms etc. are used as tools for building capacity.

1.4 Management Arrangement

The Project is managed by UNDP/Ukraine under overall guidance of the Deputy Resident Representative and under direct supervision of the Senior Programme Manager. Execution of the Project is done by an implementation team with a central body in Kyiv and 25 regional implementation units, one in each region. Oblast Implementation Units (Regional Community Resource Centres) are further supported by oblast authorities in terms of office premises and human resources. Similarly, each rayon partner has deputed one official for coordination and implementation purpose and has established modest form of district community resource centre. They all together implement local component of the CBA activities. LDF and RCC serve as a guiding body at local and regional level and steering committee of the Project serve as a guiding body at the national level. For timely and quality output, appropriate 'quality supervision committee' (QSC) and 'management information systems' (MIS) are established to make the stakeholders directly involved in the process of monitoring and assessment of the Project activities. Flow of information is bottom-up and participatory. Various forms of media outlets are encouraged for raising public awareness about activities of CBA with a purpose to ensure transparency.

1.5 Project Area

CBA Project works in all oblasts of Ukraine and Autonomous Republic of Crimea covering total of 264 rayons (6-10 rayons in average) and 1106 village/city councils (4-5/rayon in average). Due to conflict in Crimean peninsula, CBA activity was suspended from second quarter of 2014.

LEGEND

- = Oblast/Region
- = Rayon
- = Village/City Council



Community Based Approach to Local Development: Phase-II

Chapter 2

REGULAR COMPONENT

Regular component of CBA-II nurtures the methodology of community based local sustainable development that was introduced during first phase of the Project. It includes strengthening of the model in old (CBA-I) communities and expanding it to new territories. By September 2014, target of micro-projects was achieved to the level of 119%. Target of developing key support structures including LDFs, CRCs and RCCs was achieved to 100 %. Also target of providing capacity building support to local communities and local state authorities was 100% achieved. Details on this component are described in the following sections and on www.cba.org.ua.

2.1 Establishing Partnership - Target: 25 regions, 200 rayons and 900 local councils. Achievement: 25 regions, 200 rayons and 857 local councils

Establishment of partnership with local/regional authorities through signing of partnership agreement is essential to formalize the role and commitment of the partners and to provide an official basis to work with community organizations.

Establishment of partnership involves a process of public information. Awareness materials related with CBA-II implementation are presented together with video film show, leaflets distribution, PowerPoint presentation and question-answer sessions. It is followed by competition, consultation and formalization. At the sub-national level it involves regional authorities, rayon authorities and local councils (village/city councils with less than 10,000 populations). Competition is based on a set of socio-economic hardship criteria (especially in the area of health, water supply, energy supply and environmental situation), that collectively identify the level of suffering, willingness and commitment. A formal partnership agreement between the level of government and UNDP opens the door for CBA to carry out its activities at that level.

Table – I: Partnership Establishment

SN	Activity	Unit	2011	2012	2013	2014Q1	2014Q2	2014Q3	Total
1	MoU signed with regional authorities	No.	25	-	-	-	-	-	25
2	Rayon level partnership								
a	Rayon selected	No.	200	-	-	-	-	-	200
	CBA-I rayon	No.	100	-	-	-	-	-	100
	New rayon	No.	100	-	-	-	-	-	100
	Rayon in reserve	No.	76	-	-	-	-	-	76
b	MoU signed with rayon authorities	No.	200	-	-	-	-	-	200
3	Local council level partnership								
a	Village councils selected	No.	833	-1	23	-	2	-	857
	CBA-I councils	No.	160	0	0	-	0	-	160
	New councils	No.	673	-1	23	-	2	-	697
	Councils in reserve	No.	382	-	-	-	-	-	382
	Council seminar held	No.	833	1	24	-	-	-	858

* Regionwise details in Annex – I

In total, partnership was established with 24 oblasts and ARC government; 200 rayons and 857 local councils as of September, 2014. The partnership included 100 new rayons, 697 new local councils and 704 new communities indicating further outreach of CBA methodology in the country. Also, the partnership was almost exclusively rural since 91% of the local councils were village councils and only 9% were either urban type village or small city councils.

2.2 Developing Support Structures - Target: 900 COs, 200 LDFs, 223 CRCs and 25 RCCs. Achievements: 857 COs, 200LDFs, 223CRCs and 25 RCCs

Establishing support structures is one of the important elements of the community based development approach methodology. Appropriate support structures are developed for participatory decision-making and monitoring at all levels of project implementation. Key support structures include community organisation (CO) at local level, local development forum (LDF) and community resource centre at rayon level, regional coordination council (RCC) and community resource centre at regional level.

2.2.1 Community organisation development

Community organisation (CO) is the foundation block for community based approach. It enables community members to get their potentials unleashed through collective action. It also helps governance at local level to become more participatory.

To develop a CO, first a community is selected through open competition. Basis of competition is the hardship facing the community and willingness of the community to help themselves. Thereafter, the community members are sensitized and motivated to get organised.

During the quarter 4 communities organised to form community organisation, making it total of 857 COs since inception. A total of 460,870 persons from 317,600 households joined the COs as members. The Project expects participation of 80% of households of the community with at least 50% female participation. The actual participation of households turned out to be 85.9% and representation of women in the total membership was 57%. Thus, the project succeeded in making a high outreach to households and to the women in the target communities. Also, about 82% of the COs were new reflecting the fact that CBA-II succeeded in making a wider outreach beyond CBA-I coverage of communities (Table – II).

Table – II: Formation of Community Organizations (Target 900)

SN	Activity	Unit	2011	2012	2013	2014Q1	2014Q2	2014Q3	Total
1	Community selected	No.	782	53	23	-	1	-	859
	<i>Old (CBA-I)</i>	No.	145	8	2	-	-	-	155
	<i>New</i>	No.	637	45	21	-	1	-	704
	Community selected for reserve	No.	568	122	38	-	-	-	728
2	No. of COs formed/grafted	No.	702	134	15	2	4	-	857
	<i>CBA-I or existing ones</i>	No.	133	8	1	-	0	-	142
	<i>Newly formed</i>	No.	569	126	16	-	4	-	715
3	Household participation	No.						-	
	<i>Target households</i>	No.	210785	149720	7577	-	1591	-	369673
	<i>Participated households</i>	No.	155232	151545	9506	-	1317	-	317600
4	Membership	No.	228149	212206	18359	-	2156	-	460870
	<i>Male</i>	%	43	43	43	-	42	-	43
	<i>Female</i>	%	57	57	57	-	58	-	57

* Regionwise details in Annex – II (A), II (B)

The COs must register themselves in a legal form so that they could acquire resources and implement local development initiatives legally. In this pursuit, about 94% of COs preferred the form of public organisation followed by body of self-organisation of population (Table – III).

Table – III: Legal Form of COs*

Legal form	Unit	2011	2012	2013	2014Q1	2014Q2	2014Q3	Total	%
ACMB	No.	0	0	0	0	0	-	0	0.0
Public organization	No.	588	193	16	2	4	-	803	93.7
BSP	No.	12	23	2	-	0	-	37	4.3
Cooperatives	No.	4	0	-1	-	0	-	3	0.4
Other	No.	13	3	-2	-	0	-	14	1.6
Total		617	219	15	2	4	-	857	100.0

* Regionwise details in Annex – III

2.2.2 Establishing local development forum

Local development forum (LDF) is created at rayon level and is expected to facilitate dialogue, coordination, planning and decision-making at local level between the oblast and rayon authorities and communities for promoting community driven local development. Usually LDF consists of RSA and RC heads, heads of village/city councils, heads of relevant departments in RSA/RC, representatives (focal person) of oblast authorities, and heads of CBA/COs.

Target on LDF establishment was fulfilled in 2012 with establishment of 200 LDFs (Table – IV). LDFs held meeting from time to time to discuss and decide upon various issues such as approval of community plans, resource mobilisation, coordination and solving organisation problems facing the COs. 18 LDF meetings were held in various oblasts during the quarter. 1316 such meetings were held since inception.

Table – IV: Formation and Sitting of LDFs (Target 200 LDFs)

	2011	2012	2013	2014Q1	2014Q2	2014Q3	Total
LDF established	182	18	-	-	-	-	200
<i>LDF grafted from CBA-I</i>	96	4	-	-	-	-	100
<i>New LDF</i>	86	14	-	-	-	-	100
No. of sittings held	226	647	353	43	29	18	1316

* Regionwise details in Annex – II (A), II (B)

2.2.3 Regional Coordination Council

Regional coordination council (RCC) is created at region level with an aim to coordinate and facilitate financing of micro-projects. It serves to disseminate information about the Project among officials, monitor activity of the Project in the region and provide consultations on strategic issues of micro-projects' implementation. RCC is chaired by deputy head of oblast state administration or deputy head of oblast council and consists of representatives of rayon administration/council heads, appropriate departments of OSA/OC, selected village/city council heads, CO, NGO and private sector.

During first phase of CBA, 25 RCC were established in all oblasts of Ukraine and in ARC. During second phase of CBA, all 25 RCCs were reconstituted (Table – V). Since inception, RCCs met 100 times to review CBA implementation in the region and to decide upon various issues such as accelerating the pace of implementation, CBA replication, participation in the energy efficiency and rural economic development components, development/approval of appropriate social/economic programmes etc.

Table – V: Grafting and Sitzings of RCCs(Target 25 RCCs)

	2011	2012	2013	2014Q1	2014Q2	2014Q3	Total
RCC grafted	11	13	1	-	-		25
Sittings held	11	40	39	5	4	1	100

* Regionwise details in Annex – II (A), II (B)

2.2.4 Community Resource Centres

To facilitate the functioning of LDF and RCC, a community resource centre is established by the partner rayon authorities and regional authorities. For this purpose, they provide premises and depute a focal person. CBA provides logistic facilities as necessary and trains the focal persons. Resource centres are also important in that they support non-CBA communities in carrying out local development activities in line with CBA methodology – something sought valuable from the perspective of methodology replication.

By 2012, 23 regions and 200 rayons had their community resource centres established. In the regions, resource centres are managed by community development officers (staff of CBA) with support of staff deputed by the regional authorities. In rayons, the resource centres are managed by an official deputed by the rayon leaderships. The resource centres are also provided with premises, equipment and logistic by the regional/rayon authorities. CBA provided equipment and logistics to about 44% of the rayon resource centres on competition basis and to all regional level resource centres to ensure/enhance their effectiveness (Table – VI).

Table – VI: Creation of Resource Centres

	Level of Resource Centre	Target	2011	2012	2013	2014 Q1	2014 Q2	2014 Q3	Total
1	Regional Community Resource Centre	23	23	2	-	-	-	-	23 ⁺
2	Rayon Community Resource Centre	200	170	30	-	-	-	-	200

* Regionwise details in Annex – II (A), II (B).

+ RIUs in Kyiv and ARC are located outside oblast premises

2.3 Capacity Building

Local communities, local authorities and other partners require capacity building support to be able to adopt and practice the approach promoted by the Project. Capacity building involves such activities as training and exposure visits.

During the quarter, 4 capacity building events were held. In total since inception, 1715 events were held in participation of 8134 CO-executives and 2583 officials of local/regional governments. Through these events, the participants learned skill of managing COs, making participatory planning, preparing micro-project proposal, implementing micro-projects, assessing the COs and conducting public audit etc. (Table – VII).

Table – VII: Trainings Organised

S N	Type of Participants	No. of training							Participants (non-repetition)						
		2011	2012	2013	2014 Q1	2014 Q2	2014 Q3	Total	2011	2012	2013	2014 Q1	2014 Q2	2014 Q3	Total
1	CO executives	648	615	416	14	18	4	1715	3714	2176	2007	107	95	35	8134
2	Local authorities								1478	352	726	8	16	3	2583

* Regionwise details in Annex – IV (A), IV (B)

2.4 Micro-project Implementation

Implementation of micro-projects is a tool to build capacity of local authorities and local communities to jointly plan and implement the vision of local development such that living conditions in rural areas gets improved in a sustainable way. The implementation process also nurtures good governance and helps in addressing critical global and national issues. CBA supports implementation of local priorities termed as 'micro-projects' through small grants based on equity, do-ability, sustainability and cost sharing criteria.

Micro-project implementation is completed, as described below, in 4 steps: planning, approval, implementation and sustainability arrangement.

2.4.1 Planning, prioritization and mainstreaming

Through participatory planning process, the CO-members identify problems of their village they want to solve and prioritize them based on such criteria as *intensity* of need (80% or more households felt it as the first priority), *do-ability* (the micro-project is simple enough to be implemented within capacity of the CO-members), *resource availability* (willingness of donors, community members and local authorities to support the priority), *sustainability* (the beneficiary community should be able to sustain the object/services created. Result is a community development plan (CDP), which is in form of conceptual proposal. Upon its approval from village/city councils, it is submitted to the LDF for review and approval. CDPs from various communities are debated at the LDF meeting and most appropriate plans are approved along with recommendations for rayon budget allocation.

Table – VIII: Community Development Plan

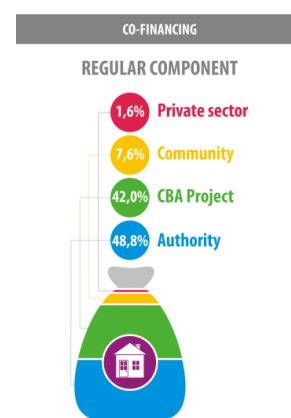
SN	Details	Unit	2011	2012	2013	2014 Q1	2014 Q2	2014 Q3	Total
1	CDPs developed/granted	No.	516	314	2	-	-		832
2	Sectoral distribution of top priority								
	<i>Energy saving</i>	%	76.1	80.7	-	-	-		75,6
	<i>Water supply</i>	%	4.0	0.6	-	-	-		10,7
	<i>Health</i>	%	19.8	18.0	100	-	-		13,0
	<i>Environment</i>	%	0.1	0.7	-	-	-		0,7
3	CDPs approved at VC/CC	No.	484	345	3	-	-		832
4	CDPs approved at LDF	No.	321	489	22	-	-		832

* Regionwise details in Annex – V

Since inception, 832 COs developed their plan, all of which were approved by local councils and LDF meetings. Almost three-fourth of community priorities were about energy saving/efficiency followed by health and water supply (Table – VIII).

2.4.2 Approval of micro-project proposals

Following to plan approval at LDF, the COs prepare micro-project proposal and submit it to central office of CBA Project for appraisal and approval. A typical proposal includes a set of documents such as technical documentation, cost estimate with proposed cost sharing, commitment letter from stakeholders, protocols of decisions made at various point of time, statute of the CO, bank account evidence, micro-project proposal, result of participatory assessment and/or maturity index, sustainability mechanism etc. The CO-executives go through rigorous learning by doing process while preparing technical documentation and micro-project proposal.



Central office of CBA appraises the proposals submitted by COs and approves them, if found satisfactory. As of September, 2014, 712 MPPs were approved by CBA (Table – IX). Total cost of the approved micro-projects was UAH 127 million, shared among COs (7.6%), CBA (42%), local/regional authorities (48.8%) and private sponsors (1.6%) as given in Chart – II. It reflects local cost sharing more than envisioned from COs, local authorities and private sponsors, thus validating the commitment of the local stakeholders for collective action.

Sectoral distribution of the approved micro-projects shows that highest preference of local stakeholders is for energy sector followed by health and water supply as given below:

- Energy saving - 74.6%
- Health - 12.1%
- Water supply - 12.6%
- Environment - 0.7%

The approved project is expected to benefit about 813, 756 men, women and children (directly & indirectly). In terms of institutional beneficiaries, distribution of approved micro-projects is as follows:

- Schools/kindergartens - 68.2%
- Healthpost - 18.6%
- Local communities - 13.2% (in case of street lighting, water supply, waste collection etc.)

2.4.3 Implementation of micro-project

Approval of micro-project proposals is followed by a series of steps to achieve intended results. CO-members are informed about the approval of their proposal and terms of grant agreement. Signing of grant agreement by responsible CO-official, often takes place during the general meeting. It develops a strong sense of ownership and accountability among the CO-members regarding the resource utilization and timely completion of the work.

Grant agreement enables COs to receive grant money from CBA. COs form a functional group and a tender committee, and announce a tender for selection of contractor. The best bid is chosen by the CO and contract is signed for implementation of the micro-project. As the implementation proceeds, quality supervision committee monitors the works from time to time. Based on the work completion, reporting and verification, total grant amount is released in three tranches. CO-members contribute their part of the share in advance or gradually during the implementation. Other contributors (e.g. local authorities and private sponsors) provide their share in a parallel modality in general. In some cases, they too deposit their share into the account of the COs

Table – IX: Implementation of Micro-Projects

	Activity	Unit	2011	2012	2013	2014 Q1	2014 Q2	2014 Q3	Total
1	MPPs approved	No.	112	550	46	2	2	-	712
2	MPs completed (works done)	No.	-	327 ⁺	312	33	26	14	712
3	Public audit conducted	No.	-	247 ⁺	366	38	43	14	712
4	O & M funds established	No.	72	467 ⁺	128	3	29	19	712
5	Project handed over	No.	-	168 ⁺	430	31	47	14	712

* Regionwise details in Annex – VI and VII;+ Revised estimate

As indicated in Table – IX, 712 micro-projects were initiated by September, 2014. In total, 712 micro-projects got completed, underwent public audit before handing over of the object to the owner. During public audit, citizens make final assessment of the quality and quantity of works and financial management. It ensures transparency and accountability in the community. It also builds community ownership on the object created.

2.4.4 Sustainability

Issue of sustainability of the object created/repared through micro-projects is addressed from various options. Firstly, the COs and relevant local authorities reach a mutual agreement to jointly carry out operation and maintenance of the created/repared object at the stage of micro-project proposal preparation. Secondly, the COs decided to establish an operation and maintenance fund that would be used any time needed to fix the problem connected with the object. Thirdly, the resulting object is handed over to the owner of the object (local council or rayon department), which is legally responsible for the maintenance. Fourthly, there is a guarantee of maintenance under the term of contract between the CO and service provider.

In above framework, 712 micro-projects completed until September 2014 and had sustainability arrangement, 712 micro-projects were handed over to the object owner (local councils or rayon authorities) (Table – IX).

Box – I: Improved conditions for teaching: warm school building for Pavlivka pupils

Inna Dovhopoliuk is one of the activists of the village Pavlivka, Kalynivsky rayon, Vinnytska oblast. The village is situated in a beautiful place in between of rayon and oblast centers. For the last years many young families came back to the village and settled here. Pavlivka became an enliven place. Along with these a need of kindergarten and school emerged. "The old school was too small. We had to adjust premises of a former library to school needs. 2 classrooms were opened there. But the building of the former library was in a bad condition and required reconstruction. Local budget was limited and was not enough to cover all needs," – recalls Inna.

Community of Pavlivka didn't lose hope and thanks to their active position they have found the way out. To address local issues jointly they decided to mobilise and create a community organisation. Thus the CO "Zamozhne selo – Kvitucha Ukraina" was officially registered in October 2013. Being one of the most active villagers with good reputation Inna was trusted to become the head of the organisation. The first steps of the CO were creation of a community development plan and microproject. They have gained the support of local authorities and of EU/UNDP Project CBA and jointly started to work to implement their plan.



Under the support of CBA-II Project the villagers refurbished old building and its' facade. 'The most valuable was to believe that together we can achieve success and overcome all obstacles on our way. It is true that a journey of a thousand miles starts from the first step. Thanks to the Project even the most pessimistic villagers saw that when we work together we will reach the goal'. When the villagers saw the results they decided not to rest on their' oars. It was decided also to replace the roof. Local authorities provided costs from village budget for materials and all the works villagers took upon themselves. Thus the villagers saw that jointly they

can solve all problems which their village is facing.

The total cost of the Project was UAH 99,008, out of which the villagers gathered UAH 5,055, local budget provided UAH 73,733, and CBA project issued UAH 20, 220.

2.5 Experience

Budget constraint facing the partner authorities continued during the second quarter as well. It posed risk for further delay in micro-project implementation. To mitigate the situation, the Project policy of flexible approach under which CBA funding continued with or without cost sharing from local budget. This approach helped completion of several micro-projects which were at critical stage of implementation

Chapter 3

METHODOLOGY REPLICATION



CBA-II envisions that the community based development methodology will be gradually internalised into the national framework of local development. From this perspective, it supports competent partners at regional/local level to replicate CBA methodology. Besides technical and backstopping support, CBA offers small grant for community projects based on special cost sharing - local/rayon/regional authority – 70%, CBA Project– 25% (up to USD 2600 equivalent in UAH) and community organisation–5%. This component was initiated in 2012 and is expected to continue until 2014. By September, 2014, most of the targets were achieved. More information about the replication component is given at the site: <http://cba.org.ua/en/activities/methodology-revival>.

3.1 Establishment of Partnership - Target 60 rayons, 240 local councils. Achievement: 64 rayons, 249 local councils

Replication component is being implemented in 21 regions (except ARC, Chernihivska, Kharkivska and Zhytomyrska) since 2012. These regions were selected based on criteria of willingness, socio-economic programmes that allows CBA methodology replication and performance of the region in implementing CBA-I.

64 rayons were selected in 21 regions through competition. Of them, 29 belonged to CBA-I, and 35 rayons were new. Rayon seminar was conducted in all selected rayons to inform the stakeholders regarding principles and procedures of methodology replication. Following to the seminar, partnership agreement was signed with the rayon authorities.

Furthermore, 249 local councils were selected in all replication rayons based on socio-economic hardship criteria. Village level launching seminar was conducted in each local council and partnership agreement was signed (Table - X). Thus, target of partnership with rayons and village councils was achieved in full. In course of implementation, partnership was terminated with a few rayons due to passivity reason and/or lack of financial constraint to support micro-projects.

Table – X: Partnership for Methodology Replication

SN	Activity	Target		Achievement					Total
		Unit	Qty	2012	2013	2014Q1	2014Q2	2014Q3	
1	Rayons selected for partnership	No.	60	61	3	3	-	-	67
	Old (CBA-I) rayons	No.	-	29	0	-	-	-	29
	New rayons	No.	-	32	3	-	-	-	35
	Rayons in reserve	No.	-	19	1	-	-	-	20
2	Partnership agreement signed	No.	-	61	3	3	-	-	64*
3	Local Councils selected for partnership	No.	240	243	8	-	-2	-	249
	Old VC/CC	No.	-	45	4	-	-1	-	48
	New VC/CC	No.	-	198	4	-	-1	-	201

* Regionwise details in Annex – VIII (A) and (B)

+ partnership with 3 rayons terminated, effective partnership with 64 rayons only

3.2 Developing Support Structures - Target: 60 LDFs, 60 CRCs, 240 COs. Achievement: 64LDFs, 64 CRCs, 251 COs

Following the procedures as described in section 2.2, development of support structures took place until 2013. Under effect of social mobilisation, 250 selected communities formed 251 COs, registered them with local councils and state registration agency. All 64 rayon authorities established LDF to support joint decision-making and 64 of them established community resource centres to support the implementation of methodology replication (Table –XI).

A total of 120,612 men and women representing 80,305 households got organised to form COs. Participation of households reached 86.2% and that of women participation reached 57%. Like in case of regular component, level of household and female participation was higher than expected in case of methodology replication.

Table – XI: Support Structure Development under Methodology Replication

S N	Activity	Target		Achievement					Total
		Unit	Qty	2012	2013	2014Q1	2014Q2	2014Q3	
1	Community selection	No.	240	239	12	-	-1		250
	<i>CBA-I community</i>	No.	-	47	-	-	-1		46
	<i>New community</i>	No.	-	192	12	-	-		204
2	COs formed/grafted	No.	240	179	74	-	-2		251
	<i>CBA-I COs</i>	No.	-	41	5	-	-2		44
	<i>New COs</i>	No.	-	138	69	-	-		207
3	CO formalisation	No.							
	<i>Enrolled with VCs/CCs</i>	No.	240	174	79	-	-2		251
	<i>Legally registered</i>	No.	240	169	84	-	-2		251
4	Household participation	No.							
	<i>Target households</i>	No.	-	52689	40827	-	-440		93076
	<i>Participated households</i>	No.	-	39026	41634	-	-355		80305
5	CO membership	No.	-	52401	69167	-	-956		120612
	<i>Male members</i>	%	-	42.5	43	-	-		43
	<i>Female members</i>	%	-	57.5	57	-	-		57
6	LDFs (formed/grafted)	No.	60	47	17	-	-	-	64
	LDF sittings held	No.	-	111	169	31	25	7	343
7	CRCs formed/grafted	No.	60	52	12	-	-	-	64

* Regionwise details in Annex – VIII (A) and VIII (B)

3.3 Capacity Building

Officials of rayon authorities and local councils are trained from time to time to enable them to be able to replicate CBA methodology on their territory. Similarly, CO-executives are trained in various aspects of methodology implementation. In total since inception, 494 trainings were organized until September, 2014 to train 2124 community members and 619 representatives of local authorities in such areas as planning, micro-project implementation, participatory assessment, public auditing, MP-handover and sustainability (Table – XII). Among the trainees, 63% were female.

Table – XII: Training Under Methodology Replication

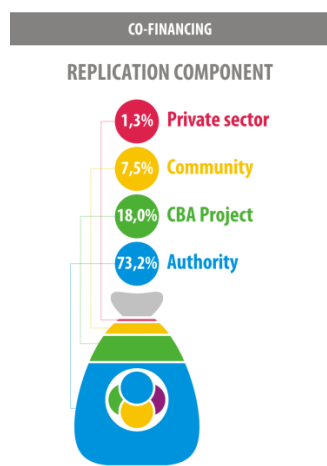
Activity	Target		Achievement					Total
	Unit	Qty.	2012	2013	2014Q1	2014Q2	2014Q3	
Training conducted	No.	-	195	289	2	12	-	494
Persons trained (without repetition)	No.	-	1250	1216	7	270	-	2743
<i>CO-members</i>	No.	-	926	990	5	203	-	2124
<i>Local authorities</i>	No.	-	324	226	2	67	-	619

* Regionwise details in Annex – IX

3.4 Community Projects - Target: 240 micro-projects. Achievement: 230 micro-projects

The micro-project support in methodology replication entails a series of steps namely preparation of community development plan; mainstreaming of community plan through approval at LDFs; technical document preparation; micro-project proposal; appraisal and approval of micro-project proposal by CBA; signing of grant agreement, implementation of micro-projects; quality supervision; commissioning and handover and sustainability arrangement.

Since inception, 251 CDPs were prepared by COs and all of them were mainstreamed at LDFs for funding. During the same period, 230 micro-projects were supported by CBA (Table – XIII).



Total cost of 230 micro-projects was UAH 25.1million shared by COs (7.5%), local budget (73.2%) CBA (18%) and private sponsor (1.3%). About 75.7% of the micro-projects were dedicated to energy saving followed by health protection (14.0%), by water supply (8.6%) and environment (1.7%). Schools/kindergartens were the main recipients of micro project support followed by community territories and hospitals. About 245,367 men, women and children are expected to benefit from these micro-projects directly or indirectly.

In total, 197 supported micro-projects were completed as of September, 2014, with public audit conducted (191), and 175 objects handed over to the relevant authorities.

Table – XIII: Micro-project support under methodology replication

SN	Activity	Target		Achievement					Total
		Unit	Qty.	2012	2013	2014Q1	2014Q2	2014Q3	
1	Community development planning								
a	<i>COs with CDP prepared</i>	No.	240	139	114	-	-2	-	251
b	<i>CDP approved and mainstreamed</i>	No.	240	130	120	1	-	-	251
2	Micro-Project supported	No.	240	67	151	6	6	-	230
a	Sectoral distribution								
	<i>Energy efficiency</i>	%	-	74.8	75.3	100.0	50.0	-	75.2
	<i>Water supply</i>	%	-	9.9	10.8	0	0.0	-	9.1
	<i>Health posts</i>	%	-	13.0	13.3	0	50.0	-	14.0
	<i>Environment</i>	%	-	2.3	0.6	0	0.0	-	1.7
b	Total cost of approved MPPs	UAH mln	-	8.7	14.2*	0.5	1.7*	-	25.1
	<i>Shared by COs</i>	%	-	6.2	7.2	5.0	5.0	-	7.5
	<i>Shared by local, rayon, regional authorities</i>	%	-	66.8	74.6	75.5	70.0	-	73.2
	<i>Shared by CBA</i>	%	-	20.8	17.0	19.5	17.5	-	18.0
	<i>Shared by private sponsors</i>	%	-	6.2	1.2	0.0	7.5	-	1.3
c	Beneficiary characteristics								
	<i>Beneficiary population</i>	No.	-	77,420	137,653*	2,821	27,473*	-	245,367
	<i>Institutional beneficiary</i>	No.	-	67	151	5	7	-	230
	<i>School/kindergarten (cum.)</i>	%	-	64.2	56.6	20.0	33.3	-	61.3
	<i>Healthpost (cum.)</i>	%	-	16.4	15.1	0.0	33.4	-	15.2
	<i>Local communities (cum.)</i>	%	-	19.4	28.3	80.0	33.3	-	23.5

d	Post-MP completion status							-	
	<i>O & M fund created</i>	No.	240	51	121*	22	10	19	223
	<i>Work completed</i>	No.	240	32	64*	35	46	20	197
	<i>Public audit held</i>	No.	240	9	106*	22	44	10	191
	<i>Object handed over</i>	No.	240	9	62*	26	58	20	175

* Data revised

Regionwise details in Annex – X and XI

3.5 Experience

Due to conflict situation in the country, financial crisis increased during the quarter. As a result, lack of budget with the local authorities remained as the biggest challenge. It seriously affected continuation and completion of micro-projects especially because share of local budget was quite high. CBA Project, on its part released its share in an accelerated pace so as to enable completion of the micro-project, where possible. Also, CBA project initiated mitigation scheme during the quarter to further facilitate the task completion.

Chapter 4

ENERGY EFFICIENCY



CBA Project successfully introduced the concept of innovative technology for raising energy efficiency together with necessity of exploiting renewable energy sources. It was done through training, micro-project implementation and raising public awareness. Also, strategic vision of selected oblast authorities was

sharpened for promoting energy efficiency, especially in rural areas and through people's participation. A total of 357 micro-projects (out of target 300) were undertaken by communities; 6 oblasts undertook updating of regional energy strategy followed by investment in promoting energy efficiency; and more than 4500 people received awareness information on energy efficiency (out of 10,000 target). Thus by September, 2014, target of micro-projects was achieved to the level of 119%. More information can be found below and at www.cba.org.ua.

Overall objective of the EE component of CBA-II is to enhance local capacity by enabling citizens and local authorities to learn about energy efficiency technologies and use them jointly to solve their energy problems in a sustainable way. This is to be achieved through (a) review and improvement of regional energy efficiency strategies in 6 oblasts; (b) support to 6 regional authorities for preparation of technical documentation; (c) support to 300 pilot micro-projects of energy efficiency based on introduction of micro-scale innovative technology and renewable energy sources; (d) awareness raising campaign reaching 10,000 population.

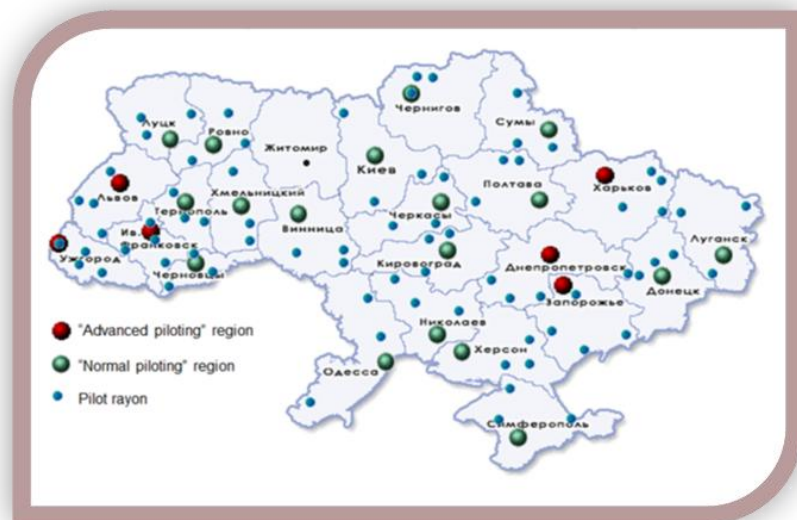
Following activities were carried out as of September, 2014 to achieve the intended results:

4.1 Selection of Pilot Areas - Target – 25 regions; 81 rayons; 162 communities. Achievement – 25 regions, 87 rayons, 203 communities

During April 2012, all regional authorities were invited to participate in the competition for energy efficiency component. The competition was based on such criteria as level of diversification form of renewable energy sources; degree of per capita CO₂ emission; level of commitment of the regional authorities to promote and support energy efficiency in rural area (including through renewable energy sources); level of realization of such plans under mentioned program in the past; level of technical capacity (expertise) of the regional authority to pursue energy efficiency vision; existence of analysis of 'local/renewable energy sources' appropriate for rural areas; existence of the list of budget objects with technical and maintenance information, and performance of the region in implementing CBA methodology. Six regions (Ivano-Frankivska, Lvivska, Kharkivska, Zaporizhia, Zakarpatska and Dnipropetrovska) were selected for advance piloting and the remaining 19 regions were proposed the option of participation in the normal piloting.

Launching seminars of the EE component were organised in 2012 in all 25 regions to explain about details of EE component, terms of partnership, action plan and announcement of competition for pilot rayon selection.

Following to the competition, 87 rayons were selected jointly by CBA and regional authorities to participate in piloting of EE component. The selection utilised such criteria as potential of renewable energy sources in the rayon; no. of rural communities lacking gas supply; no. of rural communal infrastructures facing serious energy inefficiency; availability of special programme & budget to exploit renewable energy opportunities; level of technical capacity (in term of human resource) to work on renewable energy sector; and level of pro-activeness (performance) in implementing CBA methodology.



Map – III. Area of implementation of EE component

Table – XIV: Pilot Area Selection for EE

SN	Activity	Target		Achievement					Total
		Unit	Qty	2012	2013	2014Q1	2014Q2	2014Q3	
1	Region Selection	No.	25	25	-	-	-	-	25
a	<i>Advance pilot</i>	No.	6	6	-	-	-	-	6
b	<i>Normal pilot</i>	No.	19	19	-	-	-	-	19
2	Rayon Selection	No.	81	87	-	-	-	-	87
a	<i>Advance pilot</i>	No.	24	24	-	-	-	-	24
b	<i>Normal pilot</i>	No.	57	63	-	-	-	-	63
3	CO/Community Selection	No.	162	162	-	-	39	-	201
a	<i>Advance pilot</i>	No.	48	48	-	-	-	-	48
b	<i>Normal pilot</i>	No.	114	114	-	-	39	-	153

* Regionwise details in Annex – XII (A) and (B)

EE launching seminar was conducted in all pilot rayons and competition was announced for micro-project idea. 201 communities that submitted satisfactory proposal on utilisation of innovative energy technology and strong commitment were selected for EE piloting.

4.2 Capacity Building

CO-members and local/regional authorities in EE pilot areas were provided trainings/exposures to enable them to acquire skill/knowledge to understand the vision of EE component and implement various aspects of the vision. Specifically it included concept of energy efficiency, technologies available to enhance efficiency, renewable energy sources, energy planning, CBA methodology to implement EE-micro-projects etc. During the quarter, 18 trainings were conducted, 277 persons in total received capacity building support (among them - 260 CO-executives and 17 state local authorities). In total, 5, 036 CO-executives and 1,590 state/elected officials received capacity building support since inception (Table – XV). Of the trained persons, 56.3% were female.

Table – XV: Capacity Building Under EE Component

Activity	Target		Achievement					Total
	Unit	Qty.	2012	2013	2014Q1	2014Q2	2014Q3	
Training conducted	No.	-	-	329	22	100	18	469
Persons trained (without repetition)	No.	-	-	5246	244	859	277	6626
CO-members	No.	-	-	3861	193	722	260	5036
Local authorities	No.	-	-	1385	51	137	17	1590

* Regionwise details in Annex – XII(A), XII (B)

4.3 Micro-project Support

Under EE-component, MP-support provided to local communities carries three features:

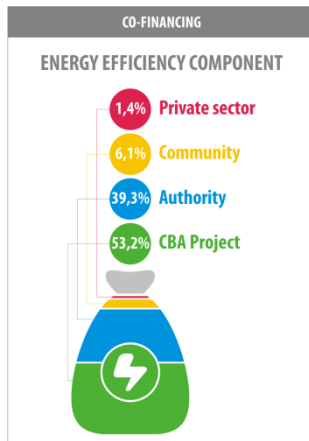
- Complex type EE- micro-project that strictly observes norm of innovative energy efficiency/ renewable energy technology, energy auditing (before and after implementation of MP) and complex technical documentation that go through sophisticated approval process. CBA shares 70% of the cost up to \$ 20,000 while local cost sharing is 30% including 5% from CO and 25% from local budget;
- Standard type EE- micro-project that observes normal form of energy efficiency technology and standard technical documentation, approval and funding mechanism. Thus, CBA shares 50% of the cost up to \$ 10,000 while local cost sharing is 50% including 5% from CO and 45% from local budget;
- Replication type EE-micro-project that observes normal form of innovative energy efficiency technology and normal technical documentation and standard approval and reduced funding mechanism. Thus, CBA shares 25% of the cost up to \$ 2,600 while local cost sharing is 75% including 5% from CO and 70% from local budget;

Table – XVI: Energy efficiency micro-project implementation*

S N	Activity	Target		Achievement					Total
		Unit	Qty	2012	2013	2014 Q1	2014Q2	2014Q3	
1	Micro-projects approved	No.	300	118	157	-	82	-	357
a	Complexity feature and funding type								
	<i>Complex type</i>	No.	-	-	148	-	82	-	230
	<i>Standard type</i>	No.	-	109	3	-	-	-	112
	<i>Replication type</i>	No.	-	9	6	-	-	-	15
2	Total cost of approved MPs	UAH ml		13.5	46.0	-	22.0	-	81.5
a	<i>Shared by COs</i>	%	5	5.0	5.5	-	7.4	-	6.1
b	<i>Shared by local budget</i>	%	25	43.0	42.7	-	26.5	-	39.3
c	<i>Shared by CBA</i>	%	70	50.0	50.7	-	61.6	-	53.2
d	<i>Shared by private sponsors)</i>	%	-	2.0	1.1	-	4.5	-	1.4
3	Beneficiary characteristics								
a	<i>Beneficiary population</i>	No.	-	126,417	110300	-	113175	-	349,892
b	<i>Institutional beneficiary</i>	No.	-	118	157	-	82	-	357
	School/kindergarten (cum.)	No.	-	33	77**	-	42	-	152
	Health facility (cum.)	No.	-	12	9	-	7	-	28
	Local communities (cum.)	No.	-	73	71	-	33	-	177
c	Post-MP completion status								
	<i>O & M fund created</i>	No.	-	118	157	-	12	70	357
	<i>Work completed</i>	No.	-	-	145	28	26	93	292
	<i>Public audit held</i>	No.	-	-	145	10	41	92	288
	<i>Object handed over</i>	No.	-	-	145	5	31	89	270

* Regional details in Annex – XII

(A) and Annex XII (B) **data revised



During the third quarter, 93 microprojects got completed; 92 microprojects underwent public auditing; 70 MPs had maintenance fund established by the COs; and 89 MPs were handed over to their owners.

By September, 2014, CBA supported 357 micro-projects thereby reaching 119% of the target. Overall contribution of CBA in the total cost was 53.2% with local authorities and COs making 39.3% and 6.1% contribution respectively. Private businesses made donation up to 1.4% of the total cost (Table – XVI). Among the MPs supported, 292 got completed; 357 had maintenance fund established by the COs; 288 MPs underwent public auditing and 270 of them were handed over to their owners.

Box – II: Community members believed in their forces to solve energy efficiency issues



Oleksandr Lypchey has been working for almost 20 years as school director in the school of Nyzhne Selushche village. The village is about 15 km to northeast from rayon center - Khust of Zakarpatska oblast. Being an activist, Mr. Oleksandr has always been concerning about community life and the ways of improving welfare of his fellow villages, ways of uniting people for common problem solving and increasing level of life. Among the biggest issues was the condition of local social infrastructure. Local school required urgent refurbishment: 'In secondary school of Nyzhne Selyshche village, which I lead, there were a lot of problems with keeping necessary temperature regime. It was difficult to start and finish heating system in time, when we

needed it. Therefore, children suffered because of cold classrooms. This was our major problem', Mr. Lypchey says. At the same time local budget was limited and there were no funds to replace heating system in the school. Oleksander together with other active villagers decided to change this situation.

Being a real leader in his community, Oleksandr led functional group of community organization 'Selyskiy dobrobut'. After establishing the CO, villagers actively started development of community development plan, enlisted local authority support. Zakarpatska oblast was selected as one the piloting oblasts on energy efficiency component. After the discussion between community members and local authority on joint initiatives, a micro project proposal 'Innovation measures on energy efficiency in school of Nyzhne Selyshche village' was prepared. Community of the village has successfully modernized heating system of the school, using pyrolysis boiler as an alternative. While implementing the project, community members believed in their forces and ability to solve problems.

Implementation of the project on energy efficiency in Khust rayon not only improved life conditions in Nyzhne Selushche village, but also contributed to unification of the community and increasing their confidence in independent work and possibility of reaching success. 'Our dreams come true, now we do not worry about heating season and about health of our children', Oleksandr says. 'Completion of this micro project demonstrated how we can work better. In cooperation with all partners – with local authority at all levels, also using direct support of our parents and entrepreneurs – we received expected results!'

Total cost of this micro project is UAH 309, 338. Community members collected more than UAH 15`000, local authority provided almost UAH 130`000, and CBA project provided 164`100 UAH.

As representatives of Zakarpattya oblast authority mentioned, allocated quota within energy efficiency component of CBA Project allowed communities of the regions actively develop. Henceforth, we can teach our children normally in warm classrooms. This became possible thanks to joint efforts of community and local authority. Together we were capable to change boilers and reconstruct heating system.

Experience

Energy efficiency MPs succeeded in attracting attention of local stakeholders due to their potential value in reducing energy bills and pollution; and improving quality of education in schools & kindergarten, public health services and public safety. However, implementation of MPs remained slow due to lack of local budget contribution. To mitigate the problem, CBA Project adopted procedures that reduced number of tranches (from three to two), increased amount of first tranche (up to 90%) and accelerated the pace of its support to enable contractors to continue their works smoothly. Also, a vision was developed to complete/close the MP implementation with/without local budget and if necessary, with additional grant from CBA

4.4 Updating of Regional Energy Strategy - Target: 6 reports. Achievement: 6 reports

Over a period of mid-2012 to mid-2013, task of updating of regional energy strategy was undertaken in 6 advance pilot oblasts (Zakarpatska, Dnipropetrovska, Kharkivska, Lvivska, Ivano-Frankivska and Zaporizhka). It entailed a series of events including training of regional authorities, basic information collection and analysis; consensus on vision and methodology of updating regional energy strategy; collection of additional data and information; Information analysis and report preparation; finalisation of the report and formal submission to the regional authorities; discussion on the report/recommendations at oblast council meeting and decision of the oblast authorities to utilise the recommendations during current phase and/or during the forthcoming strategy phase 2015-20. Thus, the results included improvement in the current energy strategy of the oblasts or a concept paper (with a set of recommendations) to be used during preparation of next phase of regional energy strategy.

The energy strategy improvement produced a positive impact on the programme of the oblasts. In principle they recognised the necessity of including into their strategy the micro-level interventions in the rural areas to promote innovative energy technology renewable energy sources in community participation. Besides, they approved small programme to support this vision in current strategy period.

4.5 Technical Documentation Support - Target: 6 projects. Achievement: 6 projects

Following to the updating of regional energy efficiency strategy, the oblast authorities were offered opportunity to plan for larger investment in the area of energy efficiency and in line with recommendations in the updated energy strategy. It included preparation of technical documentation for larger investment and/or implementation of micro-project that would support promotion of energy efficiency in the region. This offer involved technical support from CBA to the oblast authorities on cost sharing basis - 60% from regional authorities and 40% from CBA, limited to US \$ 40,000 equivalent.

In the spirit of recommendations for regional energy strategy, oblast authorities of the advance pilot oblasts submitted their proposals which included 6 technical documentation and 3 mobile laboratories for energy audit (Table – XVII). Total cost of this support was UAH 4.2 million of which CBA share included UAH 1.6 million (38.2%). The proposals were reviewed and approved for CBA support. Accordingly letter of agreement was signed with oblast authorities and support was initiated during 3rd quarter of 2013. Tender was called and vendors were selected jointly by CBA, UNDP and blast authorities.

The activity implementation continued through third quarter. Until September, 2014, CBA released 100% of its committed amount while regional authorities released 51.9% of their share in the cost. The activity is expected to continue for remaining part of 2014.

Table - XVII: Technical Support for Investment on Regional Energy Efficiency (UAH '000)

Region	Purpose	Budget and Cost Sharing (UAH)			Progress/Expenditure (UAH)		
		Total Cost	CBA	Oblast	CBA	Oblast	Total
Dnipropetrovska	Mobile Laboratory	455,758	184,458	271,300	191,140	271,300	462,440
	Technical Documentation	353,400	142,710	210,690	142,710	20,000	162,710
	<i>Sub-total</i>	<i>809,158</i>	<i>327,168</i>	<i>481,990</i>	<i>333,850</i>	<i>291,300</i>	<i>625,150</i>
Zaporizhka	Energy map	166,945	1,945	165,000	0	0	0
	Mobile Laboratory	633,054	318,054	315,000	464,797	315,000	779,797
	<i>Sub-total</i>	<i>799,999</i>	<i>319,999</i>	<i>480,000</i>	<i>464,797</i>	<i>315,000</i>	<i>779,797</i>
Kharkivska	Technical Documentation	900,000	320,000	580,000	320,000	380,000	700,000
Lvivska	Mobile Laboratory	490,000	320,000	170,000	231,000	0	231,000
	Technical Documentation	500,000	0	500,000	0	360,000	360,000
	<i>Sub-total</i>	<i>990,000</i>	<i>320,000</i>	<i>670,000</i>	<i>231,000</i>	<i>360,000</i>	<i>591,000</i>
Ivano-Frankivska	Technical Documentation	800,000	320,000	480,000	0	0	0
Zakarpatska	Technical Documentation	800,000	319,000	481,000	269,820	0	269,820
Total	Amount	4,199,157	1,606,167	2,592,990	1,619.467	1,346.300	2,965.767
	%	100.0	38.2	61.8	38.5	32.1	70.6

Experience

Further delay is expected in completion of the activities due to reasons including – (a) selection of a company yet to be finalised; (b) hesitation of the selected companies to move with the tasks fast due to weakened UAH; (c) widespread change in oblast and rayon level leaderships due to conflict in the country thereby causing shift in their priority; (d) financial constraint making the authorities unable to support the activity.

4.7 Raising Public Awareness on Energy Efficiency - Target – 10,000 persons; Achievement – 5,733

The activities of raising public awareness on energy efficiency were undertaken during third quarter of 2014. During the quarter, 14 events on raising public awareness on energy efficiency component were conducted. In the framework of these events CBA communities, local councils, rayon authorities and regional authorities were informed again about the necessity and measures of raising energy efficiency. In total, since inception of second phase, 4,706 events on raising public awareness on energy efficiency were undertaken since inception.

Box – III: Raising Awareness on Energy Efficiency: Experience of Ivano-Frankivska Oblast

In terms of the Raising public awareness campaign regarding Energy Efficiency, during first half of September 2014 two exposure seminars were held in Ivano-Frankivska oblast. On the 9th of September representatives of community organisations, local authorities and representatives from media from Rozhniv rayon on practice saw how energy efficient technologies work in social infrastructure. On the 15th of September a training was held in village Mariyampil for heads of village councils, heads of community organisations of Haltsky rayon and pupils of a local school.



During the exposure visit on the 9th of September to Kosivsky rayon, participants visited kindergarten “Sonechko” which at the end of August 2014 installed solar electric station with a power of 9,6 kW. Now thanks to a mini-SPS, the need of the kindergarten in energy is satisfied. In a sunny weather they even supply other state-funded organisation of this village with energy. During the training heads of community organisations “Dbailyvy Hospodar” (village Rozhniv), “Dobrobut Tiudova” (village Tiudiv), “Hutsulska Fundatsia” (village Yavoriv) shared their own experience of implementing energy efficient microprojects in their own communities.



During the training in Mariyampil on the 15th of September, not only representatives from local authorities and community organisations learned about benefits of renewable energy, but also children from a local school. Along with theoretical knowledge, participants learned on practice how energy efficient technologies work. For this they have visited local healthpost, where the system of hot water supply was installed which works from solar energy.




Besides discussions of the benefits of green energy, also were discussed the possibilities and perspectives of implementing energy efficient microprojects. Thus community organisations in close cooperation with local authorities and CBA Project continue raising public awareness regarding innovative energy efficient technologies.

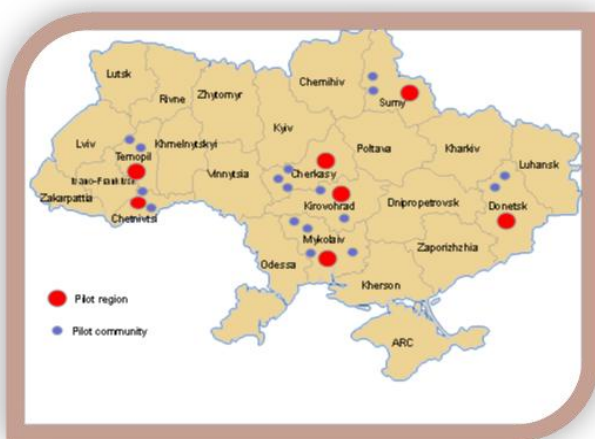
Chapter 5

RURAL ECONOMIC DEVELOPMENT

RED component aims to pilot community based approach of agricultural service cooperatives development and creation of opportunity for employment and income among rural poor. By September 2014, 100% of the target of cooperative development was achieved. 14 of 16 cooperatives completed first round of economic initiatives and more of them proceeded with second round of initiative implementation. The pilot has showed promising results and there is demand for more CBA type cooperatives in the regions. More information can be found below and at <http://cba.org.ua/en/activities/rural-economic-development>.



5.1 Pilot Area Selection



Rural economic development (RED) component CBA-II promotes non-profit multi-functional agricultural service cooperatives (ASCs) for creating employment and income opportunities in rural areas. It targets low-income households and assists them in getting organized into ASC and in bringing added value to local products through efficient production, packaging and shared marketing.

RED component was launched in mid-March 2012. By September 2014, 17 communities were selected in 7 oblasts based (Mykolaivska – 4, Cherkaska – 3, Kirovohradska – 2, Donetska – 2, Sumska – 2, Ternopilska – 2 and Chernivetska – 2) on such criteria as (a) level of

unemployment and poverty, (b) level of community members willing to join cooperative and undertake economic activities, and (c) commitment of local government to support cooperative activities.

5.2 Cooperative Development - Target – 17 cooperative. Achievement – 16 cooperative

In total 17 ASCs were developed since inception and thereby reaching 100% of the target. During the quarter, one cooperative was terminated in Chernivtsi region, leaving 16 cooperatives in total. These cooperatives were registered in form of non-profit multi-functional agricultural service cooperatives under new legislation of 2013. All ASCs enrolled themselves with their respective local councils from the perspective of forming linkage.

A total of 1,491 men/women from 1,018 target households joined the cooperatives representing 40.5% of the target households and reflecting average membership of 62 households per cooperative. By virtue of CBA process, eligible low-income households are identified in the selected communities. Of them, the households which are willing and able to participate in the cooperatives are considered as target households for the purpose of piloting.

Table – XVIII: Cooperative Development

SN	Activity	Unit	Target All Years	Achievement					Total
				2012	2013	2014Q1	2014Q2	2014Q3	
1	Community selected	Number	17	-	15	1	1	-1	16
a	CBA community	Number	-	-	11	1	1	-1	12
b	Non-CBA community	Number	-	-	4	-	-	-	4
2	Cooperative development	Number	17	-	15	1	1	-1	16
a	Target households	Number	-	-	2368	126	130	-45	2579
b	Participated households	Number	-	-	928	63	72	-45	1018
c	Members	Number	-	-	1313	63	160	-45	1491
3	Priority area of the cooperatives								
a	Dairy (milk collection, chilling, supply)	Number	-	-	3	-	-	-	3
b	Vegetable farming (equipment, storage)	Number	-	-	5	1	3	-1	8
c	Fruit cultivation (equipment, storage)	Number	-	-	1	-	2	-	3
d	Meat and egg (equipment, storage)	Number	-	-	1	-	-	-	1
e	Input-output marketing	Number	-	-	1	-	-	-	1
f	Others				4	-	-	-	4
4	Cooperative registered formally	Number	-	-	15	1	1	-1	16
5	Cooperative enrolled with local council	Number	-	-	15	1	1	-1	16

* Regionwise details in Annex – XV A and XV B

5.3 Capacity Development

Since inception, 100 training events were held through which 1478 coop-executive members and 203 officials of local authorities were trained in various subjects related with RED (Table – XIX).


Table – XIX: Capacity Development

Activity	Unit	Target All Years	Achievement					Total
			2012	2013	2014Q1	2014Q2	2014Q3	
Training organised	No.	-	-	94	3	3	-	100
Coop-members trained		-	-	1317	80	81	-	1478
Local authorities trained		-	-	174	11	18	-	203
Technical information centre supported		-	-	15	1	1	-	17

* Regionwise details in Annex – XV (A), XV (B)

By September, 2014, all 17 cooperatives established technical resource centres so as to secure and disseminate technology/information beneficial to economic wellbeing of the members. In all cases, local government availed premises for TICs. CBA supported such TICs in term of equipment/logistics (e.g. computer, printer, scanner, internet-equipment, furniture etc.) and facilitated linkage with technology/information providers.

Box – IV: A new Technical Informational Center was created in ASC “Molochnyk”, Mykolaiv oblast



ASC “Molochnyk” in village Yuriivka, Snigurivsky rayon opened a Technical Information Center during July 2014 for the needs of cooperative. During the community meeting it was decided to place the centre in a local school, in one of the free cabinets. Villagers jointly refurbished the room. Thanks to the CBA Project support they procured furniture and necessary office equipment. Currently the cooperative has all working conditions: “We have a lot of plans for future. We will do our best to work effectively and be sustainable. Thanks to the project we have gained new valuable knowledge and we hope that soon we will be able also to share our own experience with other communities” – underlined Stanislav Liubov, head of ASC “Molochnyk”.

Box – V: Experience exchange: seminar on ASC activity in Sumska oblast



On 29th September 2014 a seminar on cooperative movement was held in Burynskyi rayon, Sumska oblast. Representatives of Burynska rayon administration, representatives of the department of agro-industrial complex of Sumska oblast state administration and representatives of veterinary department participated in the event. During the seminar, activists of service agriculture cooperative 'Chernechoslobidskyi' presented its experience in promoting cooperative development of Sumska oblast. Participants of the event explored experience of agriculture service cooperative functioning, discussed risks and challenges faced by cooperative in its activity. Cooperative members have opportunity to sell their milk products for higher prices than other villagers of Chernecha Sloboda.

Maksym Andrienko, Head of the cooperative said: *'Nothing can be taken from nowhere. Before we got this opportunity to start this cooperative, our community implemented three micro projects on water supply in cooperation with CBA Project. These microprojects helped us to get necessary experience in cooperation and mobilization. Cooperative is a next step in community's activity, even though, it is much more complicated in organization and finance aspects than the previous ones. However, it is necessary to work with people on constant basis, and then good results will be achieved'*.

Currently, ASC 'Chernechoslobidskyi' implements second microproject devoted to purchase of special machinery for land cultivation and procurement of forage for the cattle.

Box – VI: Capacity Building: ACS Development and Sharing CBA Experience on RED Methodology



On 23-24 July 2014 regional community development officers Anna Babkova (Cherkasy oblast) and Liudmila Shynkarenko (Donetsk/Chernihiv) participated in training seminar devoted to ASC development. Various issues surfaced during the seminar e.g. special form of agricultural service cooperatives, financial activity and financial management, attracting investments and sustainability of cooperatives beyond external support; practicality of existing legislation on cooperatives and others. Representatives of joint EU/UNDP Project Community Based Approach shared their experience regarding rural economic development methodology. Representatives of respective

departments of agriculture development from various oblast state administrations and oblast advisory services took part in the seminar.

A special session was devoted to fundraising issue, and participants discussed one of the key questions – where to find finance resources to start cooperative. Representatives of donors' organization were also invited to participate in the session. The CBA CDOs from Cherkaska and Donetska oblasts made a presentation on main principles of CBA methodology in rural economic development component, and shared experience of CBA Project in the realm of establishment and development of agriculture service cooperatives in Donetska and Cherkaska oblasts.

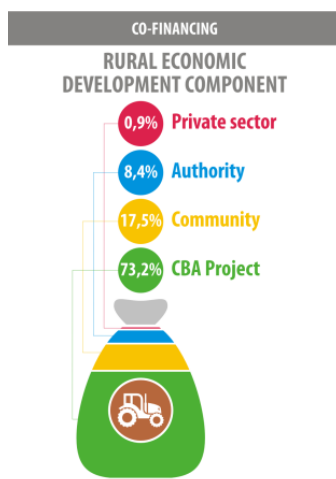
Mr. Roman Korinets, President of the National Association of Agriculture Advisory Services announced competition of one-day teaching trainings among communities to prepare local instructors on cooperative development.

More about the seminar can be found here <http://www.dorada.org.ua/nasha-diyalnist/zakhodi.html>

5.4 Implementation of Economic Initiatives

The ASCs continue undertaking economic initiatives to ameliorate economic wellbeing of their members. During the reporting period, 7 micro-project proposals were approved by CBA to support the cooperatives, making it total 27 since inception. By September, 2014, 14 ASCs completed their first micro-project and ventured into the second.

Most of the economic initiatives were related with vegetable farming followed by dairy and fruit cultivation as reflected below. CBA support included purchase of equipment (e.g. tractor & accessories, milk chilling vat) or establishment of structures (e.g. green house) that boosted agro-production/processing through enhanced service availability.



Total cost of these micro-projects was UAH 6.1 million (average cost of UAH 218,455). This cost was share by the cooperatives (17.5%), CBA (73.8 %), local authorities (8.3 %) and private sponsors (0.9%) respectively.

Before undertaking an economic initiative, the ASCs prepare economic development plan (EDP) in participation of their members. EDPs are shared with the respective local authorities in order to mainstreaming of the plan and resource mobilization. Based on the approved plan, ASCs prepared technical documentation (business plan) and micro-project proposal. When necessary, they utilized services of local experts, sought support of relevant departments of local authorities and received assistance from CBA staffs for it. Often the local authorities and private sponsors came forward, for supporting the approved plan.

Table – XX: Micro-project Implementation

Activity	Unit	Target All Years	Achievement					Total
			2012	2013	2014Q1	2014Q2	2014Q3	
Economic development plan prepared	No.	-	-	15	-	2	-1	16
EDP mainstreamed at LDF	No.	-	-	15	-	2	-1	16
MP proposal approved & supported	No.	17	-	15	-	5	7	27
<i>Purchase of equipment</i>	No.	-	-	12	-	1	7	20
<i>Others</i>	No.	-	-	3	-	4	-	7
Total cost of micro-projects	UAH mln	-	-	3.6 ⁺	0.0	1.3	1.1	6.0
<i>Shared by cooperative</i>	%	30	-	18.1	-	14.1	15.8	17
<i>Shared by CBA</i>	%	70	-	69.3	-	83.9	76.6	74.2
<i>Shared by private sponsors</i>	%	-	-	2.6	-	-	-	1.8
<i>Local budget contribution</i>	%	-	-	10.0	-	2.0	3.9	7.1
Beneficiary of economic initiatives								
<i>Households</i>	No.	-	-	2368	-	256	-45	2579
Direct	No.	-	-	928	-	135	-45	1018
Indirect	No.	-	-	1440	-	121	-	1561
<i>Population</i>				2678		133	-45	2766
Male				1284		96	-20	1360
Female				1394		37	-25	1406
Micro-project completed	No.	-	-	14	-	-	6	20

* Regionwise details in Annex – XV A, XV B;

+ Data revised

Longer term impact of micro-projects was expected in terms of employment and income. However, the completed micro-projects demonstrated immediate results that the ASC-members received in terms of (i) reduced cost of service received (i.e. savings), (ii) increased production due to expansion of business, timely availability of inputs/services and better advice/technology, (iii) higher price of the products.

5.5 Assessment of the Piloting

Following to recommendation of evaluation mission, a system was introduced in March 2014 to monitor institutional status, governance, business quality and sustainability of the ASCs on quarterly basis. The first round of monitoring reports demonstrated satisfactory performance of the cooperatives in general.

Similarly, independent assessment of CBA piloting on rural economic development through community based cooperatives, shows that the approach is relatively successful in reaching low-income households and that it requires some improvement in order to maximise its effectiveness.

5.6 Experience

The ASCs, in general, have demonstrated successful results and offer hope for low-income households. Enthusiasm among regional/ rayon authorities and local councils was observed at the level more than expected and room was created for cost sharing from them. Role offered by the Project to the authorities for economic activities in the remote parts of the region was positively perceived by them. However, financial support from local budget has become constrained due to financial crisis and due to restriction placed by 2013 legislation on cooperative

Chapter 6

KNOWLEDGE MANAGEMENT

Knowledge management component of CBA aims to document, systematize and disseminate the experience gained in the area of community based local sustainable development. It is done through - a knowledge management hub (KMH) and through curriculum to specific courses of higher education. Results until September 2014 indicate that CBA has been effectively following the path of knowledge documentation and dissemination and that its activities are highly transparent. More information on this subject is given at <http://rozvytok.in.ua> and <http://cba.org.ua/en/activities/regional-resource-centers>.

6.1 Operationalization of Knowledge Management Hub (KMH)

According to the KMH calendar workplan included in the agreement signed with UADRC, the activities during July-September, 2014, brought the following results by KMH: the round table was conducted for discussion of policy recommendations, the consultations on related issues were provided, online expert discussions were continued by KMH experts. Also KMH team prepared informational materials and disseminated them among partners, the KMH web-portal was further promoted, the number of web-portal users was further expanded (9 % growth), the methodological recommendations on usage of law were prepared and distributed (550 copies).

- a) Policy recommendation: Three main activities of policy works and policy recommendations were undertaken by UADRC during July – September, 2014. The policy works were related to providing consulting services on recommendation development, organization of one round table for expert discussions, as well as providing appropriate legal explanations. The analysis of legislative acts was carried out that regulates conduction of general meetings in different realms of life activities. Also explanations on compiling agreement for land rent, property right documentation and other issues were provided using telephone calls and online consultations via <http://rozvytok.in.ua>.

Table: XXI Activities undertaken by UADRC in Q3, 2014

#	Planned Activities	Completed Activities and Results	Evidence / Remarks
I. Improvement of the legislation in the realm of local self-governance			
1.	Providing consulting services on recommendation development, monitoring and expert conclusions to respective state authorities regarding legal acts	Draft law of Ukraine 'On making changes to the Budgetary code of Ukraine' (regarding budgetary decentralization)	A letter to Cabinet of Ministers, VR committee on state building and local self-governance, Ministry of Finance of Ukraine reference number №C01-100/183 of 12.08.2014 Cabinet of Ministers of Ukraine, reference number №C01-114/212 of 11.09 .2014
		Draft law of Ukraine 'On making changes to Law of Ukraine 'On Elections of Deputies of Crimea Verkhovna Rada, Local Councils, Village and Town Heads'	A letter to Ministry of Justice of Ukraine, reference number №C01-109/207 of 10.09.2014

		Draft law of Ukraine 'On Authorities of Population Self-governance'	A letter to head of research center of City institute reference number №C04-19/219 of 18.09.2014
		Analysis of legislative acts that regulate conduction of general meetings in different realms of life activities	Analytical materials
2	Organization of round table for expert discussions	Expert discussion of main points of main points and peculiarities of the laws 'On authorities of self-governance of population (draft laws of Ministry of regional development, reference number №3704-01, №3704)	Photos from the event
3	Providing explanations	<ul style="list-style-type: none"> ▪ Compiling agreement for land rent ▪ Property right documentation for a plot ▪ Issues related to established counters for cold and hot water 	Explanations were given by telephone and via forum rozvytok.in.ua

- b) Coordination of KMH thematic activities:** Online discussions on new 2 up-to-date topics were initiated by KMH experts. Also the moderation of previous topics was continued. Short-time and long-time experts were hired to coordinate special activities of the Centre and to develop policy recommendations as well. The experts provided appropriate discussions and consultations on the regular basis online via forum at <http://rozvytok.in.ua>. Upon the analysis of the practice of valid legislation, one analytical report was prepared per each activity direction. Expert consultations by KMH were provided on the land relations and local self-governance power, on resource provision of local self-governance functioning, including local budget and inter-budgetary relations, as well as on issues of reforming local self-governance, territorial power organization, administrative-territorial division.
- c) Strengthening of KMH web portal:** KMH web-portal was further promoted through the network "Regionet" in the respective group on Facebook. As a result, Section "experts" joined plus 50% new participants. KMH team provided consultations on web portal moderation and management, as well as provided legal support of web-portal activities. Also KMH team improved and updated KMH web resource, updated all web-portal sections. Section «Library» was updated with new reference materials. Section "Contests" was updated with new contests. During the reporting period the number of web-portal users was expanded. It registered 9 % growth in KMH-users (comparing with 5 % growth during the second quarter of year 2014).
- d) Popularization of KMH and client expansion:** KMH team prepared informational materials regarding Hub's news and results of the work and disseminated 11 packages of them among the partners. Also KMH experts prepared "Methodological recommendations for practical usage of Law of Ukraine "About territorial communities' cooperation" which concerns the issues of organisation and legal arrangements. The methodological recommendations were distributed among partners (550 copies).

6.2 Developing Cooperation with the Ukrainian Association of Village and Settlement Councils

After discussions between the leadership of the Ukrainian Association of Village and Settlement Councils (VASSR) and UNDP/SPM to explore possibility of joint activities, the MoU was signed between the VASSR and UNDP management on 11 August, 2014. It was agreed to further expand the CBA methodology and knowledge among the local councils and settlements throughout the territory of Ukraine.

In total, 8 events and discussions in the framework of round tables regarding policy works and policy recommendations were undertaken by VASSR experts during the reporting period. The activities were related to improving policies in the country in the area of territorial communities (territorial reform), self-governance of the population as well as regional development. The activities also were undertaken to further create enabling environment for local communities, local self-government bodies, and building local and regional capacity in the area of sustainable regional development.

The cooperation with the VASSR will be developed to raise public awareness on good governance, community based approach to local development and sustainable development. For that purpose joint media Days and media trainings in the framework of the media Days together with VASSR were foreseen during the next reporting period on information dissemination and raising public awareness on community-based approach to local development.

6.3. Curriculum Development

During third quarter of 2014 a series of activities were undertaken in the framework of the activity plan of the national network of the partner universities for 2014. The activities are described hereunder.

- a) Students' Summer School: On 3 – 7 July, 2014 in Slavske village, Lvivska oblast, third all-Ukrainian Summer School 'Community Mobilization for Local Development' took place. The one-week



programme was organized by the National Network of Partner Universities under support of CBA Project. More than 20 young scientists from 13 regions of Ukraine participated in the event, including winners of the competition – 2014 of student research papers on 'Sustainable Development and Community Participation' and winners of the all Ukrainian students debate -2014 on Sustainable Development.

During the week of the summer school, the participants learned about various aspects of local sustainable development and community based approach to local development, as well as participatory governance. They also visited CBA communities and rayon resource center and interacted with community members and local government officials.

The event was opened by UNDP/Ukraine Senior Programme Manager Mrs. Oksana Remiga and Dean of Institute of Humanitarian and Social Science of National University 'Lvivska Politechnica' Mr. Mykola Buchyn. Mrs. Oksana Remiga highlighted the significance of cooperation of CBA Project with universities and dissemination of CBA experience to next generation. Mr. Buchyn stressed that sustainable development with community participation is indispensable for Ukraine, development of civil society is of highly importance now, taking into account current situation in the country.

Dr. Jaysingh Sah, International Project Manager of CBA, delivered his lecture on social mobilization and stressed that mobilization of community members is very important for development both of local



territories and the whole country. However, the issue of responsibility for mobilized communities takes even more important place, since accumulated energy of mobilized people might be directed to both constructive and distractive directions.

The winners of the competition of student research papers together with the winners of competition of motivation letters were invited for participation in the summer school. During the week of the summer school participants exchanged their visions on various aspects of sustainable development, as well as learned about the community based approach to local development. In course of the Summer School participants combined theory and practice. They developed and analysed business plans, learned to do SWAT analysis and presentations. Besides theoretical lectures and practical classes, students also learned how the CBA methodology works.

The idea of Summer School appeared in 2012 in the context of UN summit on sustainable development RIO+20 in Rio-de-Janeiro. Within frameworks of preparation for the summit in Ukraine, CBA Project proposed partner universities to join all Ukrainian campaign and conduct Summer School on topic of sustainable development. Since that time, summer school proved to be one of the most popular student events which allows to discuss the most vital problems of sustainable development of Ukraine.

Opinions of Students About the Summer School in Slavske village, Lvivska oblast

We have visited village Nyzhne Synevdyne where the proactive community members under the CBA Project support solved a number of issues they were facing. Villagers established Community Organisation and gathered 5% of the total cost of the microproject. They have also found local sponsors for co-financing of their initiatives. Though, **the most valuable was team spirit and experience of community self-mobilisation.**

*Mariya Brovdi, a participant of summer school,
representative of Uzhgorod State University and winner of students' debates-2014*

Now, after we are back to our home cities and villages we can disseminate gained knowledge and experience in our own communities and thus **improve living conditions.**

*Angelina Danko and Valeriya Bilenko,
participants of summer school, representatives of Sumy State University*

b) Monograph publication

In the framework of cooperation with academia, support in publication of scientific monograph on practices of sustainable development in Zaporizka oblast was given to Zaporizhzhya National University. The publication presents theoretico-methodological aspects of sustainable development, specific aspects of local development, problems of social mobilization of societal capital, its territorial aspects. The collection of papers also points out practice of implementation of joint EU\UNDP Project 'Community Based Approach to Local Development'.

c) Collection of student papers

Upon results of competition of scientific student papers, conducted in May – June 2014 on various topics on sustainable development, 14 best student papers were published. The publication contains all necessary codes to be considered as scientific publication and to be recognized for further scientific activity of the students. The publication was disseminated among partner universities in the regions.



Disseminating Experience of SAT4SLD Piloting

During the third quarter of 2014 the piloting of SAT4SLD was expanded across the country with support of SAT4SLD guidelines, operational manual for users and training. Nine new Ukrainian oblasts studied new methodology of “self-assessment tool for sustainable local development”.

First, from June to July 2013 Gluhivsky rayon of Sumy oblast and Antratsyivsky rayon of Luhansk oblast were testing new tool for sustainable local development SAT4SLD, which was worked out by Bratislava UNDP regional office. This tool helped piloting rayons independently assess current status of social, economic and ecological spheres of their territories and come to a consensus regarding further sustainable development and along with this work out a strategy of territorial development. Also this self-assessment and strategy development are built on local initiative with bottom-up planning and are based on surveys and communities’ assessment. Then, considering that this methodology proved to be successful in piloting rayons and communities, CBA decided to disseminate experience of Luhansk and Sumy oblasts among other oblasts of Ukraine.

13-15 August 2014 cluster training was held in Sumy for coordinators of CBA Project and for representatives of oblasts and rayons of 9 eastern and central regions of Ukraine (Chernihivska, Kyivska, Poltavska, Kharkivska, Cherkaska, Kirovohradska, Dnipropetrovska, Zaporizka and Donetsk). Participants of the training studied experience of SAT4SLD piloting (self-assessment tool for sustainable local development) in Luhansk and Sumy oblasts.

Based on the results of the training, these nine oblasts are going to use the tool and to conduct self-assessment of local development at their own communities with further development of strategy for their rayons and communities.



6.5 Communications and Visibility

Taking into consideration finishing of CBA-II and launching of CBA-III, the infographics one-pager was prepared with the goal to demonstrate the main achievements of the second phase of CBA, as well as beneficiaries’ stats, RED component and co-financing.

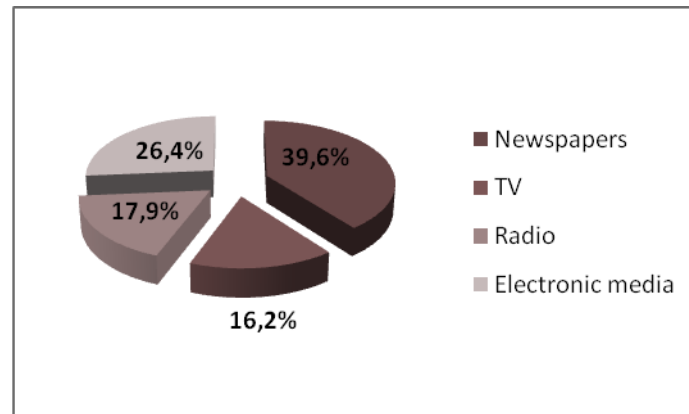
6.5.1 Media outlets:

Table – XXII: Media Events and Media Coverage

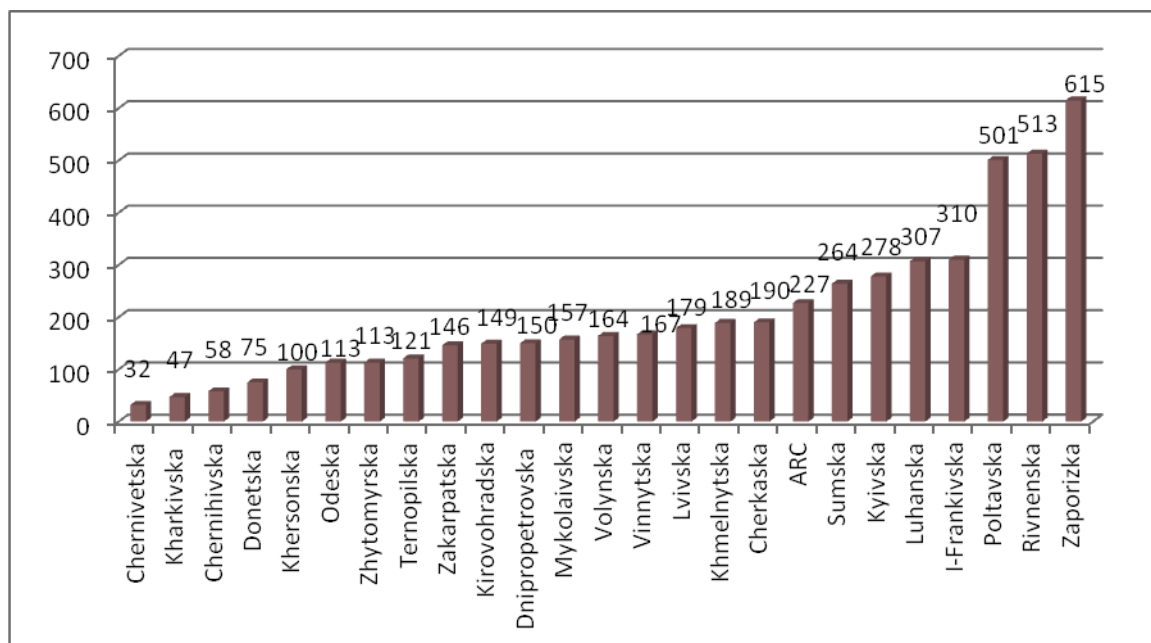
SN	Activity	2011	2012	2013	2014Q1	2014Q2	2014Q3	Total
1	Media events	269	144	132	1	8	39	593
2	Media coverage	1282	1874	1502	121	114	272	5165
3	Partners’ website	587	853	716	63	54	113	2386

* Regionwise details are given in Annex – XVI

The majority of cases appeared in newspapers (40.1%), followed by electronic media (25.9%), radio (17.7%) and TV (16.3%).

Chart - IV: Media Coverage Distribution, as of September 2014

Media coverage varied from region to region due to various factors including the pro-activeness of the media agency; activeness of local authorities and pro-activeness of CBA coordinators. In general 3 regions (Zaporizka, Poltavaska and Rivnenska oblasts) demonstrated relatively high level of media coverage followed by others (Chart-V).

Chart - V: Distribution of Media Coverage by Regions, as of September 2014

6.5.2 Regional Newsletters:

In order to disseminate information about the Project among stakeholders, potential participants and wider public audience, regional implementation units published newsletters periodically. During the reporting period, 11 issues of newsletters were published in 5 regions. They were disseminated both electronically (431) and printed copies (946) according to the distribution lists including regional administrations, regional councils, rayon administrations and councils, village/city councils, local communities, local media, and NGOs. Since inception, 311 issues of regional newsletters were produced, with 28,948 hard copies disseminated among stakeholders, and 9,020 copies disseminated electronically.

Table – XXIII: Distribution of CBA Regional Newsletters

SN	Issues	2011	2012	2013	2014Q1	2014Q2	2014Q3	Total
1	No. of issues published	71	112	101	8	8	11	311
2	No. of copies printed & distributed	10020	10156	5972	214	1640	946	28948
3	No. of copies sent electronically	2620	2441	2033	181	1314	431	9020

* Oblastwise details in Annex – XVI

6.5.3. Donor and partner visit:

On 14-16th July, Mr Nicolas Garrigue, Crisis Governance Specialist, Bureau for Crisis Prevention and Recovery representative of UN mission in Ukraine visited Kirovohrad and Dnipropetrovsk oblasts to discuss the future administrative reform in Ukraine and issue of decentralization. Ms Oksana Remiga, Senior Programme Manager and Ms Olena Ruditch, Community Development Specialist also participated in the visit. The mission aimed to explore the readiness of authority and community members for the reform of local self-governance and for decentralization of power. The mission was interested to study attitude of the regional, rayon and village authorities to the upcoming reform, and their vision of possible solutions.



During the visit the mission participated in roundtables and meetings with oblast authorities. Thus in Kirovograd oblast during the roundtable Mr. Garrigue discussed the issues of decentralization and reform of local self-governance system in Ukraine with oblast authorities. In particular Viktor Serpokyrov, the First Deputy Head of Oblast State Administration mentioned that the upcoming reform of local self-governance and decentralization process aims to bring significant changes in the system of national administration, which will benefit our country and will help

to move up to a new level. In Dnipropetrovsk oblast Mr. Garrigue met with Evhen Udod, Head of Oblast Council and Anatoliy Adamsky first Deputy Head of Oblast Council. In terms of the meeting the expert and representatives of oblast authorities discussed perspectives of possible changes to the Constitution of Ukraine and the reform of local self-government

During the visit the mission also visited Malovyskivsky rayon community resource centre, Ivanivska village council in Kirovohrad oblast and partner communities of villages Tomakivka and Vladymyryvka in Dnipropetrovsk oblast. During the meeting the Head of Ivanivsky village council expressed his readiness to assist and serve as a pilot platform for the future reform implementation. Along with this the visitors also got a chance to find out more about the results of CBA Project activities, in particular to see the energy efficient measures implemented at local ASC "Omelyanenko".



Chapter 7

ADVISORY AND MANAGEMENT

Various activities that took place during third quarter of 2014 in context of advisory and management included general management, reporting and preparation for CBA-III. Details are given hereunder.

7.1 Reporting to Donors and Partners

- a) Regular/ad hoc reporting: During the reporting period, 2 monthly reports (for July & August) and one quarterly report (QPR-II/2014) were prepared and submitted to donors/partners. Since inception, 27 monthly reports, 10 quarterly reports, 3 annual reports and 4 ad hoc reports were prepared and disseminated. These reports are available at CBA website: www.cba.org.ua.
- b) Web-based information dissemination: CBA – II website was improved and updated. A separate Section “Announcements” added to simplify the process of finding the urgent information on the web-site, the Section “News” was improved and re-modeled instead of just one news on the front page it was re-adjusted to whole news line to demonstrate the CBA news in the most efficient way. Also the video gallery and media sections were improved.
- c) CBA-III website was fully adapted and prepared to the CBA-III regional launching. The Sections “Announcements” and “Cooperation with CBA” were added. The sections of video gallery and media were adapted, the news section was improved, Calendar of launch regional events was uploaded.

7.2 e-MIS Development

In July, monitoring and information system (MIS) of CBA Project was launched. MIS is online base electronic database, which is constructed to simplify the process of monitoring and evaluation of CBA Project. It is based on general Project’s methodology. Each step in MIS follows respective step in CBA methodology as it is implemented in PMU and OIU. MIS is constructed using principle of consequences – next step can be entered only after previous one is filled. The system allows project staff to unify accounting, monitoring and evaluation processes. It is also significantly simplifies statistical report production both at national and regional levels.

Till the end of third quarter data on second phase of CBA Project were entered into the MIS.

7.3 Management in Security Situation

During the quarter, in response to security situation in eastern part of Ukraine, the process of relocation of the CDOs from Donetsk and Luhanska oblasts was continued to ensure safety of CBA staff. The support was also provided to UN missions to go around conflict territories as well as in context of further coordinating for development of the UNDP Early Recovery Strategy to recover post conflict regions in eastern Ukraine, including the re-construction of social-infrastructural objects.

Also, on 12th September, 2014, one-day Conflict Analysis training was organized in Kyiv at Esplanadna premises. UNDP Conflict Advisor Ms. Anna Matveeva prepared necessary information and made a presentation. It was important for CBA staff to learn needed procedures and the security requirements in conflict situations in Ukraine due to unstable political situation in Ukraine. In general, the participants were trained by UNDP Conflict Advisor on conflict issues relevant for current situation in the country and, as a result, gained important skills needed in conflict situations.

7.4 Management Monitoring visits



On 2nd July 2014, Mrs. Oksana Remiga, UNDP Senior Program Manager and Jaysingh Sah, CBA/International Project Manager made a visit to Lvivska oblast and observed CBA activities in the oblast. They met with Lvivska oblast authorities, namely Mr. Pjatak, Deputy Head of Lvivska oblast council and Mr. Pyatak Deputy Head of Lvivska oblast administration. During the meeting, Mrs. Remiga briefed them about third phase of CBA project and appreciated the authorities for their

support to CBA Project implementation in the oblast. On their part, the oblast leaderships briefed about ongoing CBA activities in the oblast and expressed strong willingness to participate in third phase of CBA.

Ms. Remiga and Mr. Sah visited community of Nyzhne Syniovydne village of Skolivskyj rayon, where they met activists of the community organization and representatives of rayon authority. Community activists shared results of implementation of micro projects, current situation with implementation of micro project within energy efficiency component (replacement of heating system in village school and installation of pyrolysis boiler). They also shared their future plans on improving living conditions in their village.



7.5 Financial Progress

During third quarter 2014, estimated expenditure constituted 0.97 EUR/1.43USD. In total since inception, a financial progress of 15.9 mln EUR/ 21.3USD occurred, making it 91.4% of total project budget.

Table: XXVI - Project Budget and Expenditure during Reporting Period and Since Inception

SN	Activity	Total Budget		Expenditure Status During as of Jan_01_2014						2014'Delivery (as of 01/10/2014)		Grand Total Expenditure	
				2011		2012		2013					
		(Euro '000)	(USD '000)	(Euro '000)	(USD '000)	(Euro '000)	(USD '000)	(Euro '000)	(USD '000)	(Euro '000)	(USD '000)	(Euro '000)	(USD '000)
1	Human resource	3,591.3	4,886.1	507.0	722.0	1,160.9	1,559.9	1,224.7	1,590.9	678.4	938.2	3,570.9	4,811.0
2	Travel	78.8	107.2	10.2	14.6	9.7	12.9	9.7	12.7	45.4	62.9	75.1	103.0
3	Equipment & supplies	83.0	112.9	60.9	84.7	17.1	22.6	8.8	11.4	5.1	7.0	91.9	125.8
4	Local office	959.7	1,305.6	217.3	309.5	295.8	414.9	358.1	465.2	82.7	114.4	953.9	1,103.4
5	Other costs & services	276.7	376.4	79.9	112.4	31.3	42.5	88.8	115.4	20.2	27.9	220.2	298.2
6	Others	11,016.0	14,987.5	205.4	292.7	4,544.4	6,010.6	3,972.7	5,160.6	1,305.2	1,805.3	10,027.7	13,269.2
a	Seed grant (social/communal)	4,357.8	5,929.0	118.9	169.4	3,972.2	5,280.3	400.8	520.7	62.4	86.4	4,554.3	6,056.8
c	Seed grant (energy efficiency)	5,190.0	7,061.2	0.0	0.0	289.8	375.4	2,919.0	3,791.9	1,015.9	1,405.1	4,224.7	5,572.4
d	Seed grant (small business)	474.8	645.8	0.0	0.0	0.0	0.0	246.8	320.7	88.3	122.1	335.1	442.8
e	Approach internalization	367.5	499.9	0.0	0.0	51.0	38.7	234.9	305.1	71.2	98.5	357.1	442.3
f	Curriculum development	103.2	140.4	6.0	9.0	3.0	5.0	22.9	29.7	24.1	33.3	56.0	77.0
g	Training/visits	177.5	241.5	50.2	71.0	122.0	169.1	43.0	55.9	15.6	21.5	230.8	317.5
h	LDF/RCC/Review meetings	203.8	277.2	23.2	33.1	31.3	41.7	70.1	91.1	9.8	13.6	134.4	179.5
i	Capacity of CRCs	70.0	95.2	7.1	10.2	52.4	68.0	12.3	15.9	4.0	5.5	75.7	99.6
j	Knowledge management	71.5	97.3	0.0	0.0	22.8	32.4	22.7	29.5	13.9	19.3	59.5	81.2
7	Contingency & Administrative	1,120.4	1,524.3	88.6	127.3	409.3	581.6	388.0	504.0	149.3	206.5	1,035.2	1,419.5
	Total	17,125.9	23,300.0	1,169.3	1,663.2	6,468.4	8,645.1	6,050.8	7,860.2	2,286.3	3,162.2	15,974.8	21,330.6

CBA PROJECT: PHASE III



Community Based Approach to Local Development Phase-III

www.cba.org.ua/three

CBA PHASE - III

Various activities were undertaken during the third quarter of 2014 of initiating third phase of CBA project. The Third Phase of CBA Project was launched in ten regions during September, 2014. The selection of rayons was announced, the Partnership Agreements were signed between the oblast authorities and UNDP, the modality of CBA-III was successfully presented. Details are given hereunder and at www.cba.org.ua and www.cba.org.ua/three.

The objective of the Third phase is to promote sustainable socio-economic development at local level by strengthening participatory governance and fostering community-led initiatives across Ukraine. In its third phase, CBA project will strengthen capacities of regional and local authorities to practice participatory governance, as well as intensify community-based approach. CBA activities will focus on rehabilitating basic social and communal infrastructure in the priority areas of energy efficiency, health, environment and water management together with promoting small farm and non-farm businesses in rural areas. It will support the Ukrainian Government in developing policies in the area of decentralization and share innovative approaches and good practices on participatory governance and community-led local sustainable development through knowledge hub and the curriculum of twenty regional universities.

8.1 Establishing Partnership with Regional Authorities



Mrs. Inita Paulovica at CBA-III Launching in Odesa oblast

with these ten regions was established.

The invitees of the official launch of CBA third phase at the regional level included representatives from UNDP Ukraine and CBA project management; Heads and Deputy Heads of oblast state administrations and Heads / Deputy Heads of oblast councils, leadership of rayon state administrations and rayon councils; Heads of village and city councils, representatives of civil societies, private sector and media of oblasts. The regional launching of CBA-III gathered together all the sides of partnership to discuss cooperation for promoting community-led local sustainable development further to improve the living conditions of people in the abovementioned 10 regions. In the framework of the CBA-III regional launching the modality of CBA-III was successfully presented in ten oblasts, the competition for rayons' participation was announced.

Establishing of partnership with regional authorities included two steps: regional launching of CBA-III and signing of memorandum of understanding as described below:

8.1.1. Regional Launching of CBA – III:

Third phase of the EU / UNDP Community-Based Approach to Local Development (CBA) Project was successfully launched in 10 regions of Ukraine in September, 2014. Launching of CBA –III was successfully carried out in Khmel'nitska, Chernivetska, Mykolaivska, Odessa, Khersonska, Cherkaska, Rivnenska, Volynska, Zhytomyrska and Vinnitska oblasts, the partnership

Table XXIV: CBA – III Regional Launching (of September, 2014)

SN	Oblast	Date of Launching	Participants of the Launching Seminars
1	Khmelnitska	17 Sept	94
2	Chernivetska	18 Sept	83
3	Mykolaivska	24 Sept	94
4	Odessa	25 Sept	87
5	Khersonska	26 Sept	80
6	Cherkaska	24 Sept	227
7	Rivnenska	29 Sept	80
8	Volynska	30 Sept	73
9	Zhytomyr	29 Sept	77
10	Vinnitsa	30 Sept	82

During the official meetings with oblasts' authorities and during the regional launching seminars it was agreed to continue cooperation during the third phase of CBA project in strengthening capacities of regional and local authorities to practice participatory governance, as well as intensifying community-based approach in ten regions. It was also agreed to focus on rehabilitating basic social and communal infrastructure in the priority areas of energy efficiency, health, environment and water management together with promoting small farm and non-farm businesses in rural areas, jointly work in sharing experience and innovative approaches and good practices on participatory governance and community-led local sustainable development.

**CBA - III Launching in Mykolaiv**

Speaking on the occasion of CBA-III regional launching in Odeska oblast, Mrs. Inita Paulovica, the UNDP Deputy Resident Representative in Ukraine, noted: *"The CBA Project during the first two phases has empowered local people to choose their own priorities for community development, and to play a leading role in activities to meet those priorities. The third phase of CBA project will continue promoting democratic values and sustainable development agenda that are commonly shared by UNDP and Government of Ukraine. The CBA project is a platform which now unites the whole of Ukraine. Through this platform, communities can be proactive in implementing what they see are the most important activities to improve their lives. We also sincerely appreciate the cooperation between authorities and local communities which was crucial for the success of CBA at all levels"*.

UNDP Senior Programme Manager, Ms. Oksana Remiga, highlighted key features of the third phase of CBA and underlined the importance of the continued implementation of CBA methodology, during the launch event in Odeska oblast: *"The CBA methodology has proved to be an essential tool for bringing positive changes in the local governance and in the living conditions of the people. We highly value the partnership between local communities and the local governments that has contributed to these positive changes. We will rely on such a strong collaboration during CBA III as well. Third phase of CBA Project will support the Ukrainian Government in strengthening local self-government and implementing of the policy on decentralization. CBA-III will dedicate its*

efforts to knowledge management and policy dialogues, because local development is the key for the future of Ukraine”.

Also a new set of visibility was produced in the framework of the CBA-III regional launching and disseminated among partners in all oblasts. Also the press releases for each of the regions were issued.

At the CBA-III regional launching oblast authorities, Heads of oblast state administrations and Heads of oblast councils expressed their appreciation and commitment to support the Third phase of CBA project and to further implement CBA methodology at all levels.

Opinions of Regional Authorities



“The level of living and self-sustainability of local communities are defined not only by its natural resources potential, but also by a human factor”. According to the head of Khmelnytska OSA, to stimulate people and local self-governing bodies to search for effective solutions of community problems, a motivation for joint actions is needed. “This particular what CBA Project teach us”

Leonid Prus, *Former Head of Khmelnytska Oblast State Administration*



«Project contributes to our development and energy self-sufficiency. It also helps our communities to become more active and effective in implementation of their initiatives. In terms of the decentralization agenda, local authorities will be given preference in the organs and system of governance. I am very pleased that communities, not authorities, will re-energised and give second life to local settlements. I hope that the third phase of the project will give a good start for noble deeds in the name of our communities»

Taras Kremin, *Head of Mykolaiv Oblast State Council*



“Today we have already some concrete results and the most valuable is experience which we gain in terms of this cooperation. This is valuable not only for our communities, but also for authorities, as under the Project support innovative approaches are being used”

Yuriy Tkachenko, *Head of Cherkasy Oblast State Administration*




“I am sure, that each rayon of the oblast would like to join the project and to reach their targets, as the self-realization of local communities is one of the key tasks we should reach in terms of the third phase. In its turn, oblast council do its best to make this cooperation fruitful. Cooperation with Project is important for regional authorities and we will show that we can and willing to work jointly with local communities. Next year we will also add costs to budget for cofinancing project initiatives which will help to implement project tasks effectively”

Mykhailo Kyryllov, *Head of Rivne Oblast State Council*



Besides practical results, which gets our oblast, we also do a big step forward to European standards of territorial communities’ cooperation with authorities and local self-government bodies. In terms of previous cooperation with CBA Project eight rayons of our oblast have already participated in its implementation

Serhiy Mashkovsky, *Head of Zhytomyr Oblast State Administration*



I think that implementation of the Third phase of the Project will give us an opportunity to bring into life our plans to help our communities in rayons, towns and villages in Vinnytsia oblast. In particular, to refurbish objects of social infrastructure, premises schools and kindergartens, healthposts, to implement energy efficient initiatives. I would like to underline, that signing of this Agreement is a step forward for Ukraine on its path to EU. We can confidently say that European choice of Ukrainian people is on its way to implementation.

Serhiy Svytko, Head of Vinnytsia Oblast State Council



«Oblast authorities will do everything what they can to stick to the commitments that were undertaken in terms of international projects. Currently they were funded for 100%. In terms of the CBA-I and CBA-II Projects implementation, since 2008 in Vinnytsia oblast 85 microprojects were implemented»

Anatoliy Oliynyk, Head of Vinnytsia Oblast State Administration



“Implementation of the Third phase of the Project opens up new opportunities for us, and we will be able to work under economic component of our region more productively. This time we will make stress on a rural economic development. I am sure that we will cope with all tasks successfully”

Volodymyr Hunchyk, Head of Volyn Oblast State Administration

In each region, call for applications for participation in CBA-III was announced among all rayons. In 2 weeks time rayon authorities could apply to CBA. Application forms were distributed to participants of the Seminar, as well as were uploaded on the CBA-III web-site.

8.1.2. Establishing Partnership with Regional Authorities

The Partnership Agreements were signed between oblast authorities of ten oblasts and UNDP. In general, the Agreements were tripartite regional state administration, regional council and UNDP appropriately.

Table XXV: PAs Signed with Regional State Authorities (of September, 2014)

SN	Oblast	Date Partnership Agreement Signed
1	Khmelnitska	17 Sept
2	Chernivetska	18 Sept
3	Mykolaivska	24 Sept
4	Odessa	25 Sept
5	Khersonska	26 Sept
6	Cherkaska	24 Sept
7	Rivnenska	29 Sept
8	Volynska	30 Sept
9	Zhytomyr	29 Sept
10	Vinnitsa	30 Sept

8.2 Establishing Partnership with Rayon Authorities

- Competition announcement: In each of ten regions, call for applications for rayon participation in CBA-III was announced during 10 regional launching seminars in September, 2014. Application forms were distributed to participants of the regional seminars and placed at CBA –III web site. Interested rayon authorities were required to send application in 2 weeks time.

**Table XXVII: Rayon Quota Allocation by Oblasts
(CBA-III Regional Launchings in September 2014)**

Rayon Quota	Regions
8	Khmelnyska, Chernivetska, Odeska, Khersonska, Rivnenska, Zhytomyrska, Vinnytska
9	Mykolaivska, Cherkaska, Kirovohradska, Volynska,

- Quota distribution: 6-10 rayon quota was allocated for the regions based on a set of criteria (e.g. investment opportunity ranking, rural population, # of rayons in the oblast, performance during CBA-2 etc.).

8.3 Media Monitoring results on CBA-III regional launching

In the framework of analysis of CBA-III regional launching, some regional media in some oblasts showed impact of CBA model in covering the regional launch events during September, 2014. In some publications media underlined not only output in terms of concrete results and objects presented, but also demonstrated changes taking place in life of people, using CBA methodology: (Khmelnitska, Mykolaivska, Odeska, Khersonska, Cherkaska, Rivnenska and Zhytomirska oblasts) (details in Annex – XVII).

ANNEXES

Annex – I

Selection of Local Partners as of September 2014 (Regular)

Oblast	Rayons selection							PA signed by rayons	Rayon seminars	VC/CC selection						PA signed by VC/CC	Community selection			
	Allocated Quota	Application	# of rayon selected	CBA-I rayons	New rayons	Rayons in Reserve	Allocated Quota			Application	# of VC/CC selected	CBA-I VC/CC	New VC/CC	Vcs/CCs in Reserve	Allocated Quota		Community selected	CBA-I communities	New communities	
ARC	8	13	8	5	3	2	8	8	32	82	32	9	23	0	32	32	32	9	23	
Cherkaska	9	20	9	3	6	3	9	9	39	171	39	3	36	0	39	38	39	4	35	
Chernihivska	6	44	6	3	3	3	6	6	25	79	26	3	23	0	26	25	26	3	23	
Chernivetska	6	11	6	6	0	3	6	6	24	53	24	6	18	17	24	24	24	5	19	
Dnipropetrovska	9	44	9	3	6	2	9	9	37	84	39	6	33	24	39	36	41	5	36	
Donetska	10	17	10	4	6	4	10	10	42	109	42	4	38	30	42	42	41	4	37	
I-Frankivska	9	17	9	5	4	3	9	9	36	197	36	6	30	0	36	36	36	6	30	
Kharkivska	6	46	6	2	4	3	6	6	26	67	26	4	22	18	26	24	26	4	22	
Khersonska	8	16	8	4	4	2	8	8	32	73	36	7	29	0	36	32	36	7	29	
Khmelnyska	8	20	8	5	3	3	8	8	32	187	32	8	24	33	32	32	32	6	26	
Kirovohradska	8	21	8	4	4	5	8	8	33	128	36	8	28	27	36	33	36	8	28	
Kyivska	6	15	6	3	3	2	6	6	24	59	25	6	19	12	25	25	25	6	19	
Luhanska	9	18	9	3	6	3	9	9	37	98	37	5	32	62	37	36	37	5	32	
Lvivska	8	38	8	5	3	3	8	8	38	105	41	8	33	0	41	38	41	8	33	
Mykolaivska	9	17	9	4	5	7	9	9	36	125	39	5	34	0	39	36	39	2	37	
Odeska	8	23	8	2	6	3	8	8	32	92	30	4	26	24	30	32	30	2	28	
Poltavska	8	21	8	3	5	4	8	8	33	95	34	8	26	25	34	33	34	7	27	
Rivnenska	8	15	8	4	4	2	8	8	32	145	38	8	30	17	38	32	38	6	32	
Sumska	9	18	9	5	4	3	9	9	38	109	38	10	28	0	38	31	38	9	29	
Ternopil'ska	9	15	9	5	4	3	9	9	37	165	37	5	32	37	37	37	37	5	32	
Vinnyska	6	24	6	4	2	4	6	6	33	72	29	8	21	-1	29	33	29	8	21	
Volynska	9	16	9	5	4	3	9	9	41	152	41	7	34	27	41	41	41	7	34	
Zakarpatska	9	13	9	5	4	3	9	9	36	100	38	8	30	0	38	36	38	8	30	
Zaporizka	9	19	9	5	4	3	9	9	36	167	36	12	24	18	36	36	37	18	19	
Zhytomyrska	6	36	6	3	3	0	6	6	24	84	26	2	24	12	26	24	26	3	23	
Total	200	557	200	100	100	76	200	200	835	2798	857	160	697	382	857	824	859	155	704	

Annex – II (A)
Support Structures Q-3, 2014 (Regular)

Oblast	CO Formation							LDF				RCC		Resource Centre		
	Allocated	CO Formed	Target HH	Participated	Total Members	Male	Female	LDF grafted from CBA-I	New LDF	Total LDF	LDF sittings	RCC Grafted	RCC sittings	Rayon RC grafted	Rayon RC new	Total
ARC	32	0	0	0	0	0	0	0	0	0	0	0	0	0	0	0
Cherkaska	38	0	0	0	0	0	0	0	0	0	0	0	0	0	0	0
Chernihivska	25	0	0	0	0	0	0	0	0	0	5	0	0	0	0	0
Chernivetska	24	0	0	0	0	0	0	0	0	0	0	0	0	0	0	0
Dnipropetrovska	36	0	0	0	0	0	0	0	0	0	0	0	0	0	0	0
Donetska	42	0	0	0	0	0	0	0	0	0	0	0	0	0	0	0
I-Frankivska	36	0	0	0	0	0	0	0	0	0	0	0	0	0	0	0
Kharkivska	24	0	0	0	0	0	0	0	0	0	0	0	0	0	0	0
Khersonska	32	0	0	0	0	0	0	0	0	0	0	0	0	0	0	0
Khmelnyska	32	0	0	0	0	0	0	0	0	0	0	0	0	0	0	0
Kirovohradska	33	0	0	0	0	0	0	0	0	0	0	0	0	0	0	0
Kyivska	25	0	0	0	0	0	0	0	0	0	0	0	0	0	0	0
Luhanska	36	0	0	0	0	0	0	0	0	0	0	0	0	0	0	0
Lvivska	38	0	0	0	0	0	0	0	0	0	0	0	1	0	0	0
Mykolaiivska	39	0	0	0	0	0	0	0	0	0	0	0	0	0	0	0
Odeska	32	0	0	0	0	0	0	0	0	0	0	0	0	0	0	0
Poltavska	33	0	0	0	0	0	0	0	0	0	0	0	0	0	0	0
Rivnenska	32	0	0	0	0	0	0	0	0	0	0	0	0	0	0	0
Sumska	38	0	0	0	0	0	0	0	0	0	5	0	0	0	0	0
Ternopil'ska	37	0	0	0	0	0	0	0	0	0	0	0	0	0	0	0
Vinnitska	33	0	0	0	0	0	0	0	0	0	1	0	0	0	0	0
Volynska	41	0	0	0	0	0	0	0	0	0	0	0	0	0	0	0
Zakarpatska	36	0	0	0	0	0	0	0	0	0	6	0	0	0	0	0
Zaporizka	37	0	0	0	0	0	0	0	0	0	1	0	0	0	0	0
Zhytomyrska	24	0	0	0	0	0	0	0	0	0	0	0	0	0	0	0
Total	835	0	0	0	0	0	0	0	0	0	18	0	1	0	0	0

Annex – II (B)
Support Structures as of September 2014 (Regular)

Oblast	CO Formation							LDF				RCC		Resource Centre		
	Allocated	CO Formed	Target HH	Participated	Total Members	Male	Female	LDF grafted from CBA-I	New LDF	Total LDF	LDF sittings	RCC Grafted	RCC sittings	Rayon RC grafted	Rayon RC new	Total
ARC	32	32	13666	13666	13666	6149	7517	5	3	8	17	1	3	5	3	8
Cherkaska	38	39	11081	10753	12413	8264	4149	3	6	9	62	1	5	3	6	9
Chernihivska	25	26	13750	12286	27033	8324	18709	3	3	6	51	1	5	3	3	6
Chernivetska	24	24	19505	19324	19324	7931	11393	6	0	6	20	1	1	6	0	6
Dnipropetrovska	36	41	7788	4516	14763	5426	9337	3	6	9	44	1	4	3	6	9
Donetska	42	41	36173	31526	31921	7193	24728	4	6	10	32	1	2	4	6	10
I-Frankivska	36	36	7320	5927	5936	5587	349	5	4	9	50	1	5	5	4	9
Kharkivska	24	26	10537	8693	9788	5506	4282	2	4	6	45	1	3	2	4	6
Khersonska	32	36	7955	6676	18604	7243	11361	4	4	8	61	1	2	4	4	8
Khmelnyska	32	32	12771	10659	11382	6628	4754	5	3	8	60	1	5	5	3	8
Kirovohradska	33	34	8898	5366	13776	6718	7058	4	4	8	67	1	3	4	4	8
Kyivska	25	25	12098	10304	10350	6441	3909	3	3	6	49	1	3	3	3	6
Luhanska	36	36	20819	15175	19672	5708	13964	3	6	9	60	1	6	3	6	9
Lvivska	38	41	18468	12278	12662	5976	6686	5	3	8	35	1	5	5	3	8
Mykolaivska	39	38	12522	10189	10602	6887	3715	4	5	9	60	1	4	4	5	9
Odeska	32	30	16823	16552	21289	5522	15767	2	6	8	47	1	10	2	6	8
Poltavska	33	34	13123	10865	28248	7907	20341	3	5	8	83	1	7	3	5	8
Rivnenska	32	38	25300	21647	21647	6994	14653	4	4	8	101	1	3	4	4	8
Sumska	38	38	11628	11118	11118	6002	5116	5	4	9	106	1	7	5	4	9
Ternopil'ska	37	37	10243	10052	32934	6821	26113	5	4	9	46	1	2	5	4	9
Vinnyska	33	29	18864	16535	34584	7338	27246	4	2	6	34	1	1	4	2	6
Volynska	41	41	9892	9892	21386	5645	15741	5	4	9	23	1	6	5	4	9
Zakarpatska	36	38	37379	30713	30794	8226	22568	5	4	9	91	1	4	5	4	9
Zaporizka	37	37	2381	2199	9560	5639	3921	5	4	9	49	1	2	5	4	9
Zhytomyrska	24	28	10689	10689	17418	5990	11428	3	3	6	23	1	2	3	3	6
Total	835	857	369673	317600	460870	166065	294805	100	100	200	1316	25	100	100	100	200

Annex – III
Legal Forms of Community Organizations (Regular)

Region	3 rd quarter 2014					Total Since Inception					Total
	ACMB	Public organization	BSP	Cooperatives	Other	ACMB	Public organization	BSP	Cooperatives	Other	
ARC	0	0	0	0	0	0	26	6	0	0	32
Cherkaska	0	0	0	0	0	0	39	0	0	0	39
Chernihivska	0	0	0	0	0	0	26	0	0	0	26
Chernivetska	0	0	0	0	0	0	24	0	0	0	24
Dnipropetrovska	0	0	0	0	0	0	33	0	0	8	41
Donetska	0	0	0	0	0	0	41	0	0	0	41
I-Frankivska	0	0	0	0	0	0	36	0	0	0	36
Kharkivska	0	0	0	0	0	0	26	0	0	0	26
Khersonska	0	0	0	0	0	0	32	4	0	0	36
Khmelnyska	0	0	0	0	0	0	32	0	0	0	32
Kirovohradska	0	0	0	0	0	0	34	0	0	0	34
Kyivska	0	0	0	0	0	0	25	0	0	0	25
Luhanska	0	0	0	0	0	0	36	0	0	0	36
Lvivska	0	0	0	0	0	0	33	2	0	6	41
Mykolaivska	0	0	0	0	0	0	37	0	1	0	38
Odeska	0	0	0	0	0	0	10	20	0	0	30
Poltavska	0	0	0	0	0	0	34	0	0	0	34
Rivnenska	0	0	0	0	0	0	38	0	0	0	38
Sumska	0	0	0	0	0	0	38	0	0	0	38
Ternopil'ska	0	0	0	0	0	0	35	2	0	0	37
Vinnyska	0	0	0	0	0	0	29	0	0	0	29
Volynska	0	0	0	0	0	0	38	3	0	0	41
Zakarpatska	0	0	0	0	0	0	38	0	0	0	38
Zaporizka	0	0	0	0	0	0	35	0	2	0	37
Zhytomyrska	0	0	0	0	0	0	28	0	0	0	28
Total	0	0	0	0	0	0	803	37	3	14	857

Annex – IV (A)
Capacity Building, Q3, 2014 (Regular)

Regions	Trainings										Participants without repetition				
	No. of Trainings	CO Management	Planning	MP - Preparation	Financial Mgmt.	MP Implementation	PAS	Public Audit	MP-handover & Sustainability	Other	Male	Female	Total	CO-members	Authorities
ARC															
Cherkaska															
Chernihivska	4							2	2		15	23	38	35	3
Chernivetska															
Dnipropetrovska															
Donetska															
I-Frankivska															
Kharkivska															
Khersonska															
Khmelnyska															
Kirovohradska															
Kyivska															
Luhanska															
Lvivska															
Mykolaivska															
Odeska															
Poltavska															
Rivnenska															
Sumska															
Ternopilska															
Vinnytska															
Volynska															
Zakarpatska															
Zaporizka															
Zhytomyrska															
Total	4							2	2		6	29	38	35	3

Annex – IV (B)
Capacity Building as of September 2014 (Regular)

Regions	Trainings										Participants without repetition				
	No. of Trainings	CO Management	Planning	MP - Preparation	Financial Mgmt.	MP Implementation	PAS	Public Audit	MP-handover & Sustainability	Other	Male	Female	Total	CO-members	Authorities
ARC	82	8	8	8	10	15	8	8	8	9	324	479	803	660	143
Cherkaska	81	9	9	9	9	9	9	9	9	9	80	134	214	140	74
Chernihivska	74	6	6	6	6	2	17	16	10	9	121	163	284	258	26
Chernivetska	42	6	6	6	6	6	6	6	0	0	104	148	252	236	16
Dnipropetrovska	75	9	9	11	9	9	9	9	9	1	88	269	357	271	86
Donetska	81	11	11	11	1	11	11	11	11	3	253	504	757	489	268
I-Frankivska	84	9	9	9	1	10	27	9	9	1	157	250	407	333	74
Kharkivska	46	6	6	6	3	6	6	6	6	1	68	77	145	126	19
Khersonska	56	8	8	8	8	8	10	6	0	0	118	159	277	162	115
Khmelnyska	65	8	8	8	8	8	8	8	8	1	121	196	317	237	80
Kirovohradska	77	8	8	15	0	8	12	8	16	2	159	236	395	340	55
Kyivska	58	6	6	6	6	6	6	6	6	10	220	254	474	348	126
Luhanska	72	14	14	8	17	8	4	0	0	7	69	188	257	190	67
Lvivska	63	10	10	10	1	16	8	7	0	1	302	403	705	573	132
Mykolaivska	69	9	9	9	6	9	9	9	9	0	275	286	561	448	113
Odeska	58	8	8	8	2	8	8	8	8	0	98	208	306	239	67
Poltavska	72	8	8	8	13	8	9	8	8	2	283	289	572	428	144
Rivnenska	58	8	8	8	1	8	8	8	8	1	226	229	455	329	126
Sumska	63	9	9	9	9	9	9	9	0	0	217	277	494	277	217
Ternopil'ska	51	8	8	8	0	5	6	8	8	0	130	216	346	242	104
Vinnyska	51	7	7	7	0	9	9	6	6	0	167	174	341	240	101
Volynska	70	11	10	9	3	1	9	9	9	9	87	119	206	170	36
Zakarpatska	66	11	11	11	4	11	9	9	0	0	295	366	661	520	141
Zaporizka	171	29	29	29	4	11	32	33	3	1	350	566	916	721	195
Zhytomyrska	30	6	6	3	2	11	1	0	0	1	68	147	215	157	58
Total	1715	232	231	230	129	212	250	212	147	68	4365	6314	10717	8134	2583

Annex – V
Sectoral Distribution of Community Development Priorities (Regular)

Regions	Target CDP	3rd Quarter 2014								Total Since Inception							
		No of COs with CDP	Sectoral Distribution of Community Priorities					Approved by VCs/CCs	Approved at LDF	No of COs with CDP	Sectoral Distribution of Community Priorities					Approved by VCs/CCs9	Approved at LDF10
			Health post	Water Supply	Energy Saving	Environment	Total				Health post	Water Supply	Energy Saving	Environment	Total		
ARC	32	0	0	0	0	0	0	0	0	32	3	3	26	0	32	32	32
Cherkaska	38	0	0	0	0	0	0	0	0	39	12	1	26	0	39	39	39
Chernihivska	25	0	0	0	0	0	0	0	0	25	4	3	18	0	25	25	25
Chernivetska	24	0	0	0	0	0	0	0	0	24	3	3	18	0	24	24	24
Dnipropetrovska	39	0	0	0	0	0	0	0	0	39	2	0	37	0	39	39	39
Donetska	42	0	0	0	0	0	0	0	0	41	6	1	33	1	41	41	41
I-Frankivska	36	0	0	0	0	0	0	0	0	36	10	7	17	2	36	36	36
Kharkivska	26	0	0	0	0	0	0	0	0	26	4	1	20	1	26	26	26
Khersonska	32	0	0	0	0	0	0	0	0	32	2	9	21	0	32	32	32
Khmelnyska	32	0	0	0	0	0	0	0	0	32	3	2	27	0	32	32	32
Kirovohradska	33	0	0	0	0	0	0	0	0	33	2	1	30	0	33	33	33
Kyivska	24	0	0	0	0	0	0	0	0	24	6	0	18	0	24	24	24
Luhanska	36	0	0	0	0	0	0	0	0	37	8	1	27	1	37	37	37
Lvivska	38	0	0	0	0	0	0	0	0	38	2	2	34	0	38	38	38
Mykolaivska	36	0	0	0	0	0	0	0	0	36	2	9	25	0	36	36	36
Odeska	32	0	0	0	0	0	0	0	0	30	4	5	21	0	30	30	30
Poltavska	33	0	0	0	0	0	0	0	0	33	1	8	24	0	33	33	33
Rivnenska	32	0	0	0	0	0	0	0	0	32	4	2	26	0	32	32	32
Sumska	38	0	0	0	0	0	0	0	0	38	3	13	22	0	38	38	38
Ternopilska	37	0	0	0	0	0	0	0	0	37	2	1	33	1	37	37	37
Vinnyska	33	0	0	0	0	0	0	0	0	29	4	3	22	0	29	29	29
Volynska	41	0	0	0	0	0	0	0	0	41	12	-2	31	0	41	41	41
Zakarpatska	37	0	0	0	0	0	0	0	0	37	4	2	31	0	37	37	37
Zaporizka	36	0	0	0	0	0	0	0	0	37	0	12	25	0	37	37	37
Zhytomyrska	24	0	0	0	0	0	0	0	0	24	6	2	16	0	24	24	24
Total	836	0	0	0	0	0	0	0	0	832	109	89	628	6	832	832	832

Annex – VI

Micro- projects Approval as of September 2014 (Regular)

Regions	Approved MPPs	Cost-sharing							Typology of MPP				Beneficiaries (people)		
		COs	VC/CC	Rayon Authority	Regional Authority	Private sector	CBA	Total	Health	Energy saving	Water Supply	Environment	Total	Male	Female
ARC	30	371969	1166425	1107651	281227	30764	2261543	5219579	3	23	4		41059	19156	21903
Cherkaska	28	278722	1210202	413185	187105	216708	2074171	4380093	10	17	1		32243	15006	17237
Chernihivska	22	396821	102400	1923869	0	0	1708174	4131264	2	17	3		19023	8993	10030
Chernivetska	19	234209	5545	1438364			1497854	3175972	1	15	3		45174	21010	24164
Dnipropetrovska	27	243651	645911	836228	944796	74649	1942351	4687586	2	25			32879	15036	17843
Donetska	39	330686	1354345	1739652	0	50000	2970424	6445107	6	30	2	1	75776	34902	40874
I-Frankivska	30	346815	165684	2383944			2356202	5252645	5	21	4		44898	19004	25894
Kharkivska	22	232827	368668	1140812	0	34157	1490008	3266472	4	15	1	2	20534	10204	10330
Khersonska	28	250833	1313679	742178	0	0	2161039	4467729	2	17	9		22670	10207	12463
Khmelnyska	28	527845	453291	2671608		284119	2159925	6096788	3	23	2		20211	9088	11123
Kirovohradska	33	355910	765858	1619400	0	262179	2542997	5546344	2	30	1		45922	20308	25614
Kyivska	24	202563	327967	1379934		206875	1865907	3983246	6	18			20669	9339	11330
Luhanska	33	447236	289459	3992193		134187	2486236	7349311	8	23	1	1	40549	18900	21649
Lvivska	35	337958	734576	2334312	0	43000	2346937	5796783	2	31	2		36955	16703	20252
Mykolaiivska	35	591077	814770	1988767	0	41688	2722536	6158838	1	24	10		38760	17448	21312
Odeska	26	333490	580816	1370273	0	0	2042723	4327302	4	17	5		38171	16934	21237
Poltavska	26	292871	197623	1317625	1178163	26170	2024271	5036723	1	17	8		19620	9024	10596
Rivnenska	28	325246	254871	2341313	0	0	2186075	5107505	2	24	2		32695	15432	17263
Sumska	36	1505112	1733246	1113484	305778	0	2476096	7133716	2	20	14		19041	8607	10434
Ternopil'ska	32	608140	58212	2351420	0	103841	2468629	5590242	1	29	1	1	24909	11964	12945
Vinnitska	18	217849	836420	1302932	0	136761	1141800	3635762	2	13	3		11416	4971	6445
Volyn'ska	37	350556	325350	1885408	726808		2574740	5862862	8	29			20670	9206	11464
Zakarpatska	32	388500	1174334	2161252	0	68617	2407580	6200283	2	27	3		54754	25537	29217
Zaporizka	23	291646	528239	1296666	0	326738	1787025	4230314	2	12	9		34876	16082	18794
Zhytomyrska	21	206408	522320	1545946	0	0	1675755	3950429	5	14	2		20282	9099	11183
Total	712	9668940	15930211	42398416	3623877	2040453	53370998	127032895	86	531	90	5	813756	372160	441596

Annex – VII

Micro-Project Completion and Sustainability (Regular)

Region	3 rd Quarter 2014				Total Since Inception			
	O & M fund created	Works done	Public audit held	Handover	O & M fund created	Works done	Public audit held	Handover
ARC	1	0	0	0	30	30	30	30
Cherkaska	0	0	0	0	28	28	28	28
Chernihivska	0	2	2	2	22	22	22	22
Chernivetska	0	0	0	0	19	19	19	19
Dnipropetrovska	0	0	0	0	27	27	27	27
Donetska	0	0	0	0	39	39	39	39
I-Frankivska	0	0	0	0	30	30	30	30
Kharkivska	1	1	1	1	22	22	22	22
Khersonska	1	1	1	1	28	28	28	28
Khmelnyska	0	1	1	1	28	28	28	28
Kirovohradska	0	0	0	0	33	33	33	33
Kyivska	3	1	1	1	24	24	24	24
Luhanska	1	1	1	1	33	33	33	33
Lvivska	5	1	1	1	35	35	35	35
Mykolaiivska	0	0	0	0	35	35	35	35
Odeska	0	0	0	0	26	26	26	26
Poltavska	0	0	0	0	26	26	26	26
Rivnenska	0	1	1	1	28	28	28	28
Sumska	1	3	3	3	36	36	36	36
Ternopil'ska	0	0	0	0	32	32	32	32
Vinnytska	5	1	1	1	18	18	18	18
Volynska	0	0	0	0	37	37	37	37
Zakarpatska	0	0	0	0	32	32	32	32
Zaporizka	0	0	0	0	23	23	23	23
Zhytomyrska	1	1	1	1	21	21	21	21
Total	19	14	14	14	712	712	712	712

Annex – VIII (A)
Establishing Partnership as of September 2014 (Replication)

Region	Allocated quota	Rayons selection			PA signed by rayons	Rayon seminars	VC/CC selection			VC/CC level seminar	PA signed by VC/CC	Community selection			CO Formation					LDF				RCRC														
		rayons selected	CBA-I rayons	New rayons			# of VC/CC selected	CBA-I VC/CC	New VC/CC			Community selected	CBA-I community	New community	COs formed/granted	COs enrolled at VC/CC	CO legally registered	Target HH	Participated HHS	Total Members	LDF grafted from CBA-I	New LDF formed	Total LDF	LDF sittings	RCRC grafted	New RCRC	Total											
ARC	0																																					
Cherkaska	4																																					
Chernihivska	0																																					
Chernivetska	2																																					
DT	4																																					
Donetska	2																																					
I-Frankivska	4																																					
Kharkivska	0																																					
Khersonska	2																																					
Khmelnyska	2																																					
KR	4																																			1		
Kyivska	2																																					
Luhanska	4																																					
Lvivska	4																																					
Mykolaivska	3																																					
Odeska	3																																					
Poltavska	3																																					
Rivnenska	3																																					
Sumska	3																																				2	
Ternopilka	4																																					
Vinnyska	0																																					
Volynska	4																																					
Zakarpatska	2																																					
Zaporizka	3																																					
Zhytomyrska	0																																					
Total	62																																				7	

Annex – VIII (B)
Establishing Partnership as of September 2014 (Replication)

Region	Allocated quota	Rayons selection			PA signed by rayons	Rayon seminars	VC/CC selection			VC/CC level seminar	PA signed by VC/CC	Community selection			CO Formation						LDF				RCRC																				
		rayons selected	CBA-I rayons	New rayons			# of VC/CC selected	CBA-I VC/CC	New VC/CC			Community selected	CBA-I community	New community	COs formed/granted	COs enrolled at VC/CC	CO legally registered	Target HH	Participated HHs	Total Members	LDF grafted from CBA-I	New LDF formed	Total LDF	LDF sittings	RCRC grafted	New RCRC	Total																		
ARC	0	0	0	0	0	0	0	0	0	0	0	0	0	0	0	0	0	0	0	0	0	0	0	0	0	0	0	0	0	0	0	0	0	0	0	0	0	0	0	0	0				
Cherkaska	4	4	2	2	4	4	16	5	11	16	16	16	5	11	16	16	16	4500	4050	4050	2	2	4	27	2	2	4	2	2	4	2	2	4	2	2	4	2	2	4						
Chernihivska	0	0	0	0	0	0	0	0	0	0	0	0	0	0	0	0	0	0	0	0	0	0	0	0	0	0	0	0	0	0	0	0	0	0	0	0	0	0	0	0	0				
Chernivetska	2	2	2	0	2	2	8	0	8	8	8	8	0	8	8	8	8	3367	3367	3367	2	0	2	7	2	0	2	2	0	2	7	2	0	2	2	0	2	2	0	2					
DT	4	4	1	3	4	4	18	1	17	18	18	18	1	17	18	18	18	5839	4762	9489	1	3	4	18	1	3	4	1	3	4	1	3	4	1	3	4	1	3	4	1	3	4			
Donetska	2	1	1	0	1	2	7	0	7	8	7	7	0	7	7	7	7	2786	2431	2431	1	0	1	5	1	0	1	5	1	0	1	5	1	0	1	5	1	0	1	5	1	0	1		
I-Frankivska	4	4	3	1	4	4	16	2	14	16	16	16	2	14	16	16	16	8506	6806	6806	3	1	4	15	3	1	4	3	1	4	3	1	4	3	1	4	3	1	4	3	1	4			
Kharkivska	0	0	0	0	0	0	0	0	0	0	0	0	0	0	0	0	0	0	0	0	0	0	0	0	0	0	0	0	0	0	0	0	0	0	0	0	0	0	0	0	0	0	0		
Khersonska	2	2	1	1	2	2	9	4	5	9	9	9	4	5	9	9	9	5713	4014	7912	1	1	2	10	1	1	2	1	1	2	1	1	2	1	1	2	1	1	2	1	1	2			
Khmelnyska	2	2	0	2	2	2	8	0	8	8	8	8	0	8	8	8	8	2231	1785	1785	0	2	2	6	0	2	2	6	0	2	2	6	0	2	2	6	0	2	2	6	0	2	2		
KR	4	4	1	3	4	4	16	2	14	17	16	16	2	14	16	16	16	7954	7365	11123	1	3	4	44	1	3	4	1	3	4	1	3	4	1	3	4	1	3	4	1	3	4			
Kyivska	2	2	2	0	4	4	8	2	6	8	8	8	2	6	8	8	8	2290	2290	2290	2	2	4	24	2	2	4	2	2	4	2	2	4	2	2	4	2	2	4	2	2	4			
Luhanska	4	4	2	2	4	4	15	3	12	18	15	15	3	12	16	16	16	7750	6239	8160	2	0	2	24	2	0	2	2	0	2	24	2	0	2	2	0	2	24	2	0	2	24	2	0	2
Lvivska	4	4	0	4	4	4	16	0	16	16	16	16	0	16	16	16	16	6186	5808	5808	0	4	4	20	0	4	4	0	4	4	0	4	4	0	4	4	0	4	4	0	4	4			
Mykolaiivska	3	3	0	3	3	4	12	0	12	12	12	12	0	12	12	12	12	4593	3792	4181	0	3	3	16	0	3	3	0	3	3	0	3	3	0	3	3	0	3	3	0	3	3			
Odeska	3	3	2	1	3	4	12	6	6	12	12	12	4	8	12	12	12	5193	5097	6825	2	1	3	12	2	1	3	2	1	3	2	1	3	2	1	3	2	1	3	2	1	3			
Poltavska	3	3	1	2	3	3	12	3	9	12	12	12	3	9	12	12	12	4341	3712	9897	1	2	3	11	1	2	3	1	2	3	1	2	3	1	2	3	1	2	3	1	2	3			
Rivnenska	3	3	2	1	3	3	8	4	4	8	8	8	4	4	8	8	8	1894	1210	1210	2	1	3	6	2	1	3	2	1	3	2	1	3	2	1	3	2	1	3	2	1	3			
Sumska	3	3	3	0	3	3	8	6	2	9	8	8	6	2	8	8	8	2144	1943	1943	3	0	3	41	3	0	3	3	0	3	3	0	3	3	0	3	3	0	3	3	0	3	3		
Ternopil'ska	4	4	2	2	5	3	16	2	14	17	16	16	2	14	16	16	16	4368	4112	5092	2	2	4	16	2	2	4	2	2	4	2	2	4	2	2	4	2	2	4	2	2	4			
Vinnyska	0	2	0	2	2	2	8	0	8	8	8	9	0	9	9	9	9	6551	5915	13830	0	2	2	7	0	2	2	0	2	2	0	2	2	0	2	2	0	2	2	0	2	2			
Volynska	4	4	2	2	4	4	16	4	12	16	16	16	4	12	16	16	16	1300	1257	1369	2	2	4	4	2	2	4	2	2	4	2	2	4	2	2	4	2	2	4	2	2	4			
Zakarpatska	2	3	2	1	3	3	8	4	4	8	8	8	4	4	8	8	8	4220	3380	11204	2	1	3	13	2	1	3	2	1	3	2	1	3	2	1	3	2	1	3	2	1	3			
Zaporizka	3	3	0	3	3	4	12	0	12	12	12	12	0	12	12	12	12	1350	970	1840	0	3	3	18	0	3	3	0	3	3	0	3	3	0	3	3	0	3	3	0	3	3			
Zhytomyrska	0	0	0	0	0	0	0	0	0	0	0	0	0	0	0	0	0	0	0	0	0	0	0	0	0	0	0	0	0	0	0	0	0	0	0	0	0	0	0	0	0	0	0	0	
Total	62	64	29	35	67*	69	249	48	201	264	249	250	46	204	251	251	251	93076	80305	120612	29	35	64	343	29	35	64	29	35	64	29	35	64	29	35	64	29	35	64	29	35	64			

Annex – IX
Capacity Building as of September 2014 (Replication)

Oblast	CDPs			Training															
	COs with CDPs	CDPs approved at VC	CDPs approved at LDF	No. of Trainings	Type of Training									Participants (without repetition)					
					CO Mgmt.	Financial Mgmt.	Planning	MP - Preparation	MP Implementation	PAS	Public Audit	MP-handover & Sustainability	Other	Male	Female	Total	CO-members ⁵	Authorities ⁶	
ARC	0	0	0	0	0	0	0	0	0	0	0	0	0	0	0	0	0	0	0
Cherkaska	16	16	16	33	4	4	4	4	4	4	4	4	1	36	55	91	67	24	
Chernihivska	0	0	0	0	0	0	0	0	0	0	0	0	0	0	0	0	0	0	
Chernivetska	8	8	8	14	2	2	2	2	2	2	2	0	0	5	4	9	6	3	
Dnipropetrovska	18	18	18	48	6	6	6	5	5	8	6	6	0	25	101	126	85	41	
Donetska	7	7	7	12	2	2	2	1	2	1	1	1	0	27	82	109	87	22	
I-Frankivska	16	16	16	17	4	4	4	1	4	0	0	0	0	14	26	40	38	2	
Kharkivska	0	0	0	0	0	0	0	0	0	0	0	0	0	0	0	0	0	0	
Khersonska	9	9	9	14	2	2	2	2	2	2	2	0	0	34	50	84	48	36	
Khmelnyska	8	8	8	16	2	2	2	2	2	2	2	2	0	25	38	63	38	25	
Kirovohradska	16	16	16	36	4	4	8	0	4	4	3	5	4	169	212	381	350	31	
Kyivska	16	16	16	16	2	2	2	2	2	2	2	0	2	34	111	145	115	30	
Luhanska	8	8	8	71	9	9	9	22	14	8	0	0	0	30	114	144	115	29	
Lvivska	16	16	16	23	5	5	5	8	0	0	0	0	0	48	72	120	76	44	
Mykolaivska	12	12	12	13	3	3	3	1	3	0	0	0	0	48	62	110	95	15	
Odeska	12	12	12	20	3	3	3	1	3	3	2	2	0	17	53	70	58	12	
Poltavska	12	12	12	27	3	3	6	3	3	3	3	3	0	93	88	181	132	49	
Rivnenska	8	8	8	21	6	6	3	3	3	0	0	0	0	49	75	124	112	12	
Sumska	8	8	8	6	1	1	1	1	1	1	0	0	0	18	25	43	36	7	
Ternopil'ska	16	16	16	20	2	2	6	0	6	2	1	1	0	44	70	114	80	34	
Vinnytska	9	9	9	14	4	4	2	0	2	2	0	0	0	28	77	105	77	28	
Volynska	16	16	16	14	4	4	4	0	2	0	0	0	0	28	38	66	48	18	
Zakarpatska	8	8	8	22	3	3	3	3	3	3	2	2	0	78	98	176	157	19	
Zaporizka	12	12	12	37	4	4	4	5	4	4	4	4	4	165	277	442	304	138	
Zhytomyrska	0	0	0	0	0	0	0	0	0	0	0	0	0	0	0	0	0	0	
Total	251	251	251	494	75	75	81	66	71	51	34	30	11	1015	1728	2743	2124	619	

Annex – X

Micro-Projects Approved as of September 2014 (Replication)

Regions	MPPs approved	Cost-sharing							Typology of MPPR				Beneficiaries (people)			Beneficiaries (institutions)		
		COS	VC/CC	Rayon Authority	Regional Authority	Private Sector	CBA	Total	Health	Energy Saving	Water	Environment	Total	Male	female	schools	health3	community
ARC	0																	
Cherkaska	9	56636	388437	159110	66207	67650	178442	916482	3	6			11774	5361	6413	6	3	
Chernihivska	0																	
Chernivetska	7	36975	50151	311671	0	0	99296	498093		7			25560	12843	12717			7
Dnipropetrovska	16	129758	487700	236321	914780	0	317685	2086244	1	14	1		21552	9816	11736	14	1	1
Donetska	7	28658	372219	75448	0	0	96845	573170	1	6	0	0	6232	2821	3411	5	1	1
I-Frankivska	16	138129	0	1260424	60000	0	310322	1768875	2	13	1		17775	8325	9450	11	2	3
Kharkivska	0							0										
Khersonska	9	65583	183154	337000	25000	2000	150080	762817		6	3		14220	6693	7527	6		3
Khmelnyska	8	111586	568313	221050	0	5000	138891	1044840	1	5	2	0	4623	2027	2596	4	1	3
Kirovohradska	16	85599	558514	374062	0	142826	317333	1478334	3	13	0	0	15486	7071	8415	13	2	1
Kyivska	7	39218	0	550867	0	0	143759	733844	0	6	1	0	7257	2436	4821	6	1	0
Luhanska	15	151377	282208	1571169	0	0	304558	2309312	4	7	1	3	13295	6371	6924	6	4	5
Lvivska	16	138422	249399	572129	544000	22113	328702	1854765	1	14		1	20826	9470	11356	15		1
Mykolaiivska	8	58832	100960	513776	0	0	168869	842437	2	2	4	0	8067	3768	4299	1	3	4
Odeska	12	64212	396	821621	0	0	220299	1106528	1	10	1		16115	7626	8489	10	1	1
Poltavska	8	65601	352593	467513	181222	0	165300	1232229	1	5	2	0	7365	3397	3968	5	1	2
Rivnenska	8	42064	171789	424505	0	0	159139	797497	2	6	0	0	5333	2276	3057	4	2	2
Sumska	8	161366	536983	342546	77445	0	165048	1283388	2	5	1	0	4942	2299	2643	3	2	3
Ternopil'ska	16	227713	11830	770214	0	109384	394592	1513733	2	14	0	0	15701	7536	8165	12	2	2
Vinnyska	8	46355	285064	423489	0	10675	157872	923455		8			3986	1794	2192	4		4
Volyn'ska	16	87667	302205	433758	273000	0	329347	1425977	2	14	0	0	7494	3593	3901	9	2	5
Zakarpatska	8	44659	434566	104074	0	0	153447	736746	3	5	0	0	6611	3189	3422	4	2	2
Zaporizka	12	83777	419789	486265	0	30101	221095	1241027	1	7	4	0	11153	4714	6439	3	5	4
Zhytomyrska																		
Total	230	1864187	5756270	10457012	2141654	389749	4520921	25129793	32	173	21	4	245367	113426	131941	141	35	54

Annex –XI
Post-completion Activities (Replication)

Region	3 rd quarter 2014				Approved MPP	Total Since Inception			
	O & M fund created	Works done	Public audit held	Handover		O & M fund created	Works done	Public audit held	Handover
ARC	0	0	0	0	0	0	0	0	0
Cherkaska	0	1	0	0	9	8	8	8	7
Chernihivska	0	0	0	0	0	0	0	0	0
Chernivetska	3	3	0	0	7	7	7	4	4
Dnipropetrovska	0	0	0	0	16	15	15	15	15
Donetska	0	0	0	0	7	7	7	7	7
I-Frankivska	0	0	0	0	16	16	14	14	14
Kharkivska	0	0	0	0	0	0	0	0	0
Khersonska	0	0	0	0	9	9	9	9	9
Khmelnyska	0	2	2	2	8	8	5	5	5
Kirovohradska	0	0	0	8	16	16	14	14	10
Kyivska	0	0	0	0	7	7	7	7	7
Luhanska	1	1	0	0	15	13	13	12	12
Lvivska	0	3	3	3	16	16	11	11	11
Mykolaivska	0	3	0	3	8	8	8	8	8
Odeska	0	0	0	0	12	12	10	10	10
Poltavska	0	0	0	0	8	8	7	7	5
Rivnenska	0	0	0	0	8	8	8	8	8
Sumska	0	3	3	2	8	8	8	8	7
Ternopiiska	8	0	0	2	16	15	15	15	9
Vinnyska	7	0	0	0	8	8	2	2	2
Volynska	0	0	0	0	16	16	11	11	11
Zakarpatska	0	0	0	0	8	6	6	6	6
Zaporizka	0	4	2	0	12	12	12	10	8
Zhytomyrska	0	0	0	0		0	0	0	0
Total	19	20	10	20	230	223	197	191	175

Annex – XII (A)

Support Structure and Capacity Building in Q3 of 2014 (Energy Efficiency Component)

Oblast	VC/CC selection			VC/CC level seminar	PA signed by VC/CC	Community selection			CO Formation					Trainings					CDPs				
	# of VC/CC selected	CBA-I or II VC/CC	New VC/CC			CBA-I - II communities	New communities	Total	COs formed/granted at COs enrolled at VC/CC	CO legally registered	Target HH	Participated HHs	Total Members	Number of Training	CO-members	Authorities	Total	Male	Female	# of CDPs	CDPs approved VC/CC	# approved by LDF	
ARC	0	0	0	0	0	0	0	0	0	0	0	0	0	0	0	0	0	0	0	0	0	0	0
Cherkaska	0	0	0	0	0	0	0	0	0	0	0	0	0	0	0	0	0	0	0	0	0	0	0
Chernihivska	0	0	0	0	0	0	0	0	0	0	0	0	0	0	0	0	0	0	0	0	0	0	0
Chernivetska	0	0	0	0	0	0	0	0	0	0	0	0	0	0	0	0	0	0	0	0	0	0	0
Dnipropetrovska	0	0	0	0	0	0	0	0	0	0	0	0	0	0	0	0	0	0	0	0	0	0	0
Donetska	0	0	0	0	0	0	0	0	0	0	0	0	0	0	0	0	0	0	0	0	0	0	0
I-Frankivska	0	0	0	0	0	0	0	0	0	0	0	0	0	0	0	0	0	0	0	0	0	0	0
Kharkivska	0	0	0	0	0	0	0	0	0	0	0	0	0	0	0	0	0	0	0	0	0	0	0
Khersonska	0	0	0	0	0	0	0	0	0	0	0	0	0	9	22	3	25	5	20	0	0	0	0
Khmelnyska	0	0	0	0	0	0	0	0	0	0	0	0	0	0	0	0	0	0	0	0	0	0	0
Kirovohradska	0	0	0	0	0	0	0	0	0	0	0	0	0	8	209	12	221	105	116	0	0	0	0
Kyivska	0	0	0	0	0	0	0	0	0	0	0	0	0	0	0	0	0	0	0	0	0	0	0
Luhanska	0	0	0	0	0	0	0	0	0	0	0	0	0	0	0	0	0	0	0	0	0	0	0
Lvivska	0	0	0	0	0	0	0	0	0	0	0	0	0	0	0	0	0	0	0	0	0	0	0
Mykolaiivska	0	0	0	0	0	0	0	0	0	0	0	0	0	1	29	2	31	6	23	0	0	0	0
Odeska	0	0	0	0	0	0	0	0	0	0	0	0	0	0	0	0	0	0	0	0	0	0	0
Poltavska	0	0	0	0	0	0	0	0	0	0	0	0	0	0	0	0	0	0	0	0	0	0	0
Rivnenska	0	0	0	0	0	0	0	0	0	0	0	0	0	0	0	0	0	0	0	0	0	0	0
Sumska	0	0	0	0	0	0	0	0	0	0	0	0	0	0	0	0	0	0	0	0	0	0	0
Ternopilska	0	0	0	0	0	0	0	0	0	0	0	0	0	0	0	0	0	0	0	0	0	0	0
Vinnyska	0	0	0	0	0	0	0	0	0	0	0	0	0	0	0	0	0	0	0	0	0	0	0
Volynska	0	0	0	0	0	0	0	0	0	0	0	0	0	0	0	0	0	0	0	0	0	0	0
Zakarpatska	0	0	0	0	0	0	0	0	0	0	0	0	0	0	0	0	0	0	0	0	0	0	0
Zaporizka	0	0	0	0	0	0	0	0	0	0	0	0	0	0	0	0	0	0	0	0	0	0	0
Zhytomyrska	0	0	0	0	0	0	0	0	0	0	0	0	0	0	0	0	0	0	0	0	0	0	0
Total	0	0	0	0	0	0	0	0	0	0	0	0	0	18	260	17	277	116	159	0	0	0	0

Annex – XII (B)

Support Structure and Capacity Building as of September 2014 (Energy Efficiency Component)

Regions	VC/CC selection			VC/CC level seminar	PA signed by VC/CC	Community selection			CO Formation						Trainings					CDPs			
	# of VC/CC selected	CBA-I or II VC/CC	New VC/CC			CBA-I - II community	New community	Total	COs formed/granted	COs enrolled at VC/CC	CO legally registered	Target HH	Participated HHs	Total Members	Number of Training	CO-members	Authorities	Total	Male	Female	# of CDPs	CDPs approved VC/CC	# approved by LDF
ARC	6	6	0	6	5	6	0	6	6	6	6	1650	1650	2175	49	359	31	390	170	220	6	6	6
Cherkaska	6	6	0	6	6	9	0	9	6	6	6	2928	2701	2701	10	109	55	164	54	110	9	9	9
Chernihivska	6	5	1	6	0	6	1	7	6	6	6	2062	1557	1557	14	246	233	479	243	236	7	7	7
Chernivetska	6	6	0	0	0	7	0	7	6	6	6	7437	5780	5780	36	160	26	186	80	106	7	7	7
Dnipropetrovska	8	8	0	0	1	10	2	12	8	8	8	3082	2168	2392	21	170	167	337	142	195	12	12	12
Donetska	6	6	0	9	9	7	0	7	6	6	6	6486	5461	5461	27	291	172	463	163	300	7	7	7
I-Frankivska	11	11	0	0	8	11	0	11	8	8	8	10449	4137	8190	17	308	22	330	129	201	8	8	8
Kharkivska	8	8	0	8	8	10	0	10	8	8	8	6253	5154	5154	4	76	20	96	40	56	10	10	8
Khersonska	6	2	4	6	4	3	4	7	6	6	6	2685	1477	3982	39	517	198	715	343	372	6	6	6
Khmelnyska	7	7	0	7	7	9	0	9	7	7	7	5396	4486	4776	27	95	24	119	53	66	9	9	9
Kirovohradska	6	3	3	6	6	3	3	6	6	6	6	4325	3853	4740	28	496	34	530	248	282	6	6	6
Kyivska	6	5	1	6	6	5	1	6	6	6	6	2331	1949	1949	12	334	121	455	190	265	6	6	6
Luhanska	6	6	0	6	0	8	0	8	6	6	6	2854	2835	5166	4	126	62	188	81	107	8	8	8
Lvivska	8	6	2	8	8	8	3	11	8	2	2	573	573	573	12	136	14	150	61	89	8	8	8
Mykolaiivska	7	5	2	7	6	7	1	8	7	6	6	1382	1167	1433	24	462	50	510	277	233	9	9	9
Odeska	6	6	0	6	5	6	0	6	6	6	6	5460	1946	3203	22	241	80	321	116	205	4	4	4
Poltavska	6	5	1	0	2	9	1	10	6	6	6	2038	1742	2052	19	51	39	90	52	38	6	6	6
Rivnenska	6	0	6	6	0	1	6	7	6	6	6	3216	3216	3216	12	251	48	299	49	250	7	7	7
Sumska	6	6	0	6	6	6	0	6	6	6	6	4396	4289	4581	12	52	10	62	25	37	6	6	6
Ternopil'ska	6	6	0	6	0	6	0	6	6	6	6	2451	2168	2168	2	14	13	27	17	10	6	6	6
Vinnitska	6	6	0	6	5	8	0	8	6	8	8	6893	5955	9578	1	11	15	26	15	11	7	7	7
Volynska	6	6	0	0	0	8	0	8	6	4	4	738	738	738	5	32	6	38	23	15	8	8	8
Zakarpatska	8	7	1	8	8	7	1	8	0	2	2	2450	2450	2450	18	210	55	265	147	118	8	8	8
Zaporizka	8	8	0	2	8	14	0	14	8	8	8	3916	3222	9188	43	197	49	246	115	131	14	14	14
Zhytomyrska	6	4	2	2	4	4	2	6	6	4	4	1419	1419	3576	11	92	46	138	59	79	6	6	6
Total	167	144	23	123	112	178	25	203	156	149	149	92870	72093	96779	46	5036	159	6626	2892	373	19	190	188

Annex – XIII

Energy Efficiency Component as of September 2014

Region	Approved MPP	COS	VC CC	Rayons	Oblast	Private	CBA	Total Budget (UAH)	Total Beneficiaries	Male	Female	Healthpost	School/Kindergartens	Community
ARC	10	113210	415445	358350	159970	0	1086349	2133324	10125	4667	5458	0	1	9
Cherkaska	27	292317	1442739	413396	149588	423964	2578159	5300163	22479	10246	12233	2	11	14
Chernihivska	10	167886	2500	1610147		33899	1280049	3094481	5675	2730	2945	3	5	2
Chernivetska	12	148793	66947	909091	0	0	1184438	2309269	17739	8356	9383	2	7	3
Dnipropetrovska	26	336526	569865	365575	1425925	41092	2862544	5601527	27395	12653	14742	2	5	19
Donetska	10	117028	585499	0	0	101523	1313126	2117176	27289	11879	15410		3	7
Ivano-Frankivska	17	222522	38573	1198203	65000		2247913	3772211	22419	10207	12212	3	6	8
Kharkivska	13	177794	780328	0	0	0	1825304	2783426	13608	6466	7142	2	3	8
Khersonska	12	204081	829473	232400	0	0	1754636	3020590	12942	5965	6977	1	5	6
Khmelnitska	14	132098	219247	610124		19630	1351138	2332237	5791	2470	3321		7	7
Kirovohradska	10	149526	353863	570000	0	49680	1666969	2790038	17613	7667	9946	2	8	
Kyivska	9	143222	544538	525997			1620667	2834424	7391	3732	3659		2	7
Luhanska	14	245487	100198	2025361			1962112	4333158	862	387	475		5	9
Lvivska	14	267510	1204694	1164727	0	0	1822572	4459503	16440	7564	8876		10	4
Mykolaivska	10	216235	616478	529796	0	84556	1581218	3028283	11340	4989	6351	3	5	2
Odeska	10	142886	410048	591539	0	0	1351582	2496055	15797	7170	8627		3	7
Poltavska	21	281661	606956	1099541	628669	0	2241044	4857871	19270	8597	10673		4	17
Rivnenska	11	126754	70811	896676	0	0	1221990	2316231	5679	2583	3096		10	1
Sumska	14	153860	570351	47200	5800	0	1636022	2413233	12025	5669	6356	1	7	6
Ternopil'ska	12	121249	4932	625885	0	15164	1210726	1977956	7075	3415	3660	1	9	2
Vinnytska	17	226435	412316	937139	0	85234	1867185	3528309	7408	3384	4024	1	5	11
Volynska	12	155615	67375	425450	303965		1782273	2734678	5467	2247	3220		9	3
Zakarpatska	16	302877	959728	613246	0	166411	1878877	3921139	13865	6529	7336		9	7
Zaporizka	28	492021	926597	1168606	35500	181560	3751781	6556065	39869	17711	22158	3	8	17
Zhytomyrska	8	39990	77435	422390	0	0	244212	784027	4329	1939	2390	2	5	1
Total	357	4977583	11876936	17340839	2774417	1202713	43322886	81495374	349892	159222	190670	34	157	166

Annex - XIV
Post-completion Activities (Energy Efficiency)

Region	3 rd quarter 2014				Approved MPP	Total Since Inception			
	O & M fund created	Works done	Public audit held	Handover		O & M fund created	Works done	Public audit held	Handover
ARC	0	0	0	0	10	10	10	10	10
Cherkaska	4	4	4	4	27	27	26	26	26
Chernihivska	2	2	2	2	10	10	2	2	2
Chernivetska	3	3	2	2	12	12	9	9	9
Dnipropetrovska	5	5	5	5	26	26	25	25	25
Donetska	1	1	1	1	10	10	8	8	7
I-Frankivska	3	3	2	1	17	17	13	13	12
Kharkivska	2	2	2	2	13	13	11	11	9
Khersonska	2	4	4	4	12	12	9	9	9
Khmelnyska	3	3	3	2	14	14	12	12	10
Kirovohradska	3	3	3	4	10	10	7	7	7
Kyivska	2	4	4	4	9	9	9	9	7
Luhanska	2	2	2	3	14	14	6	6	6
Lvivska	5	5	5	6	14	14	7	7	5
Mykolaivska	4	4	4	3	10	10	9	9	8
Odeska	2	2	2	2	10	10	8	8	6
Poltavska	5	6	6	6	21	21	19	18	16
Rivnenska	4	4	4	4	11	11	7	7	7
Sumska	5	7	7	7	14	14	13	12	12
Ternopiiska	3	2	2	3	12	12	10	10	10
Vinnyska	2	2	3	2	17	17	12	11	10
Volynska	5	7	7	6	12	12	10	10	10
Zakarpatska	2	9	9	8	16	16	14	14	13
Zaporizka	1	6	6	5	28	28	28	27	26
Zhytomyrska	0	3	3	3	8	8	8	8	8
Total	70	93	92	89	357	357	292	288	270

Annex – XV (A)
Rural Economic Development in Q2 2014

Oblast	Community selection			Cooperative Development						Training			Business plans			MPPs approved	Cost-sharing							Beneficiaries		
	CBA-I - II communities	New communities	Total	Cooperatives formed	Enrolled at VC/CC	Legally registered	Target HH	Participated HHs	Total Members	Number of Training	CO-members	Authorities	# of BP	BPs approved VC/CC	# approved by LDF		Cooperative	VC/CC	Rayon	Oblast	Private sector	CBA	Total	Total	Male	Female
Cherkaska															2	40908	0	29285	0	0	231810	302003	190	91	99	
Chernivetska		-1	-1	-1	-1	-1	-45	-45	-45						-1 +1	-12060	-17000	-10000	0		103700	64640	160	76	84	
Donetska																										
Kirovohradska															2	43143	0	0	0	0	236150	279293	353	158	195	
Mykolaivska															2	60587	0	0	0	25250	199900	285737	360	166	194	
Sumska															1	20979	0	0	0	0	118840	139819	68	32	36	
Ternopil'ska																0	0	0	0	0	0	0	0	0	0	
Total		-1	-1	-1	-1	-1	-45	-45	-45						7	153557	-17000	19285	0	25250	890400	1071492	1058	500	558	

Annex – XV (B)
Rural Economic Development as of September 2014

Oblast	Community selection			Cooperative Development						Training			Business plans			MPPs approved	Cost-sharing							Beneficiaries		
	CBA-I - II communities	New communities	Total	Cooperatives formed	Enrolled at VC/CC	Legally registered	Target HH	Participated HHs	Total Members	Number of Training	CO-members	Authorities	# of BP	BPs approved VC/CC	# approved by LDF		Cooperative	VC/CC	Rayon	Oblast	Private sector	CBA	Total	Total	Male	Female
CK	1	2	3	3	3	3	311	248	248	13	175	41	3	3	3	5	177625	29967	29285	28570		919460	1184907	482	230	252
CV	1	0	1	1	1	1	1071	70	70	16	305	25	2	2	2	2	63760	0	55850	0	0	306830	426440	368	189	179
DD	2	0	2	2	2	2	231	88	88	10	111	23	2	2	2	4	120543	43000	0	0	43507	596500	803550	612	295	317
KR	1	1	2	2	2	2	164	94	362	18	271	48	2	2	2	4	128801	0	78049			618061	824911	641	291	350
MK	4	0	4	4	4	4	535	284	480	24	435	22	4	4	4	6	315287	16950	0		25250	1109150	1466637	1192	610	582
SM	2	0	2	2	2	2	144	111	120	10	100	28	2	2	2	4	106895	85857	0	0		519440	712192	365	160	205
TP	2	0	2	2	2	2	123	123	123	9	81	16	2	2	2	2	112887	5000	40000	0	40410	409385	607682	646	320	326
Total	13	3	16	16	16	16	2579	1018	1491	100	1478	203	16	16	16	27	1025798	180774	203184	28570	109167	4478826	6026319	4306	2095	2211

Annex – XVI
Media Coverage and Media Events

Regions	3 rd quarter 2014										Total Since Inception											
	Media Events	Media Coverage					Publications					Media Events	Media Coverage					Publications				
		Newspapers	TV	Radio	Electronic media	Total	Partners' websites	Info bulletin	Print copies	Electronic copies	Newspapers		TV	Radio	Electronic media	Total	Partners' websites	Info bulletin	Print copies	Electronic copies		
ARC	0	0	0	0	0	0	0	0	0	0	13	78	46	22	81	227	133	33	915	44		
Cherkaska	1	11	2	2	13	28	17	1	0	0	11	110	29	11	40	190	140	9	475	300		
Chernihivska	0	0	0	2	2	4	4	1	30	30	10	11	10	20	17	58	42	41	333	224		
Chernivetska	0	0	0	0	0	0	0	0	0	0	3	25	4	3	0	32	43	4	200	100		
Dnipropetrovska	6	6	4	1	0	11	0	0	0	0	19	84	33	6	27	150	25	3	0	108		
Donetska	0	0	0	0	0	0	0	0	0	0	12	53	18	3	1	75	51	0	0	0		
I-Frankivska	4	3	0	2	12	17	8	0	0	0	21	80	53	40	137	310	85	11	1565	251		
Kharkivska	0	0	0	0	0	0	0	0	0	0	10	19	11	5	12	47	31	10	300	8		
Khersonska	2	5	2	0	5	12	7	0	0	0	18	53	15	3	29	100	82	2	200	200		
Khmelnyska	0	6	3	0	2	11	4	0	0	0	14	92	52	40	5	189	177	5	920	108		
Kirovohradska	3	1	4	3	4	12	5	0	0	0	33	44	36	43	26	149	60	4	500	500		
Kyivska	4	1	1	1	0	3	4	1	300	8	160	146	49	50	33	278	114	18	2710	118		
Luhanska	0	0	0	0	0	0	0	0	0	0	28	106	32	14	155	307	147	16	5436	287		
Lvivska	0	0	0	0	0	0	0	0	0	0	18	100	18	16	45	179	103	8	1850	149		
Mykolaiivska	5	5	4	1	12	22	6	3	465	189	17	56	26	9	66	157	43	27	4207	1167		
Odeska	2	2	0	0	1	3	0	0	0	0	14	74	22	4	13	113	69	1	12	12		
Poltavska	0	5	0	9	1	15	5	0	0	0	18	137	46	277	41	501	178	9	890	290		
Rivnenska	3	13	4	22	15	54	8	2	30	60	35	170	82	107	154	513	163	19	986	813		
Sumska	0	2	2	7	2	13	12	0	0	0	44	50	22	151	41	264	102	3	400	20		
Ternopiiska	0	2	0	2	0	4	10	0	0	0	12	57	13	40	11	121	130	11	369	354		
Vinnyska	1	3	3	2	6	15	6	1	120	45	6	57	9	11	89	167	78	10	615	330		
Volynska	0	0	0	0	0	0	0	0	0	0	18	97	16	4	47	164	61	8	186	281		
Zakarpatska	8	12	2	0	3	17	10	0	0	3	33	70	24	2	50	146	89	8	2680	2683		
Zaporizka	0	7	6	0	17	30	7	2	1	96	16	192	165	25	233	615	163	37	2219	477		
Zhytomyrska	0	1	0	0	0	1	0	0	0	0	10	83	6	16	8	113	77	14	980	196		
Total	39	85	37	54	95	272	113	11	946	431	593	2044	837	922	1361	5165	2386	311	28948	9020		

Annex – XVII
Media Monitoring of CBA-III Regional Launching

#	Oblast	Date	Media	Type of Media	Number of visits	Demonstrating Impact (changes in life of people and in communities' minds)
1	Khmelnitska	17 Sept	Kmelnytska oblast state tv channel	TV	53	Yes
			TV Channel 7+	TV	13	No
			TV Channel 33	TV	52	No
2	Chernivetska	18 Sept	Chernivtsi Times	Electronic media		
3	Mykolaivska	24 Sept	Podrobnosti	Electronic media	279	Yes
			Newsweek: Mykolaiv news	Electronic media		Yes
			My City	Electronic media		No
			MedialInfo	Electronic media	157	No
			Times: Mykolaiv	Electronic media	515	No
			Korabelov Info	Electronic media	354	Yes
			Saturn TV	TV	7	No
			Oblast state TV channel	TV	5	Yes
			THM	TV	27	Yes
4	Odessa	25 Sept	Glas	TV/ Electronic Media	309	Yes
			Odesskie Izvestia	Electronic media		No
			Vecherniya Odessa	Printed media/ Electronic media		No
5	Khersonska	26 Sept	Pik	Electronic media (newspaper)		No
			Post Factum	Electronic media (newspaper)		Yes
6	Cherkasy	24 Sept	Nova Doba	Electronic media (newspaper)		No
			Dzvin	Electronic media (newspaper)		Yes
			Procherk	Electronic media (newspaper)		No
			Delovyi Region	Electronic media (newspaper)		No
			Provintsia	Electronic media (newspaper)		No
			Pres Tsent	Electronic media (newspaper)		No
			ChSN	Tv channel	185	Yes
7	Rivnenska	29 Sept	Novyny Rivnoho	Electronic media/TV	397	No
			Rivne regionalinvestment center	Web portal	18	No
			Zdolbuniv City (Community organisation)	Web portal		No
			Rivne oblast state TV and radio company	TV		Yes
8	Volynska	30 Sept	ZIK	Electronic media		No
			Novyny Kamenia	Electronic media		No
			Volyn oblast state TV and radio company	Electronic media		No
			Volynska Pravda	Electronic media		No
			Volynsky Informational Portal	Electronic media (web portal)		No
			4Vlada	Electronic media (newspaper)	79	No
			Volynska Gazeta	Electronic media (newspaper)		No
PidPrutsilom	TV	55	No			

9	Zhytomyr	29 Sept	TV and Radio company	TV	26	No
			DKS	Electronic media		No
			Zhytomyr State TV and Radio company	TV	81	Yes
10	Vinnitsa	30 Sept	Government webportal	Informational national web portal		No
			24 News online	Electronic media		No
			Informatsiyana Vinnychyna	Electronic media		No
			Unian	National Electronic media		No
			5 channel: Window to Europe	National TV channel	59	No