



Community Based Approach to Local Development

- **Phase-II and Phase-III**

www.cba.org.ua, www.cba.org.ua/three

Annual Progress Report-2014

ACKNOWLEDGEMENT TO OUR PARTNERS



264 rayon councils/rayon state administrations; 1106 village/city councils; 1108 community organizations
Members of Steering Committee; 30 Partner Universities

EXECUTIVE SUMMARY

Project Background

Second phase of the CBA Project commenced in June 2011 with a purpose to strengthen the process of participatory governance and to enhance energy efficiency at local level such that living condition of rural population gets improved from the socio-economic-environmental perspective. This Project is funded by the EU and co-financed and implemented by UNDP, with the support of the Government of Ukraine and in partnership with local executive bodies/bodies of self-governance. The project's total budget is €17.1 million, with 98.4 percent contribution from the EU and 1.6 per cent cost-sharing from UNDP. The project's time-frame is four years (June 2011 to May 2015).



To achieve the objectives, the project builds capacity the local communities and local authorities for participatory planning and joint undertaking local initiatives that help achieve the objectives of the Project. It requires establishment of necessary support structures that include community organizations (COs), Local Development Forums (LDFs), Regional Coordination Councils (RCCs) and rayon/regional-level Community Resource Centres (CRCs). Basic needs – namely, health, the environment, energy efficiency, water supply and rural economic development – are considered as priority areas of the Project.

The project is being implemented in all 24 regions of Ukraine. Its target is to cover 200 rayons, 900 Village/City Councils (VCs/CCs) with populations of less than 10,000 and 900 local communities. Other targets include: 900 COs and 200 LDFs formed; 900 community projects supported; 16000 community members and 2000 state/elected officials trained; 17 cooperatives established; and a knowledge management hub established.

Key Results of the year 2014

During 2014, the Project continued implementation of the activities that remained unfinished in 2013 and launched new activities in line with Annual work plan 2014. Brief information about the results is given hereunder. Detail information on implementation is available in subsequent chapters of this report as well as at www.cba.org.ua.



Standard component - Target: 200 rayons, 800 village/city councils, 800 COs, 200 LDFs, 200 CRCs, 600 micro-projects

Regular component of CBA-II focuses on building partnership with stakeholders across the country; mobilizes them to establish support structures needed to implement CBA activities on participatory basis; and support with small grant for rehabilitation of social/communal infrastructures. Envisioned cost sharing arrangement includes 5% CO's contribution; 45% local budget and 50% CBA Project. However, flexibility in cost-sharing ratio was adopted during 2013-14 in response to budgetary constraint facing the local governments.

During 2014, 4 community organizations were formed; 36 trainings were conducted to train community members and representatives of local authority.

Cumulative achievements were made as follows:

- The project reached 24 regions, 200 rayons and 857 local councils;
- 460,870 men and women from 317,600 households organized themselves into 857 community organizations that were registered under appropriate legal form. This participation is about 86% of the target households. Also, about 83% of the communities are new reflecting significant outreach of CBA-II over CBA-I communities;
- 200 local development forums and 223 community resource centres (23 – oblast and 200 – rayon) were established and strengthened to support joint planning and implementation of community initiatives;
- 712 community initiatives were supported within regular (infrastructure) component in the priority area of energy saving, public health, water supply and environment. 74.6 percent of them are related to saving energy, 12.1 percent to health, 12.6 percent to water supply, and 0.7 percent to the environment. Furthermore, 68.2 percent of these micro-projects benefited schools and/or kindergartens, 18.6 percent to health facilities and 13.2 percent to the community – for example, street lighting, water supply, waste management. A total of 813,756 men, women and children are expected to benefit from these micro-projects directly or indirectly. As a result of these community projects, public health, learning environment and public safety have improved.

To reach above results, the Project trained 8,134 CO-executives and 2,583 local officials in various aspects of CO-management, planning and micro-project implementation and financial management and reporting. Total cost of implemented micro-projects is 127 mln UAH. This amount forms 48.8% provided from oblast, rayon, and local budget, 7.6% - a part collected by community members, 42% provided by CBA Project, and 1.6% - a part given by local private entrepreneurs.

Challenges: Key challenge that hampered the implementation of remaining micro-projects was the lack of local budget to provide cost sharing amount in time. As a part of mitigation, the Project adopted flexible cost sharing approach to enable implementation of micro-projects without/with a cost sharing depending upon availability of local budget.



Energy efficiency (EE) component – Target: 300 micro-projects; 6 regional energy strategy; 6 support technical documentation and raising awareness of 10,000 population on energy efficiency

EE component of CBA-II aims to enhance local capacity by enabling citizens and local authorities to learn about energy efficiency technologies and use them jointly to solve their energy problems sustainably. Six oblasts (Kharkivska, Dnipropetrovska, Zaporizhka, Lvivska, Ivano-frankivska and Zakarpatska) were selected as advanced piloting and remaining 19 regions were selected for normal piloting. Normal pilot regions received micro-project support while advance pilot regions received support for regional energy strategy and technical documentation besides micro-projects. Cost sharing for micro-project was envisioned to be shared by CO (5%); CBA Project (70%) and local budget (25%).

During the reporting period, 18 trainings were held to train 260 CO-officials and 17 local government officials in the area of micro-project implementation. Also, 93 micro-projects were completed during the reporting period. In total, 292 micro-projects were completed since inception. In cumulative term, following specific achievements were made since inception:

- Micro-projects: 357 micro-projects were supported. Total cost of these micro-projects is UAH 81.5 million which was shared among community (6.1%), local budget (39.3%), CBA (53.2%) and private sponsors (1.4%). An estimated 349,892 men, women and children will receive direct/indirect benefit from this support besides 152 schools and 28 hospitals. *Direct result of this*

support is significant reduction in energy bills, reduced pollution, improved health, learning environment and public safety.

- **Energy strategy:** Six oblast authorities updated their energy strategy with support of CBA Project. Recommendations of these updated strategy include sustainability and efficiency in energy sector; investment in innovative technologies and green energy to raise its energy efficiency; focusing community-based micro-size energy projects in rural areas. *These updated energy strategy are expected to contribute to forthcoming phase (2015-20) of energy strategy preparation and direction of regional investment;*
- **Technical documentation:** In line with the recommendation made in the updated energy strategy document, the regional authorities of 6 advance pilot oblasts are preparing technical documentation that would lead to larger investment in enhancing energy efficiency in the region. They are also establishing mobile laboratory for energy auditing that would promote energy efficiency in rural areas.
- **Public awareness:** in 2014, 67 events were held during 2014 in various regions to increase peoples' understanding about renewable energy and innovative technologies. In total, 199 events were conducted with more than 10,000 people participated in them.
- **Capacity building:** To support EE implementation, 469 training/backstopping events were organized to enable CBA partners undertake energy efficiency activities. A total of 5, 036 CO-executives and 1,590 elected/state officials received training on various aspects of energy efficiency component implementation.

Challenges: Key challenges that hampered the implementation of energy efficiency component include local budget constraint; increased inflation during the reporting period and seasonality (some kind of tasks could not be performed during winter). As a part of mitigation, the Project adopted flexible cost sharing approach to enable implementation of micro-projects without/with a cost sharing depending upon availability of local budget.



Rural economic development component – Target: 17 cooperatives; 17 micro-projects

CBA-II aims to build capacity of low-income rural households to undertake joint economic initiatives that could lead to income generation and employment creation in rural areas. This is done through organizing target population in development of multi-functional agricultural service cooperatives (ASCs) and building their capacity to provide economic services to target households. Envisioned cost sharing includes cooperative (30% with maximum 15% from local budget and/or other sources) and 70% from CBA Project. In 2014 one cooperative in Chernivetska oblast terminated its partnership with the Project, leaving it to 16 cooperatives.

Since inception, following specific achievement were made in the areas rural economic development:

- **Cooperative development:** 16 ASCs were formed by 1,491 men and women from 1,018 households. The ASCs were duly registered with state registration agency. The ASCs established their office in the premises provided by the local authorities;
- **Capacity building:** Capacity of ASC-executives and officials of local governments was built through training in such areas as management, finance, taxation and business planning. In total 1478 -executives and 203 state/elected officials were trained. Also, each ASC established a technical information centre with support of CBA and forging linkage with local/regional authorities.
- **Micro-project:** All 16 ASCs undertook economic initiatives to benefit their members in terms of raising income and employment. The initiatives were related with dairy, agricultural farming, transportation and processing. Total cost of these micro-projects is UAH 6.0 million shared among cooperatives (17%), local authorities (7.1%), CBA (74.2%) and private sponsors (1.8%). 7 MPs were supported during the quarter – totally 27 MPs since inception.

Challenges: During the quarter, the one of the biggest challenges in the implementation of micro-projects was that the prices had been intensively changed because of the dollar's rate and general situation in the country.



Methodology replication component – Target: 60 rayons, 240 local councils, 240 micro-projects

CBA partners in the regions are encouraged to adopt CBA methodology so that they could utilize it to implement their small grant programme with higher effectiveness. It will also ensure sustainability of CBA approach in long term perspective. Besides providing technical support for capacity building, CBA supports implementation of micro-projects on cost sharing basis. In general, a CO contributes 5% of the total cost while local authorities bear 70% of the cost and CBA shared remaining 25%.

Main achievements in this component in 2014 and since inception are the following:

- **Partnership:** in 2014 one village council terminated its partnership with the Project. As a result, 2 community organizations left the Project. Therefore, in total it remains 249 village councils and 231 community organizations.
- **Support structure development:** the 251 COs were formed by 120,612 men and women from 80,305 households in the CBA communities thereby demonstrating higher level of female participation and near 86% household coverage, as stipulated by CBA. About 82% of the communities are new reflecting significant outreach of CBA-II over CBA-I communities. All 64 rayons have established local development forum and have established community resource centres to ensure functioning of bottom-up joint decision-making;
- **Capacity building:** A total of 2,124 CO-executives and 619 local officials were trained to enable them to implement the CBA methodology effectively;
- **Micro-projects:** COs have undertaken 230 micro-projects in partnership with their respective local authorities and CBA Project. 75.7 % of these micro-projects belong to energy saving, followed by health protection (14.0%), by water supply (8.6 %) and environment (1.7 %). Total cost of these micro-projects is expected to be UAH 25.1 million to be shared among COs (7.5%), local budget (73.2%), CBA (18%) and private sponsors (1.3%).

Challenges: Authorities have successfully utilised CBA methodology not only in CBA-communities but also in non-CBA communities thereby rendering sound scope of the methodology. However, key challenge that hampered the implementation of replication component during the quarter is lack of local budget. As a part of mitigation, the Project provided its part of the grant based upon the cost sharing within capacity of the local authorities to afford.

Knowledge management – Target: one knowledge hub, 30 universities, experience sharing, policy recommendation

CBA project has developed mechanism for collection, systematization and dissemination of information/experience gained in course of implementation of its methodology. To this end, it has established an internal management information system as well it has mobilized its partners. Key partners include universities and associations of elected bodies. Specific activities carried out during the third quarter of 2014 and since inception are as given hereunder:

- **Policy works** were related to providing consulting services on recommendation development, monitoring and expert conclusions to respective state authorities regarding legal acts, organization of round tables for expert discussions, as well as providing appropriate legal explanations;
- **Online discussions** on new up-to-date topics were initiated, expert consultations by KMH were provided on the land relations and local self-governance power, on resource provision of local self-governance functioning, including local budget and inter-budgetary relations, as well as on

issues of reforming local self-governance, territorial power organization, administrative-territorial division;

- Strengthening of KMH web portal. KHM team provided consultations on web portal moderation and management, as well as provided legal support of web-portal activities;
- Popularization of KMH among potential users through preparation and dissemination of information materials;
- Curriculum development: During the year, new universities joined the network of partner universities of CBA Project: Sumy (Ukrainian Academy of Banking of the National Bank of Ukraine), Vinnytsya (Vinnytskyi University of Trade and Economy), Chernivtsi (Y. Fedkovich National University). Several publications were prepared and printed during the year: second volume of collective publication 'Local Development with Community Participation: institutional and practical issues of local development management' (Sumy State University), and collection of papers on different aspects of sustainable local development in Zaporiska oblast, prepared by Zaporizhzhya National University.
- Collection of student papers: upon results of competition of student papers conducted in May-June, publication of the best 14 of them was prepared and printed. The publication was disseminated among partner universities of the CBA Project.

Information dissemination: During the year, 65 media events were organized, and 678 cases of media coverage were registered, 331 publications were registered on various websites and 72 newsletters were published about CBA activities. Since inception, 2044 media events were organized (including regional, rayon seminars, press conferences etc.), 5,165 cases of media coverage were registered. Also 2,386 publications on websites were registered and 311 issues of regional newsletters were disseminated. Besides, second quarterly progress report of CBA was prepared and disseminated to stakeholders. All these demonstrate high degree of transparency in the implementation of CBA Project.

STATISTICAL ABSTRACT

SN	Activity	Tasks		Achievements				Total
		Unit	Q-ty	2011	2012	2013	2014	
Regular component								
1	Partnership agreement signed with regions	No.	25	25	0	0	0	25
2	Rayons selected & partnership established	No.	200	200	0	0	0	200
3	Village/City Council selected & partnership	No.	900	833	-1	23	2	857
4	Communities selected for local action	No.	900	782	53	23	1	859
5	Community organizations	No.	900	702	134	17	4	857
a	CBA-I community	No.	-	133	8	1	0	142
	New community	No.	-	569	126	16	4	715
b	Enrolled with VC/CC	No.	-	658	182	13	4	857
	Legally registered	No.	-	617	219	15	4	857
c	Household participation/membership							
	Target households	No.	-	210785	149720	7577	1591	369673
	Participated households	No.	-	155232	151545	9506	1317	317600
	CO members (total)	No.	-	228149	212206	18359	2156	460870
	CO members - male (%)	No.	-	43	43	43	42	43
	CO members - female (%)	No.	-	57	57	57	58	57
6	Local Development Forums formed	No.	200	182	18	0	0	200
	LDF sittings held		-	226	647	353	90	1316
7	Regional Coordination Councils grafted	No.	25	11	13	1	0	25
	RCC sitting held	No.	-	11	40	39	10	100
8	Community Resource Centers formed	No.	223	193	30	0	0	223
	Capacity of CRCs strengthened	No.	100	19	79	0	0	98
9	Human Resource Development							
a	Training conducted	No.	-	648	615	416	36	1715
b	Participants of the trainings (without repeat)	No.	18000	5192	2528	2733	264	10717
	CO-members	No.	16000	3714	2176	2007	237	8134
	Local authorities	No.	2000	1478	352	726	27	2583
10	Community development planning							
a	COs with CDP prepared	No.	900	516	314	2	0	832
b	CDP approved and mainstreamed	No.	900	321	490	21	0	832
11	Micro-Project supported	No.	600	112	550	46	2	712
a	Sectoral distribution							
	Energy saving	%	-	85.7	76	76.1	0	74.6
	Water supply	%	-	5.4	12	11.5	50	12.6
	Health posts	%	-	8.0	11	11.4	50	12.1
	Environment	%	-	0.9	1	0	0	0.7
b	Total cost of approved MPPs	Млн. грн.	-	20.4	115.8	8.6	0.5	127.0
	Shared by COs	%	5	8	7	6.1	5.6	7.6
	Shared by local, rayon, regional authorities	%	45	49	48	55.4	48	48.8
	Shared by CBA	%	50	40	43	35.3	41.6	42.0
	Shared by others (private sponsors)	%	-	2	2	3.2	4.8	1.6

c	Beneficiary characteristics of approved MPs							
	Beneficiary population	No.	-	146704	610317	52312	4423	813756
	Institutional beneficiary	No.	-	112	550	46	4	712
	School/kindergarten (cum.)	%	-	73.1	65.4	54.3	200	68.2
	Healthpost (cum.)	%	-	9.0	11.7	21.8	0	18.6
	Local communities (cum.)	%	-	17.9	22.9	23.9	0	13.2
d	Micro-project completed	No.	600	0	447	192	73	712

Energy Efficiency Component								
1	Human Resource Development							
a	Training conducted	No.	-	-	-	329	140	469
b	Participants of the trainings	No.	-	-	-	5246	1380	6626
	CO-members	No.	-	-	-	3861	1175	5036
	Local authorities	No.	-	-	-	1385	205	1590
2	Micro-project supported	No.	300	-	118	157	82	357
a	Total cost of approved MP	Млн. грн.	-	-	13.5	46.0	22	81.5
	Shared by COs	%	-	-	5.0	5.5	7.4	6.1
	Shared by local, rayon, regional authorities	%	-	-	43.0	42.7	26.5	39.3
	Shared by CBA	%	-	-	50.0	50.7	61.6	53.2
	Shared by others (private sponsors)	%	-	-	2.0	1.1	4.5	1.4
b	Beneficiary characteristics of approved MPs		-	-				
	Beneficiary population	No.	-	-	126417	108172	113175	349892
	Institutional beneficiary							
	School/kindergarten (cum.)	%	-	-	28.1	58.0	51.2	42.6
	Healthpost (cum.)	%	-	-	10.2	9.6	8.5	7.8
	Local communities (cum.)	%	-	-	61.7	32.4	40.3	49.6
c	Micro-project completed	No.	300			26	93	292
3	Supporting energy efficiency strategic plans	No.	6	-	-	6	-	6
4	Supporting technical design development	No.	6	-	-	6	-	6
5	Raising public awareness on energy efficiency	No.		-	-	132	67	199
Rural Economic Development Component								
1	Agri-service cooperative developed	No.	17	-	-	15	1	16
A	Target households	No.	-	-	-	2368	211	2579
b	Participated households	No.	-	-	-	928	90	1018
2	Human Resource Development						0	
a	Training conducted	No.	-	-	-	94	6	100
b	Participants of the trainings	No.	-	-	-	1491	190	1681
	Coop-members	No.	-	-	-	1317	161	1478
	Local authorities	No.	-	-	-	174	29	203
3	Economic micro-projects supported	No.	17	-	-	15	12	27
	Total cost of approved MP	UAH mln.	-	-	-	3.6	1.1	6.1
	Shared by COs	%	-	-	-	18.1	29.9	17

	Shared by local, rayon, regional authorities	%	-	-	-	10.0	5.9	7.1
	Shared by CBA	%	-	-	-	69.3	160.5	74.2
	Shared by others (private sponsors)	%	-	-	-	2.6	0	1.8

SN	Activity	Target All Years		Achievement				Total
		Unit	Qty	2011	2012	2013	2014	
Methodology Replication Component								
1	Rayons selected & partnership established	No.	60	-	61	3		64
2	Village/City Council selected & partnership	No.	240	-	243	7	-1	249
3	Communities selected for local action	No.	240	-	239	12	-1	250
4	Community organizations formed	No.	240	-	179	74	-2	251
	CBA-I CO	No.	-	-	41	5	-2	44
	New CO	No.	-	-	138	69	0	207
	COs enrolled with VC/CC	No.	-	-	174	79	-2	251
	COs legally registered	No.	-	-	169	84	-2	251
	Household participation/membership						0	
	Target households	No.	-	-	52689	40827	-440	93076
	Participated households	No.	-	-	39026	41634	-355	80305
	CO members (total)	No.	-	-	52401	69167	-956	120612
	CO members male (total)	%	-	-	42.5	43.0	43	43
	CO members female (total)	%	-	-	57.5	57.0	57	57
5	Local Development Forums formed/grafted	No.	60	-	47	17	0	64
	LDF sittings held		-	-	111	169	63	343
6	Community Resource Centers established	No.	60	-	52	12	0	64
	Capacity of CRCs strengthened	No.	-	-	-	-	2	4
7	Human Resource Development						0	
a	Training conducted	No.	-	-	195	285	14	494
	Persons trained (without repetition)	No.	-	-	1254	1212	277	2743
	CO-members	No.	-	-	930	986	208	2124
	Local authorities	No.	-	-	324	226	69	619
8	Community development planning			-			0	
a	COs with CDP prepared	No.	240	-	139	114	-2	251
b	CDP approved and mainstreamed	No.	-	-	130	120	1	251
9	Micro-Project supported	No.	240	-	67	151	12	230
	Sectoral distribution							
	Energy saving	%	-	-	74.8	75.3	50	75.2
	Water supply	%	-	-	9.9	10.8	0	9.1
	Health posts	%	-	-	13.0	13.3	50	14
	Environment	%	-	-	2.3	0.6	0	1.7

b	Total cost of approved MPPs	UAH mIn	-	-	8.7	14.2 ¹		25.1
	Shared by COs	%	-	-	6.2	7.2	5	7.4
	Shared by local, rayon, regional authorities	%	-	-	66.8	74.7	72.7	73
	Shared by CBA	%	-	-	20.8	17.0	18.5	18
	Shared by others (private sponsors)	%	-	-	6.2	1.2	3.8	1.6
c	Beneficiary characteristics of approved MPs		-	-				
	Beneficiary population	No.	-	-	77420	137653	30294	245367
	Institutional beneficiary	No.	-	-	67	152	11	230
	School/kindergarten (cum.)	%	-	-	64.2	56.6	26.6	61.3
	Healthpost (cum.)	%	-	-	16.4	15.1	33.4	15.2
	Local communities (cum.)	%	-	-	19.4	28.3	40	23.5
d	Micro-project completed	No.	240		32	64	104	200

Knowledge Management Component		Unit	Qty	2011	2012	2013	2014	Total
1	Partnership with academia	No.	10	-	20	7	3	30
2	Curriculum introduced in academia	No.	2	-	13	-	-	13
3	Knowledge management hub	No.	1	-	1	-	-	1
4	PR and communication							
a	Media events	No.	-	269	144	132	65	2044
b	Media coverage	No.	-	1282	1874	1502	678	5165
c	Publications (web sites)	No.	-	587	853	716	331	2386
d	Newsletters	No.	-	71	112	101	72	311
Financial Progress (estimated)		Mill. \$/€	23.3/17.1	1,7/1,1	8,6/6,5	7,9/6,1	3,9/2,8	40.3/30.3

* Data revised

CONTENTS

EXECUTIVE SUMMARY.....	3
CONTENTS	12
Chapter 1 INTRODUCTION	14
Chapter 2 REGULAR COMPONENT.....	16
Chapter 3 METHODOLOGY REPLICATION	25
Chapter 4 ENERGY EFFICIENCY.....	31
Chapter 5 RURAL ECONOMIC DEVELOPMENT	40
Chapter 6 KNOWLEDGE MANAGEMENT.....	47
Chapter 7 COMMUNICATIONS AND VISIBILITY.....	54
ADVISORY AND MANAGEMENT	58
CBA PHASE – III	62
ANNEXES.....	71

CBA PROJECT: PHASE II



Community Based Approach to Local Development Phase – II

www.cba.org.ua

Chapter 1

INTRODUCTION

1.1 Project Genesis

First phase of CBA Project commenced in late 2007 with a purpose to demonstrate nationwide upscaling of successful model of local sustainable development based on community participation. The model proved to be effective and led to the second phase which came into existence in June 2011. CBA-II Project is funded by the European Union and is co-financed and implemented by UNDP, with the support of the Government of Ukraine and in partnership with local executive bodies/ bodies of self-governance. The Project's total budget is €17.125 million (23.3 million US \$) with 98.4% contribution from EU and 1.6% cost sharing from UNDP. Project's time frame is 4 years (7 June 2011 – May 2015).

Overall objective of the CBA Project is to promote sustainable socio-economic development at local level by strengthening participatory governance and encouraging community-based initiatives throughout Ukraine. Its specific objectives of the Project are to:

- promote community based approach to local governance and sustainable development;
- enhance energy efficiency at local level;
- support the creation of the locally owned and managed repository and network of good practices and knowledge on community mobilization and participatory governance;

Rural Ukraine forms pilot areas of the Project with local communities and local authorities as its main beneficiaries. To achieve its key objectives of governance and sustainable development, it supports implementation of community initiatives (micro-projects) that fall to following priority sectors:

- Health (local health posts);
- Environment (waste utilisation, sewage/drainage etc.);
- Energy (energy saving, energy efficiency);
- Water supply;
- Rural economic development
- Knowledge management
- Methodology replication

1.2 Implementation Methodology

Strategic direction of CBA is to build capacity of its target stakeholders and use this capacity for multi-stakeholders cooperation and multi-sectoral interventions with ensured local ownership of the process. The process is bottom-up. The stakeholders from grassroots (community), meso (rayon and regional) and macro level (national) are involved in the process as it moves upward. CBA implementation process involves a series of activities and action points that ultimately yield results intended by the Project.

A multi-level partnership is built involving selected rayons, village/city councils and local communities form the functional area of the Project. Their selection is done through open **competition** based on the criteria of socio-economic hardship, especially in the area of health, education, water supply, energy supply and environmental situation. Through the selection process, CBA reaches the most suffering areas/population of the region/rayon.

Local level activities of CBA are carried out under the framework of **partnership** with the stakeholders. It is based on willingness and commitment of the partners (communities, village/city councils, rayon authorities, regional authorities, academia, associations of local self-governments, private sector) for cost sharing and joint decision-making.

The project uses **social mobilisation tool** to mobilise stakeholders and create environment (support structures) for joint decision-making and joint implementation of activities. Community organisation (CO) is formed by representation of 80% or more households on the selected community to reflect common community vision and implementation of community priorities; local development forum (LDF) is developed at rayon level for joint decision-making, resource mobilisation, local coordination; regional coordination council (RCC) is developed at regional (oblast/ARC) level to monitor CBA activities in the region, to resolve issues related with local policies/procedures, to support programming and resource mobilisation. At national level there is a steering committee to ensure national level coordination and advisory support.

Capacity of the COs is built in such a way that they are able to make joint decision with local authorities, mobilize resources, implement local priorities and sustain the result. Capacity of the partners (VC/CC, rayon/oblast etc.) is strengthened in terms of human resources to implement participatory approach propagated by the Project. Training, exposure visits, dialogues and small grants (for community projects), appropriate institutional mechanisms etc. are used as tools for building capacity.

1.4 Management Arrangement

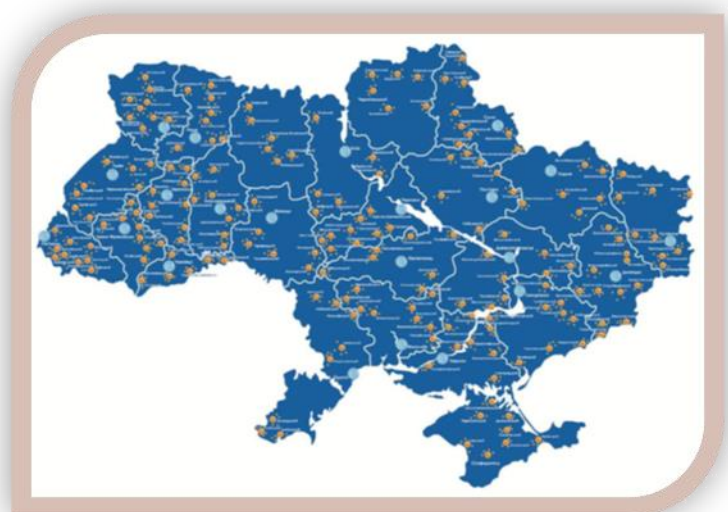
The Project is managed by UNDP/Ukraine under overall guidance of the Deputy Resident Representative and under direct supervision of the Senior Programme Manager. Execution of the Project is done by an implementation team with a central body in Kyiv and 25 regional implementation units, one in each region. Oblast Implementation Units (Regional Community Resource Centres) are further supported by oblast authorities in terms of office premises and human resources. Similarly, each rayon partner has deputed one official for coordination and implementation purpose and has established modest form of district community resource centre. They all together implement local component of the CBA activities. LDF and RCC serve as a guiding body at local and regional level and steering committee of the Project serve as a guiding body at the national level. For timely and quality output, appropriate 'quality supervision committee' (QSC) and 'management information systems' (MIS) are established to make the stakeholders directly involved in the process of monitoring and assessment of the Project activities. Flow of information is bottom-up and participatory. Various forms of media outlets are encouraged for raising public awareness about activities of CBA with a purpose to ensure transparency.

1.5 Project Area

CBA Project works in all oblasts of Ukraine and Autonomous Republic of Crimea covering total of 264 rayons (6-10 rayons in average) and 1106 village/city councils (4-5/rayon in average). Due to conflict in Crimean peninsula, CBA activity was suspended from second quarter of 2014.

LEGEND

- = Oblast/Region
- = Rayon
- = Village/City Council



Chapter 2

REGULAR COMPONENT

Regular component of CBA-II nurtures the methodology of community based local sustainable development that was introduced during first phase of the Project. It includes strengthening of the model in old (CBA-I) communities and expanding it to new territories. By December 2014, target of micro-projects was achieved to the level of 119%. Target of developing key support structures including LDFs, CRCs and RCCs was achieved to 100%. Also target of providing capacity building support to local communities and local state authorities was 100% achieved. Details on this component are described in the following sections and on www.cba.org.ua.

2.1 Establishing Partnership - Target: 24 regions, 200 rayons and 900 local councils. Achievement: 24 regions, 200 rayons and 857 local councils

Establishment of partnership with local/regional authorities through signing of partnership agreement is essential to formalize the role and commitment of the partners and to provide an official basis to work with community organizations.

Establishment of partnership involves a process of public information. Awareness materials related with CBA-II implementation are presented together with video film show, leaflets distribution, PowerPoint presentation and question-answer sessions. It is followed by competition, consultation and formalization. At the sub-national level it involves regional authorities, rayon authorities and local councils (village/city councils with less than 10,000 populations). Competition is based on a set of socio-economic hardship criteria (especially in the area of health, water supply, energy supply and environmental situation), that collectively identify the level of suffering, willingness and commitment. A formal partnership agreement between the level of government and UNDP opens the door for CBA to carry out its activities at that level.

Table – I: Partnership Establishment

SN	Activity	Unit	2011	2012	2013	2014	Total
1	MoU signed with regional authorities	No.	25	-	-	-	25
2	Rayon level partnership						
a	Rayon selected	No.	200	-	-	-	200
	CBA-I rayon	No.	100	-	-	-	100
	New rayon	No.	100	-	-	-	100
	Rayon in reserve	No.	76	-	-	-	76
b	MoU signed with rayon authorities	No.	200	-	-	-	200
3	Local council level partnership						
a	Village councils selected	No.	833	-1	23	2	857
	CBA-I councils	No.	160	0	0	-	160
	New councils	No.	673	-1	23	2	697
	Councils in reserve	No.	382	-	-	-	382
	Council seminar held	No.	833	1	24	-	858

* Regionwise details in Annex – I

In total, partnership was established with 24 oblasts and in ARC; 200 rayons and 857 local councils as of December, 2014. The partnership included 100 new rayons, 697 new local councils and 704 new communities indicating further outreach of CBA methodology in the country. Also, the partnership was almost exclusively rural since 91% of the local councils were village councils and only 9% were either urban type village or small city councils.

2.2 Developing Support Structures - Target: 900 COs, 200 LDFs, 223 CRCs and 25 RCCs. Achievements: 857 COs, 200LDFs, 223CRCs and 25 RCCs

Establishing support structures is one of the important elements of the community based development approach methodology. Appropriate support structures are developed for participatory decision-making and monitoring at all levels of project implementation. Key support structures include community organisation (CO) at local level, local development forum (LDF) and community resource centre at rayon level, regional coordination council (RCC) and community resource centre at regional level.

2.2.1 Community organisation development

Community organisation (CO) is the foundation block for community based approach. It enables community members to get their potentials unleashed through collective action. It also helps governance at local level to become more participatory.

To develop a CO, first a community is selected through open competition. Basis of competition is the hardship facing the community and willingness of the community to help themselves. Thereafter, the community members are sensitized and motivated to get organised.

During the year 4 communities organised to form community organisation, making it total of 857 COs since inception. A total of 460,870 persons from 317,600 households joined the COs as members. The Project expects participation of 80% of households of the community with at least 50% female participation. The actual participation of households turned out to be 85.9% and representation of women in the total membership was 57%. Thus, the project succeeded in making a high outreach to households and to the women in the target communities. Also, about 82% of the COs were new reflecting the fact that CBA-II succeeded in making a wider outreach beyond CBA-I coverage of communities (Table – II).

Table – II: Formation of Community Organizations (Target 900)

SN	Activity	Unit	2011	2012	2013	2014	Total
1	Community selected	No.	782	53	23	1	859
	<i>Old (CBA-I)</i>	No.	145	8	2	-	155
	<i>New</i>	No.	637	45	21	1	704
	Community selected for reserve	No.	568	122	38	-	728
2	No. of COs formed/grafted	No.	702	134	17	4	857
	<i>CBA-I or existing ones</i>	No.	133	8	1	-	142
	<i>Newly formed</i>	No.	569	126	16	4	715
3	Household participation	No.				-	
	<i>Target households</i>	No.	210785	149720	7577	1591	369673
	<i>Participated households</i>	No.	155232	151545	9506	1317	317600
4	Membership	No.	228149	212206	18359	2156	460870
	<i>Male</i>	%	43	43	43	42	43
	<i>Female</i>	%	57	57	57	58	57

* Regionwise details in Annex – II (A), II (B)

The COs must register themselves in a legal form so that they could acquire resources and implement local development initiatives legally. In this pursuit, about 94% of COs preferred the form of public organisation followed by body of self-organisation of population (Table – III).

Table – III: Legal Form of COs*

Legal form	Unit	2011	2012	2013	2014	Total	%
ACMB	No.	0	0	0	0	0	0.0
Public organization	No.	588	193	18	4	803	93.7
BSP	No.	12	23	2	0	37	4.3
Cooperatives	No.	4	0	-1	0	3	0.4
Other	No.	13	3	-2	0	14	1.6
Total		617	219	17	4	857	100.0

* Regionwise details in Annex – III

2.2.2 Establishing local development forum

Local development forum (LDF) is created at rayon level and is expected to facilitate dialogue, coordination, planning and decision-making at local level between the oblast and rayon authorities and communities for promoting community driven local development. Usually LDF consists of RSA and RC heads, heads of village/city councils, heads of relevant departments in RSA/RC, representatives (focal person) of oblast authorities, and heads of CBA/COs.

Target on LDF establishment was fulfilled in 2012 with establishment of 200 LDFs (Table – IV). LDFs held meeting from time to time to discuss and decide upon various issues such as approval of community plans, resource mobilisation, coordination and solving organisation problems facing the COs. 90 LDF meetings were held in various oblasts during the year. 1321 such meetings were held since inception.

Table – IV: Formation and Sitting of LDFs (Target 200 LDFs)

	2011	2012	2013	2014	Total
LDF established	182	18	-	-	200
<i>LDF grafted from CBA-I</i>	96	4	-	-	100
<i>New LDF</i>	86	14	-	-	100
No. of sittings held	226	647	353	90	1316

* Regionwise details in Annex – II (A), II (B)

2.2.3 Regional Coordination Council

Regional coordination council (RCC) is created at region level with an aim to coordinate and facilitate financing of micro-projects. It serves to disseminate information about the Project among officials, monitor activity of the Project in the region and provide consultations on strategic issues of micro-projects' implementation. RCC is chaired by deputy head of oblast state administration or deputy head of oblast council and consists of representatives of rayon administration/council heads, appropriate departments of OSA/OC, selected village/city council heads, CO, NGO and private sector.

During first phase of CBA, 25 RCC were established in all oblasts of Ukraine and in ARC. During second phase of CBA, all 25 RCCs were reconstituted (Table – V). Since inception, RCCs met 100 times to review CBA implementation in the region and to decide upon various issues such as accelerating the pace of implementation, CBA replication, participation in the energy efficiency and rural economic development components, development/approval of appropriate social/economic programmes etc.

Table – V: Grafting and Sittings of RCCs

	2011	2012	2013	2014	Total
RCC grafted	11	13	1	-	25
Sittings held	11	40	39	10	100

* Regionwise details in Annex – II (A), II (B)

2.2.4 Community Resource Centres

To facilitate the functioning of LDF and RCC, a community resource centre is established by the partner rayon authorities and regional authorities. For this purpose, they provide premises and depute a focal person. CBA provides logistic facilities as necessary and trains the focal persons. Resource centres are also important in that they support non-CBA communities in carrying out local development activities in line with CBA methodology – something sought valuable from the perspective of methodology replication.

By 2012, 23 regions and 200 rayons had their community resource centres established. In the regions, resource centres are managed by community development officers (staff of CBA) with support of staff deputed by the regional authorities. In rayons, the resource centres are managed by an official deputed by the rayon leaderships. The resource centres are also provided with premises, equipment and logistic by the regional/rayon authorities. CBA provided equipment and logistics to about 44% of the rayon resource centres on competition basis and to all regional level resource centres to ensure/enhance their effectiveness (Table – VI).

Table – VI: Creation of Resource Centres

	Level of Resource Centre	Target	2011	2012	2013	2014	Total
1	Regional Community Resource Centre	23	23	2	-	-	23 ⁺
2	Rayon Community Resource Centre	200	170	30	-	-	200

* Regionwise details in Annex – II (A), II (B).

⁺ RIUs in Kyiv and ARC are located outside oblast premises

2.3 Capacity Building

Local communities, local authorities and other partners require capacity building support to be able to adopt and practice the approach promoted by the Project. Capacity building involves such activities as training and exposure visits.

During the year, 36 capacity building events were held. In total since inception, 1715 events were held in participation of 8134 CO-executives and 2583 officials of local/regional governments. Through these events, the participants learned skill of managing COs, making participatory planning, preparing micro-project proposal, implementing micro-projects, assessing the COs and conducting public audit etc. (Table – VII).

Table – VII: Trainings Organised

SN	Type of Participants	No. of training					Participants (non-repetition)				
		2011	2012	2013	2014	Total	2011	2012	2013	2014	Total
1	CO executives	648	615	416	36	1715	3714	2176	2007	237	8134
2	Local authorities						1478	352	726	37	2583

* Regionwise details in Annex – IV (A), IV (B)

2.4 Micro-project Implementation

Implementation of micro-projects is a tool to build capacity of local authorities and local communities to jointly plan and implement the vision of local development such that living conditions in rural areas gets improved in a sustainable way. The implementation process also nurtures good governance and helps in addressing critical global and national issues. CBA supports implementation of local priorities termed as 'micro-projects' through small grants based on equity, do-ability, sustainability and cost sharing criteria.

Micro-project implementation is completed, as described below, in 4 steps: planning, approval, implementation and sustainability arrangement.

2.4.1 Planning, prioritization and mainstreaming

Through participatory planning process, the CO-members identify problems of their village they want to solve and prioritize them based on such criteria as *intensity* of need (80% or more households felt it as the first priority), *do-ability* (the micro-project is simple enough to be implemented within capacity of the CO-members), *resource availability* (willingness of donors, community members and local authorities to support the priority), *sustainability* (the beneficiary community should be able to sustain the object/services created). Result is a community development plan (CDP), which is in form of conceptual proposal. Upon its approval from village/city councils, it is submitted to the LDF for review and approval. CDPs from various communities are debated at the LDF meeting and most appropriate plans are approved along with recommendations for rayon budget allocation.

Table – VIII: Community Development Plan

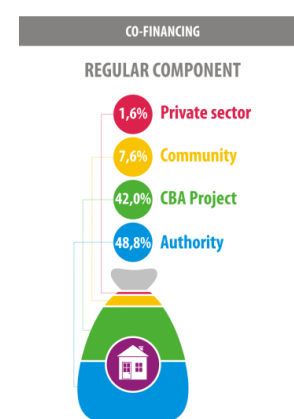
SN	Details	Unit	2011	2012	2013	2014	Total
1	CDPs developed/granted	No.	516	314	2	-	832
2	Sectoral distribution of top priority						
	<i>Energy saving</i>	%	76.1	80.7	-	-	74.6
	<i>Water supply</i>	%	4.0	0.6	-	50	12.6
	<i>Health</i>	%	19.8	18.0	100	50	12.1
	<i>Environment</i>	%	0.1	0.7	-	-	0.7
3	CDPs approved at VC/CC	No.	484	345	3	-	832
4	CDPs approved at LDF	No.	321	489	22	-	832

* Regionwise details in Annex – V

Since inception, 832 COs developed their plan, all of which were approved by local councils and LDF meetings. Almost three-fourth of community priorities were about energy saving/efficiency followed by health and water supply (Table – VIII).

2.4.2 Approval of micro-project proposals

Following to plan approval at LDF, the COs prepare micro-project proposal and submit it to central office of CBA Project for appraisal and approval. A typical proposal includes a set of documents such as technical documentation, cost estimate with proposed cost sharing, commitment letter from stakeholders, protocols of decisions made at various point of time, statute of the CO, bank account evidence, micro-project proposal, result of participatory assessment and/or maturity index, sustainability mechanism etc. The CO-executives go through rigorous learning by doing process while preparing technical documentation and micro-project proposal.



Central office of CBA appraises the proposals submitted by COs and approves them, if found satisfactory. As of December, 2014, 712 MPPs were approved by CBA (Table – IX). Total cost of the approved micro-projects was UAH 127 million, shared among COs (7.6%), CBA (42%), local/regional authorities (48.8%) and private sponsors (1.6%) as given in Chart – II. It reflects local cost sharing more than envisioned from COs, local authorities and private sponsors, thus validating the commitment of the local stakeholders for collective action.

Sectoral distribution of the approved micro-projects shows that highest preference of local stakeholders is for energy sector followed by health and water supply as given below:

- Energy saving - 74.6%
- Health - 12.1%
- Water supply - 12.6%
- Environment - 0.7%

The approved project is expected to benefit about 813, 756 men, women and children (directly & indirectly). In terms of institutional beneficiaries, distribution of approved micro-projects is as follows:

- Schools/kindergartens - 68.2%
- Healthpost - 18.6%
- Local communities - 13.2% (in case of street lighting, water supply, waste collection etc.)

2.4.3 Implementation of micro-project

Approval of micro-project proposals is followed by a series of steps to achieve intended results. CO-members are informed about the approval of their proposal and terms of grant agreement. Signing of grant agreement by responsible CO-official, often takes place during the general meeting. It develops a strong sense of ownership and accountability among the CO-members regarding the resource utilization and timely completion of the work.

Grant agreement enables COs to receive grant money from CBA. COs form a functional group and a tender committee, and announce a tender for selection of contractor. The best bid is chosen by the CO and contract is signed for implementation of the micro-project. As the implementation proceeds, quality supervision committee monitors the works from time to time. Based on the work completion, reporting and verification, total grant amount is released in three tranches. CO-members contribute their part of the share in advance or gradually during the implementation. Other contributors (e.g. local authorities and private sponsors) provide their share in a parallel modality in general. In some cases, they too deposit their share into the account of the COs

Table – IX: Implementation of Micro-Projects

	Activity	Unit	2011	2012	2013	2014	Total
1	MPPs approved	No.	112	550	46	2	712
2	MPPs completed (works done)	No.	-	327 ⁺	312	72	712
3	Public audit conducted	No.	-	247 ⁺	366	95	712
4	O & M funds established	No.	72	467 ⁺	128	51	712
5	Project handed over	No.	-	168 ⁺	430	92	712

* Regionwise details in Annex – VI and VII;+ Revised estimate

As indicated in Table – IX, 712 micro-projects were initiated by December, 2014. In total, 712 micro-projects got completed, underwent public audit before handing over of the object to the owner. During public audit, citizens make final assessment of the quality and quantity of works and financial management. It ensures transparency and accountability in the community. It also builds community ownership on the object created.

2.4.4. Sustainability

Issue of sustainability of the object created/repaired through micro-projects is addressed from various options. Firstly, the COs and relevant local authorities reach a mutual agreement to jointly carry out operation and maintenance of the created/repaired object at the stage of micro-project proposal preparation. Secondly, the COs decided to establish an operation and maintenance fund that would be used any time needed to fix the problem connected with the object. Thirdly, the resulting object is handed over to the owner of the object (local council or rayon department), which is legally responsible for the maintenance. Fourthly, there is a guarantee of maintenance under the term of contract between the CO and service provider.

In above framework, 712 micro-projects completed until December 2014 and had sustainability arrangement, 712 micro-projects were handed over to the object owner (local councils or rayon authorities) (Table – IX).

Box – I: Case of successful community mobilization

Natalia Kondratiuk is one of the activists of the village Antoniny, Khmelnytska oblast. Her community shows a good example how proactive position helps to address the issues, which the village is facing. Being a head of rayon Association of village and town councils, Natalia cared a lot about community welfare and the ways of improving living conditions of her fellow villages. Just as many other Ukrainian villages, Antoniny suffered from underdeveloped social infrastructure, inefficient energy, and budget constraints. Community activists understood that nothing ventured, nothing gained. Back in 2011 the villagers decided to join CBA Project. Since then they have implemented 3 microprojects with the CBA support. While implementing the projects, community members believed in their forces and ability to solve problems. After successful completion of the microprojects community decided to go forward. They cooperate with local authorities and other national and international donors and organisations to tackle other village issues. The total budget of all projects implemented by the community is more than UAH 1 mln, out of them more than UAH 100 ths. were community contributions.

Experience of community Antoniny was recognized this year in terms of the state contest “Best practices of local self-governance”. Proactive position of the villagers was duly appreciated. In the nomination “Energy saving and energy efficiency” the microproject “Innovative street lightning of Antoniny (solar energy)” gained III place.

The contest “Best practices of local self-governance” was organized for the third time by the Ministry of Regional Development in partnership with the Council of Europe Programme “Strengthening the capacities of local authorities in Ukraine”, Association of towns of Ukraine, and All Ukrainian association of village and town councils.

Box – II: Improved conditions for teaching: warm school building for Pavlivka pupils

Inna Dovhopoliuk is one of the activists of the village Pavlivka, Kalynivsky rayon, Vinnytska oblast. The village is situated in a beautiful place in between of rayon and oblast centers. For the last years many young families came back to the village and settled here. Pavlivka became an enliven place. Along with these a need of kindergarten and school emerged. "The old school was too small. We had to adjust premises of a former library to school needs. 2 classrooms were opened there. But the building of the former library was in a bad condition and required reconstruction. Local budget was limited and was not enough to cover all needs," – recalls Inna.

Community of Pavlivka didn't lose hope and thanks to their active position they have found the way out. To address local issues jointly they decided to mobilise and create a community organisation. Thus the CO "Zamozhne selo – Kvitucha Ukraina" was officially registered in October 2013. Being one of the most active villagers with good reputation Inna was trusted to become the head of the organisation. The first steps of the CO were creation of a community development plan and microproject. They have gained the support of local authorities and of EU/UNDP Project CBA and jointly started to work to implement their plan.



Under the support of CBA-II Project the villagers refurbished old building and its' facade. 'The most valuable was to believe that together we can achieve success and overcome all obstacles on our way. It is true that a journey of a thousand miles starts from the first step. Thanks to the Project even the most pessimistic villagers saw that when we work together we will reach the goal'. When the villagers saw the results they decided not to rest on their' oars. It was decided also to replace the roof. Local authorities provided costs from village budget for materials and all the works villagers took upon themselves. Thus the villagers saw that jointly they can solve all problems which their village is facing.

The total cost of the Project was UAH 99,008, out of which the villagers gathered UAH 5,055, local budget provided UAH 73,733, and CBA project issued UAH 20, 220.

Box – III: Micro-projects co-financing in Kirovohrad way

Participation in joint EU/UNDP Project 'Community Based Approach to Local Development' became a turning point for the community of Veselivka village, Kirovohradskyi rayon.

Dwellers of Veselivka village have never standing outside their own problems, while trying to find support from all possible sources, such as village budget, donors, their own money. Using this approach to problem solution they managed renovating village school: changed roof, floor, colored the walls, repairing teaching classes, ballroom, building gas boiler room etc. However, significant amount of work was still needed to make village school comfortable for pupils and teachers.



School premises were still cold in winter time. Because of the old doors and windows the temperature regime in the classes remained low during cold seasons. 96 windows out of 117 didn't open at all and were in a very poor condition. Thus it was decided to replace them with new one. For villagers it seemed to be a task beyond their capacities. But the CBA Project helped them to realize that jointly they can overcome all obstacles on their way.

Thanks to joint efforts of community members, local authorities and CBA Project villagers have replaced more than a half of those windows which were in the most critical condition. In total 63 new windows were installed in terms of the microproject. Moreover, the villagers not only contributed their money for windows procurement and installation, but in order to save costs they did all demolition and finish works.



Local and rayon authorities demonstrated high level of support to villagers and project implementation in general. Thus realising the importance of such projects for sustainable local development, the question of co-financing community initiatives was the first priority during the sessions of rayon councils. The total cost of a microproject was UAH 180800. Out of them villagers provided UAH 10600, village and rayon budgets issued UAH 90000 for the microproject implementation, CBA Project provided UAH 80000 and private sector contributed UAH 200. More than 700 villagers benefited from the microproject implementation. In general village and rayon authorities showed much interest in the CBA methodology and actively participated in such events as regional launching seminars, community meetings etc.

«Today the community organisation of our village is a powerful driving force, which aims to improve living conditions and it has this potential. That is why I have joined the community organisation without any doubts. I have a wonderful opportunity to change something for better in my native village, which is great, because that is the place where I was born, where I grow up and that is the school where I was studying», - says village activist Mr. Bohachenko.

2.5 Experience

Budget constraint facing the partner authorities continued during the second quarter as well. It posed risk for further delay in micro-project implementation. To mitigate the situation, the Project policy of flexible approach under which CBA funding continued with or without cost sharing from local budget. This approach helped completion of several micro-projects which were at critical stage of implementation.

Chapter 3

METHODOLOGY REPLICATION

CBA-II envisions that the community based development methodology will be gradually internalised into the national framework of local development. From this perspective, it supports competent partners at regional/local level to replicate CBA methodology. Besides technical and backstopping support, CBA offers small grant for community projects based on special cost sharing - local/rayon/regional authority – 70%, CBA Project– 25% (up to USD 2600 equivalent in UAH) and community organisation–5%. This component was initiated in 2012 and was expected to continue until 2014. By December, 2014, most of the targets were achieved. More information about the replication component is given at the site: <http://cba.org.ua/en/activities/methodology-revival>.



3.1 Establishment of Partnership - Target 60 rayons, 240 local councils.
Achievement: 64 rayons, 249 local councils

Replication component is being implemented in 21 regions (except ARC, Chernihivska, Kharkivska and Zhytomyrska) since 2012. These regions were selected based on criteria of willingness, socio-economic programmes that allows CBA methodology replication and performance of the region in implementing CBA-I.

64 rayons were selected in 21 regions through competition. Of them, 29 belonged to CBA-I, and 35 rayons were new. Rayon seminar was conducted in all selected rayons to inform the stakeholders regarding principles and procedures of methodology replication. Following to the seminar, partnership agreement was signed with the rayon authorities.

Furthermore, 249 local councils were selected in all replication rayons based on socio-economic hardship criteria. Village level launching seminar was conducted in each local council and partnership agreement was signed (Table - X). Thus, target of partnership with rayons and village councils was achieved in full. In course of implementation, partnership was terminated with a few rayons due to passivity reason and/or lack of financial constraint to support micro-projects.

Table – X: Partnership for Methodology Replication

SN	Activity	Target		Achievement			Total
		Unit	Qty	2012	2013	2014	
1	Rayons selected for partnership	No.	60	61	3		67
	Old (CBA-I) rayons	No.	-	29	0	-	29
	New rayons	No.	-	32	3	-	35
	Rayons in reserve	No.	-	19	1	-	20
2	Partnership agreement signed	No.	-	61	3	-	64+
3	Local Councils selected for partnership	No.	240	243	8	-1	249
	Old VC/CC	No.	-	45	4	-1	48
	New VC/CC	No.	-	198	4	-	201

* Regionwise details in Annex – VIII (A) and (B) + partnership with 3 rayons terminated, effective partnership with 64 rayons only

3.2 Developing Support Structures - Target: 60 LDFs, 60 CRCs, 240 COs. Achievement: 64LDFs, 64 CRCs, 251 COs

Following the procedures as described in section 2.2, development of support structures took place until 2013. Under effect of social mobilisation, 250 selected communities formed 251 COs, registered them with local councils and state registration agency. All 64 rayon authorities established LDF to support joint decision-making and 64 of them established community resource centres to support the implementation of methodology replication (Table –XI).

A total of 120,612 men and women representing 80,305 households got organised to form COs. Participation of households reached 86.2% and that of women participation reached 57%. Like in case of regular component, level of household and female participation was higher than expected in case of methodology replication.

Table – XI: Support Structure Development under Methodology Replication

S N	Activity	Target		Achievement			Total
		Unit	Qty	2012	2013	2014	
1	Community selection	No.	240	239	12	-1	250
	<i>CBA-I community</i>	No.	-	47	-	-2	46
	<i>New community</i>	No.	-	192	12	-2	204
2	COs formed/grafted	No.	240	179	74	-2	251
	<i>CBA-I COs</i>	No.	-	41	5	-2	44
	<i>New COs</i>	No.	-	138	69	-	207
3	CO formalisation	No.					
	<i>Enrolled with VCs/CCs</i>	No.	240	174	79	-2	251
	<i>Legally registered</i>	No.	240	169	84	-2	251
4	Household participation	No.					
	<i>Target households</i>	No.	-	52689	40827	-440	93076
	<i>Participated households</i>	No.	-	39026	41634	-355	80305
5	CO membership	No.	-	52401	69167	-956	120612
	<i>Male members</i>	%	-	42.5	43	43	43
	<i>Female members</i>	%	-	57.5	57	57	57
6	LDFs (formed/grafted)	No.	60	47	17	-	64
	LDF sittings held	No.	-	111	169	63	343
7	CRCs formed/grafted	No.	60	52	12	-	64

* Regionwise details in Annex – VIII (A) and VIII (B)

3.3 Capacity Building

Officials of rayon authorities and local councils are trained from time to time to enable them to be able to replicate CBA methodology on their territory. Similarly, CO-executives are trained in various aspects of methodology implementation. In total since inception, 494 trainings were organized until December, 2014 to train 2124 community members and 619 representatives of local authorities in such areas as planning, micro-project implementation, participatory assessment, public auditing, MP-handover and sustainability (Table – XII). Among the trainees, 63% were female.

Table – XII: Training Under Methodology Replication

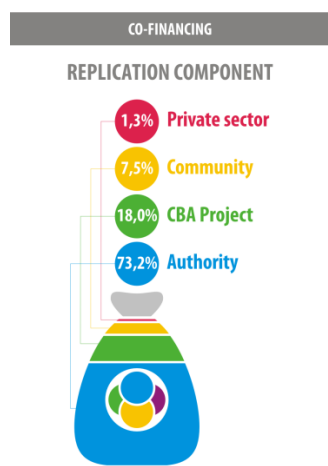
Activity	Target		Achievement			Total
	Unit	Qty.	2012	2013	2014	
Training conducted	No.	-	195	289	14	494
Persons trained (without repetition)	No.	-	1250	1216	277	2743
<i>CO-members</i>	No.	-	926	990	208	2124
<i>Local authorities</i>	No.	-	324	226	69	619

* Regionwise details in Annex – IX

3.4 Community Projects - Target: 240 micro-projects. Achievement: 230 micro-projects

The micro-project support in methodology replication entails a series of steps namely preparation of community development plan; mainstreaming of community plan through approval at LDFs; technical document preparation; micro-project proposal; appraisal and approval of micro-project proposal by CBA; signing of grant agreement, implementation of micro-projects; quality supervision; commissioning and handover and sustainability arrangement.

Since inception, 251 CDPs were prepared by COs and all of them were mainstreamed at LDFs for funding. During the same period, 230 micro-projects were supported by CBA (Table – XIII).



Total cost of 230 micro-projects was UAH 25.1million shared by COs (7.5%), local budget (73.2%) CBA (18%) and private sponsor (1.3%). About 75.7% of the micro-projects were dedicated to energy saving followed by health protection (14.0%), by water supply (8.6%) and environment (1.7%). Schools/kindergartens were the main recipients of micro project support followed by community territories and hospitals. About 245,367 men, women and children are expected to benefit from these micro-projects directly or indirectly.

In total, 200 supported micro-projects were completed as of December, 2014, with public audit conducted (192), and 179 objects handed over to the relevant authorities.

Table – XIII: Micro-project support under methodology replication

SN	Activity	Target		Achievement			Total
		Unit	Qty.	2012	2013	2014	
1	Community development planning						
a	COs with CDP prepared	No.	240	139	114	-2	251
b	CDP approved and mainstreamed	No.	240	130	120	1	251
2	Micro-Project supported	No.	240	67	152	11	230
a	Sectoral distribution						
	Energy efficiency	%	-	74.8	75.3	50	75.2
	Water supply	%	-	9.9	10.8	0	9.1
	Health posts	%	-	13.0	13.3	50	14
	Environment	%	-	2.3	0.6	0	1.7
b	Total cost of approved MPPs	UAH mln	-	8.7	14.2*	0.7	25.1*
	Shared by COs	%	-	6.2	7.2	5	7.5
	Shared by local, rayon, regional authorities	%	-	66.8	74.6	72.7	73.2
	Shared by CBA	%	-	20.8	17.0	18.5	18.0
	Shared by private sponsors	%	-	6.2	1.2	3.8	1.3
c	Beneficiary characteristics						
	Beneficiary population	No.	-	77,420	137,653*	30294	245367
	Institutional beneficiary	No.	-	67	151	11	230
	School/kindergarten (cum.)	%	-	64.2	56.6	26.6	61.3
	Healthpost (cum.)	%	-	16.4	15.1	33.4	15.2
	Local communities (cum.)	%	-	19.4	28.3	40	23.5

d	Post-MP completion status						
	<i>O & M fund created</i>	No.	240	51	121*	51	223
	<i>Work completed</i>	No.	240	32	64*	104	200
	<i>Public audit held</i>	No.	240	9	106*	77	192
	<i>Object handed over</i>	No.	240	9	62*	104	179

* Data revised Regionwise details in Annex – X and XI

Box - IV: Methodology Replication in Ivano-Frankivsk

Ins. Hrabiv, Rozhniativ district, Ivano-Frankivsk region, there exists Secondary School-II with 420 student capacity. Currently, 209 students are receiving education. The school was built in 1978. During each summer since 35 years, teachers, staff, students and their parents, have been carrying out repair and cleaning of classrooms, corridors, furniture and surroundings.

For the past seven years amount of repair work has increased. Parents and sponsors supported replacement of the heating system from coal-based to electricity based (the first in the region), repair of floor and doors, fencing of school area etc. But the biggest problem happened to be the school windows. 35 years old rotten frames with simple glass windows have been posing a danger to the life and health of children.

It is in 2011 the community organisation "Association of social and economic development of village Hrabiv." became a partner of CBA Project under active support of village council head. Active members participated in the training. They learned how to manage the activities of the NGO, to carry out accounting and make financial reporting, to develop micro-project proposal and implement the micro-project.

In line with the plan of the community, the CO developed technical documents, made cost estimate and prepared micro-project proposal to replace 21 windows of the School and achieve the goal of energy saving. The general meeting of the community approved the proposal. It envisioned a cost of UAH 108,100. Local community raised UAH 5,300 and the district officials and local council guaranteed for UAH 47,900. The community requested CBA Project for a grant support of UAH 54,900.

Thanks to the support of CBA Project coordinators and the technicians of Rozhniativ rayon administration, we were able to improve the micro-project proposal with better drawings, construction documents and information work. CBA Project approved the proposal and offered grant and technical support. In general, the work of replacement of windows was conducted properly. Community members helped during implementation. They helped in dismantling of windows, cleaned the territory after the completion of the window-replacement.

"The achievement came through several factors and we learned many lessons," recalls the village head, Chekit Galyna, "Pro-active and friendly people who are always ready to help each other; monitoring of the works of contractor with full responsibility; training and support from CBA Project and the local authorities were crucial for completion of the project. Now that the community has created conditions for a normal training and education of students, students are benefiting from improved learning environment, set temperature, eliminated threat of hypothermia and from the occurrence of cold-borne diseases. With attractive school building, trust in government has increased and people are united. They continue to solve other problems of the village. Implementation of the projects has inspired them and familiarised them with their own potentials".

Members of Community Organisation "Association of social and economic development of village Hrabiv."

Box - V: Pohrebska Community Drabiv Gains Capacity to Solve Local Problems

Pohreby village of Cherkaska region was a common Ukrainian village with a lot of community problems that made their life difficult. Lack of unity among community members and lack of budget fund left the members to wait for a miracle. It happened in 2012 when Pohreby village council won the competition for getting partnership with CBA Project. Within a short period of time the community organized a meeting at which it was decided to get united and create a community organization "Union of Pohreby community members" consisting of 353 active and energetic people – mostly young and middle-aged.

The community members jointly decided that the greatest community need was to replace the old window in Pohrebsky high school-III. Premises school was built 70 years ago and most of the window frames had lost their insulating properties and had become unsuitable for further use.

Training from CBA Project helped the executive members to acquire skill of management, planning and implementation of micro-projects. They developed technical documentation with support of officials of local government, submitted proposal and won the grant. The total project cost was UAH 110,000. Community raised UAH 5,700; contribution of CBA Project was more UAH 21,000 and the remaining funds were allocated from the budgets of all levels.

Community successfully implemented the project "Energy saving in village Pohreby by replacement of windows in of Pohreby secondary school" and replaced 36 old windows with modern energy-efficient windows. It has increased the temperature in the classrooms and has reduced morbidity among school children.

Implementation of energy saving micro-project gave an impetus to the community members. They felt confident that they will be able to solve other community problems one by one through cooperation with local governments and international donors. They drafted a proposal "Improving the provision of health services through the creation of the practice of family medicine" and submitted to German Embassy in 2013. Head of economic department of the German Embassy in Ukraine made a visit to the community to assess the situation. Following the visit, the community received confirmation for a grant of the German Embassy in Ukraine in the amount of UAH 135,000. The total project cost was UAH 180,000 with community contribution UAH 5 thousand and village council contribution UAH 40 thousand. This project includes replacement of the roof, insulation of exterior walls, replacing of window frames and front door, and replacement of the heating system with the installation of modern radiators and gas boiler. It has made it possible to obtain significant savings on heating facility.

Furthermore, the community Pohreby was selected in 2012 to participate in the energy efficiency competition of CBA Project. It has successfully undertaken the project "Reconstruction of heating with a boiler installation pyrolysis in pre-school Pohreby"

Members of Community Organisation "Union of Pohreby community members"

Box - VI: Energy saving measures in a kindergarten (village Misurivka, Khmelnytska oblast)

For community members of village Misurivka Staroselsky rayon Khmelnytska oblast the implementation of microproject in terms of CBA Project became an important step forward to a sustainable development. When the villagers learned about Project's results and impact in other regions they have expressed interest in replication of CBA methodology. So the community members went through all steps such as: definition of main community problems, development and approval of community development plan, preparation of microproject proposal, raising money and implementation of project. Community participated in a replication component which suppose that only up to 30% of a total cost will be provided by CBA Project, while the rest of money should be provided by community members, local authorities and/or private sponsors.

Villagers defined energy saving measures in local kindergarten as the first priority. It was planned to replace old windows and 4 doors. While implementing microproject community and local authorities were facing a number of challenges. The major issue was a budget constraint. Because of a difficult economic situation it was hard for local budget to find costs, but thanks to the proactive position of local authorities and community members they have coped with the problem successfully: people obtained support from local sponsors and meet financial obligations in time.

To implement microproject community has gathered more than UAH 1500, while CBA Project provided more than UAH 6000, and local authorities together with local sponsors provided more than UAH 22000. Now children of village Misurivka are enjoying warm and light rooms, and the refreshed building pleases villagers' eyes.

3.5 Experience

Due to conflict situation in the country, financial crisis increased during the year. As a result, lack of budget with the local authorities remained as the biggest challenge. It seriously affected continuation and completion of micro-projects especially because share of local budget was quite high. CBA Project, on its part released its share in an accelerated pace so as to enable completion of the micro-project, where possible. Also, CBA project initiated mitigation scheme during the quarter to further facilitate the task completion.

Chapter 4

ENERGY EFFICIENCY



CBA Project successfully introduced the concept of innovative technology for raising energy efficiency together with necessity of exploiting renewable energy sources. It was done through training, micro-project implementation and raising public awareness. Also, strategic vision of selected oblast authorities was sharpened for promoting energy efficiency, especially in rural areas and through people's participation.

A total of 357 micro-projects (out of target 300) were undertaken by communities; 6 oblasts undertook updating of regional energy strategy followed by investment in promoting energy efficiency; and more than 4500 people received awareness information on energy efficiency (out of 10,000 target). Thus by December, 2014, target of micro-projects was achieved to the level of 119 %. More information can be found below and at www.cba.org.ua.

Overall objective of the EE component of CBA-II is to enhance local capacity by enabling citizens and local authorities to learn about energy efficiency technologies and use them jointly to solve their energy problems in a sustainable way. This is to be achieved through (a) review and improvement of regional energy efficiency strategies in 6 oblasts; (b) support to 6 regional authorities for preparation of technical documentation; (c) support to 300 pilot micro-projects of energy efficiency based on introduction of micro-scale innovative technology and renewable energy sources; (d) awareness raising campaign reaching 10,000 population.

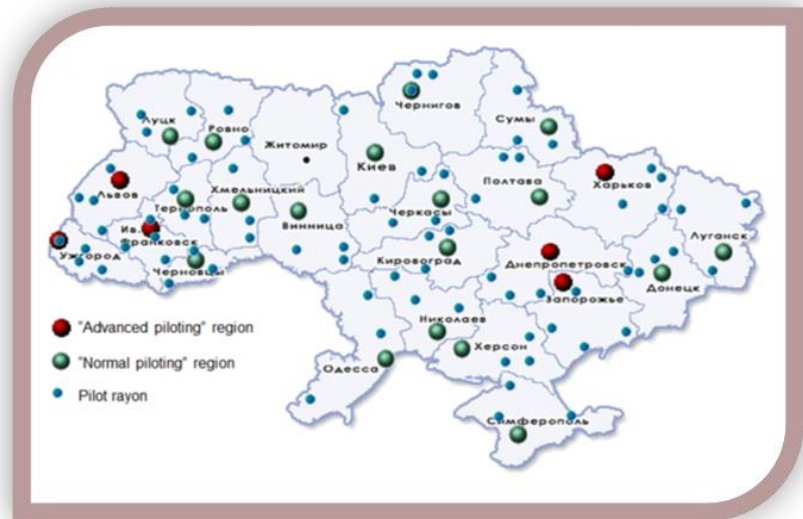
Following activities were carried out as of December, 2014 to achieve the intended results:

4.1 Selection of Pilot Areas - Target – 24 regions; 81 rayons; 162 communities. Achievement – 24 regions, 87 rayons, 203 communities

During April 2012, all regional authorities were invited to participate in the competition for energy efficiency component. The competition was based on such criteria as level of diversification form of renewable energy sources; degree of per capita CO₂ emission; level of commitment of the regional authorities to promote and support energy efficiency in rural area (including through renewable energy sources); level of realization of such plans under mentioned program in the past; level of technical capacity (expertise) of the regional authority to pursue energy efficiency vision; existence of analysis of 'local/renewable energy sources' appropriate for rural areas; existence of the list of budget objects with technical and maintenance information, and performance of the region in implementing CBA methodology. Six regions (Ivano-Frankivska, Lvivska, Kharkivska, Zaporizhia, Zakarpatska and Dnipropetrovska) were selected for advance piloting and the remaining 19 regions were proposed the option of participation in the normal piloting.

Launching seminars of the EE component were organised in 2012 in all 24 regions to explain about details of EE component, terms of partnership, action plan and announcement of competition for pilot rayon selection.

Following to the competition, 87 rayons were selected jointly by CBA and regional authorities to participate in piloting of EE component. The selection utilised such criteria as potential of renewable energy sources in the rayon; no. of rural communities lacking gas supply; no. of rural communal infrastructures facing serious energy inefficiency; availability of special programme & budget to exploit renewable energy opportunities; level of technical capacity (in term of human resource) to work on renewable energy sector; and level of pro-activeness (performance) in implementing CBA methodology.



Map – III. Area of implementation of EE component

Table – XIV: Pilot Area Selection for EE

SN	Activity	Target		Achievement			Total
		Unit	Qty	2012	2013	2014	
1	Region Selection	No.	25	25	-	-	25
a	<i>Advance pilot</i>	No.	6	6	-	-	6
b	<i>Normal pilot</i>	No.	19	19	-	-	19
2	Rayon Selection	No.	81	87	-	-	87
a	<i>Advance pilot</i>	No.	24	24	-	-	24
b	<i>Normal pilot</i>	No.	57	63	-	-	63
3	CO/Community Selection	No.	162	162	-	-	201
a	<i>Advance pilot</i>	No.	48	48	-	-	48
b	<i>Normal pilot</i>	No.	114	114	-	-	153

* Regionwise details in Annex – XII (A) and (B)

EE launching seminars were conducted in all pilot rayons and competition was announced for micro-project idea. 201 communities that submitted satisfactory proposal on utilisation of innovative energy technology and strong SN commitment were selected for EE piloting.

Also in terms of special EE piloting, mobile laboratories for energy audit were procured in Lviv and Zaporizhia. Special trainings started to prepare specialists to work with the equipment of mobile laboratory procured with a support of CBA Project. Starting from the 15th of December in National University "Lvivska Politechnika" a training for exploitation of energy audit equipment will be held for experts. Under a contest based selection 13 specialists were selected for training. After completion of the training several of them will be recommended to work as energy auditors in communal enterprise Technical Inventory Bureau of Oblast council.



4.2 Capacity Building

CO-members and local/regional authorities in EE pilot areas were provided trainings/exposures to enable them to acquire skill/knowledge to understand the vision of EE component and implement various aspects of the vision. Specifically it included concept of energy efficiency, technologies available to enhance efficiency, renewable energy sources, energy planning, CBA methodology to implement EE-micro-projects etc. During the year 2014, 140 trainings were conducted, 1380 persons in total received capacity building support (among them - 1175 CO-executives and 205 state local authorities). In total, 5, 036 CO-executives and 1,590 state/elected officials received capacity building support since inception (Table – XV). Of the trained persons, 56.3% were female.

Table – XV: Capacity Building Under EE Component

Activity	Target		Achievement			Total
	Unit	Qty.	2012	2013	2014	
Training conducted	No.	-	-	329	140	469
Persons trained (without repetition)	No.	-	-	5246	1380	6626
CO-members	No.	-	-	3861	1175	5036
Local authorities	No.	-	-	1385	205	1590

* Regionwise details in Annex – XII(A), XII (B)

4.3 Micro-project Support

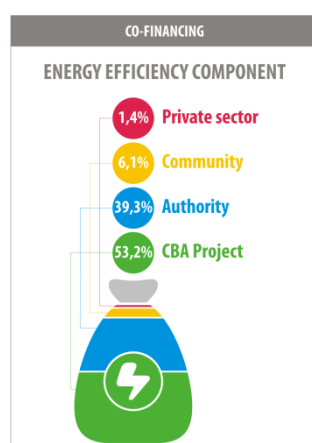
Under EE-component, MP-support provided to local communities carries three features:

- Complex type EE- micro-project that strictly observes norm of innovative energy efficiency/ renewable energy technology, energy auditing (before and after implementation of MP) and complex technical documentation that go through sophisticated approval process. CBA shares 70% of the cost up to \$ 20,000 while local cost sharing is 30% including 5% from CO and 25% from local budget;
- Standard type EE- micro-project that observes normal form of energy efficiency technology and standard technical documentation, approval and funding mechanism. Thus, CBA shares 50% of the cost up to \$ 10,000 while local cost sharing is 50% including 5% from CO and 45% from local budget;
- Replication type EE-micro-project that observes normal form of innovative energy efficiency technology and normal technical documentation and standard approval and reduced funding mechanism. Thus, CBA shares 25% of the cost up to \$ 2,600 while local cost sharing is 75% including 5% from CO and 70% from local budget;

Table – XVI: Energy efficiency micro-project implementation*

S N	Activity	Target		Achievement			Total
		Unit	Qty	2012	2013	2014	
1	Micro-projects approved	No.	300	118	157	82	357
a	Complexity feature and funding type						
	<i>Complex type</i>	No.	-	-	148	82	230
	<i>Standard type</i>	No.	-	109	3	-	112
	<i>Replication type</i>	No.	-	9	6	-	15
2	Total cost of approved MPs	UAH ml		13.5	46.0	22	81.5
a	<i>Shared by COs</i>	%	5	5.0	5.5	7.4	6.1
b	<i>Shared by local budget</i>	%	25	43.0	42.7	26.5	39.3
c	<i>Shared by CBA</i>	%	70	50.0	50.7	61.6	53.2
d	<i>Shared by private sponsors)</i>	%	-	2.0	1.1	4.5	1.4
3	Beneficiary characteristics						
a	<i>Beneficiary population</i>	No.	-	126,417	110300	113175	349,892
b	<i>Institutional beneficiary</i>	No.	-	118	157		357
	School/kindergarten (cum.)	No.	-	33	77**	51.2	152
	Health facility (cum.)	No.	-	12	9	8.5	28
	Local communities (cum.)	No.	-	73	71	40.3	177
c	Post-MP completion status						
	<i>O & M fund created</i>	No.		118	157	80	357
	<i>Work completed</i>	No.	-	-	145	147	292
	<i>Public audit held</i>	No.			145	143	288
	<i>Object handed over</i>	No.			145	125	270

* Regional details in Annex – XII (A) and Annex XII (B)**data revised



During the year 2014, 147 microprojects got completed; 92 microprojects underwent public auditing; 70 MPs had maintenance fund established by the COs; and 125 MPs were handed over to their owners.

By December, 2014, CBA supported 357 micro-projects thereby reaching 119% of the target. Overall contribution of CBA in the total cost was 53.2% with local authorities and COs making 39.3% and 6.1% contribution respectively. Private businesses made donation up to 1.4% of the total cost (Table – XVI). Among the MPs supported, 292 got completed; 357 had maintenance fund established by the COs; 288 MPs underwent public auditing and 270 of them were handed over to their owners.

Experience

Energy efficiency MPs succeeded in attracting attention of local stakeholders due to their potential value in reducing energy bills and pollution; and improving quality of education in schools & kindergarten, public health services and public safety. However, implementation of MPs remained slow due to lack of local budget contribution. To mitigate the problem, CBA Project adopted procedures that reduced number of tranches (from three to two), increased amount of first tranche (up to 90%) and accelerated the pace of its support to enable contractors to continue their works smoothly. Also, a vision was developed to complete/close the MP implementation with/without local budget and if necessary, with additional grant from CBA.

4.4 Updating of Regional Energy Strategy - Target: 6 reports. Achievement: 6 reports

Over a period of mid-2012 to mid-2013, task of updating of regional energy strategy was undertaken in 6 advance pilot oblasts (Zakarpatska, Dnipropetrovska, Kharkivska, Lvivska, Ivano-Frankivska and Zaporizhka). It entailed a series of events including training of regional authorities, basic information collection and analysis; consensus on vision and methodology of updating regional energy strategy; collection of additional data and information; Information analysis and report preparation; finalisation of the report and formal submission to the regional authorities; discussion on the report/recommendations at oblast council meeting and decision of the oblast authorities to utilise the recommendations during current phase and/or during the forthcoming strategy phase 2015-20. Thus, the results included improvement in the current energy strategy of the oblasts or a concept paper (with a set of recommendations) to be used during preparation of next phase of regional energy strategy.

The energy strategy improvement produced a positive impact on the programme of the oblasts. In principle they recognised the necessity of including into their strategy the micro-level interventions in the rural areas to promote innovative energy technology renewable energy sources in community participation. Besides, they approved small programme to support this vision in current strategy period.

4.5 Technical Documentation Support - Target: 6 projects. Achievement: 6 projects

Following to the updating of regional energy efficiency strategy, the oblast authorities were offered opportunity to plan for larger investment in the area of energy efficiency and in line with recommendations in the updated energy strategy. It included preparation of technical documentation for larger investment and/or implementation of micro-project that would support promotion of energy efficiency in the region. This offer involved technical support from CBA to the oblast authorities on cost sharing basis - 60% from regional authorities and 40% from CBA, limited to US \$ 40,000 equivalent.

In the spirit of recommendations for regional energy strategy, oblast authorities of the advance pilot oblasts submitted their proposals which included 6 technical documentation and 3 mobile laboratories for energy audit (Table – XVII). Total cost of this support was UAH 4.2 million of which CBA share included UAH 1.6 million (38.2%). The proposals were reviewed and approved for CBA support. Accordingly letter of agreement was signed with oblast authorities and support was initiated during 3rd quarter of 2013. Tender was called and vendors were selected jointly by CBA, UNDP and blast authorities.

The activity implementation continued through the year 2014. Until December, 2014, CBA released 100% of its committed amount while regional authorities released 51.9% of their share in the cost. The activities successfully completed till the end of the year 2014.

Table - XVII: Technical Support for Investment on Regional Energy Efficiency (UAH '000)

Region	Purpose	Budget and Cost Sharing (UAH)			Progress/Expenditure (UAH)		
		Total Cost	CBA	Oblast	CBA	Oblast	Total
Dnipropetrovska	Mobile Laboratory	455,758	184,458	271,300	191,140	271,300	462,440
	Technical Documentation	353,400	142,710	210,690	142,710	20,000	162,710
	<i>Sub-total</i>	<i>809,158</i>	<i>327,168</i>	<i>481,990</i>	<i>333,850</i>	<i>291,300</i>	<i>625,150</i>
Zaporizhka	Energy map	166,945	1,945	165,000	0	0	0
	Mobile Laboratory	633,054	318,054	315,000	464,797	315,000	779,797
	<i>Sub-total</i>	<i>799,999</i>	<i>319,999</i>	<i>480,000</i>	<i>464,797</i>	<i>315,000</i>	<i>779,797</i>
Kharkivska	Technical Documentation	900,000	320,000	580,000	320,000	380,000	700,000
Lvivska	Mobile Laboratory	490,000	320,000	170,000	231,000	0	231,000
	Technical Documentation	500,000	0	500,000	0	360,000	360,000
	<i>Sub-total</i>	<i>990,000</i>	<i>320,000</i>	<i>670,000</i>	<i>231,000</i>	<i>360,000</i>	<i>591,000</i>
Ivano-Frankivska	Technical Documentation	800,000	320,000	480,000	0	0	0
Zakarpatska	Technical Documentation	800,000	319,000	481,000	269,820	0	269,820
Total	Amount	4,199,157	1,606,167	2,592,990	1,619,467	1,346,300	2,965,767
	%	100.0	38.2	61.8	38.5	32.1	70.6

Experience

Further delay is expected in completion of the activities due to reasons including – (a) selection of a company yet to be finalised; (b) hesitation of the selected companies to move with the tasks fast due to weakened UAH; (c) widespread change in oblast and rayon level leaderships due to conflict in the country thereby causing shift in their priority; (d) financial constraint making the authorities unable to support the activity.

4.7 Raising Public Awareness on Energy Efficiency - Target – 10,000 persons; Achievement – more than 10,000

During 2014 various activities of raising public awareness on energy efficiency were undertaken. In 2014, 67 events on raising public awareness on energy efficiency component were conducted. In the framework of these events CBA communities, local councils, rayon authorities and regional authorities were informed again about the necessity and measures of raising energy efficiency. In total, since inception of second phase, 199 events on raising public awareness on energy efficiency were undertaken since inception. Details about some events of raising public awareness on energy efficiency are given hereunder.

On October 29, 2014 an exposure visit aimed to raise public awareness on energy efficiency in the region took place in



Odesa oblast. Representatives of oblast and rayon authorities, local self-government bodies, community organisations visited communities of village Odradove in Rozdilyansky rayon, and of village Konopliane in Ivanivsky rayon. Participants of the exposure visit learned about successful practices of energy efficient microprojects' implementation and exchanged their experience regarding participatory governance.

In village Odradove Head of community organisation "Nadia-2012" Volodymyr Kaysyn told about successful implementation of energy efficient microprojects. The first community meeting of the village took place in 2011 during which it was decided to form and register

community organisation and to join CBA Project. Under CBA support they have restored a water supply system in the village. The total cost of the project was 160,454.60 which was shared by CBA Project, local authorities and community members. Visible results – water in the village – gave a jump start to a community. They decided to go on to improve living conditions in the village. They initiated to restore street lighting using innovative energy efficient technologies. As a result villagers save money as the street lighting works from the sun energy.

After this, participants visited community of village Konopliane. Under CBA support villagers have renovated local healthpost in 2011. This project motivated villagers to implement other initiatives. Among their priorities was improvement of heating system in a local kindergarten. It was decided to use innovative energy efficient technologies. Together with CBA Project and local authorities they have installed a new modular boiler in the kindergarten, thanks to which its premises are warm during winter. During exposure visit participants learned on practice about benefits of innovative energy efficient technologies and their implementation. They have also received practical advises on maintenance of the equipment.

Box –VII: Raising Awareness on Energy Efficiency: Experience of Ivano-Frankivska Oblast

In terms of the Raising public awareness campaign regarding Energy Efficiency, during first half of September 2014 two exposure seminars were held in Ivano-Frankivska oblast. On the 9th of September representatives of community organisations, local authorities and representatives from media from Rozhniv rayon on practice saw how energy efficient technologies work in social infrastructure. On the 15th of September a training was held in village Mariyampil for heads of village councils, heads of community organisations of Halytsky rayon and pupils of a local school.



During the exposure visit on the 9th of September to Kosivsky rayon, participants visited kindergarten “Sonechko” which at the end of August 2014 installed solar electric station with a power of 9,6 kW. Now thanks to a mini-SPS, the need of the kindergarten in energy is satisfied. In a sunny weather they even supply other state-funded organisation of this village with energy. During the training heads of community organisations “Dbailyvy Hospodar” (village Rozhniv), “Dobrobut Tiudova” (village Tiudiv), “Hutsulska Fundatsia” (village Yavoriv) shared their own experience of implementing energy efficient microprojects in their own communities.



During the training in Mariyampil on the 15th of September, not only representatives from local authorities and community organisations learned about benefits of renewable energy, but also children from a local school. Along with theoretical knowledge, participants learned on practice how energy efficient technologies work. For this they have visited local healthpost, where the system of hot water supply was installed which works from solar energy.



Besides discussions of the benefits of green energy, also were discussed the possibilities and perspectives of implementing energy efficient microprojects. Thus community organisations in close cooperation with local authorities and CBA Project continue raising public awareness regarding innovative energy efficient technologies.

Box – VIII: Raising Public Awareness on Green Energy Through Contest for Children



In local schools of Koretsky, Sarnensky, Dubensky rayon of Rivne oblast a contest among pupils for best pictures “Energy efficiency: how children see it” was held in October, 2014. The contest was aimed to raise public awareness how to use energy sources effectively. The contest was organized under the support of rayon community resource center of EU/UNDP Project “Community Based Approach-II”. In total more than 70 children works were submitted for the contest. In an artistic manner children illustrated how they see the problem of energy saving. Among all the works the contest committee selected best works and their authors received prizes. Upon the results of the contest on the 13 of November an exhibition of children works was opened in city Korets.

Box – IX: Energy efficient heating in Myslyatyn kindergarten “Kalynka” (Khmelnyska oblast)

Valentyna Korniyuchuk is one of the activists who were always concerned about problems of their native village Myslyatyn. It is a far distant rural community of Khmelnytska oblast Izyslavsky rayon. Just like many other Ukrainian villages it suffers from the same problems such as underdeveloped local social infrastructure, energy efficiency, and budget constraints. Six years ago community members of Myslyatyn joined CBA Project and realized that jointly they can manage a lot of issues. They mobilized into a community organisation “Myslyatyn-Evrodim”. Under the project support they have renovated local school and also installed new windows and doors in a kindergarten. Villagers didn’t want to stop and decided to go an extra mile to change their living conditions for better.

Being a head of the local kindergarten “Kalynka”, Valentyna recalls that she and parents were always concerned about low temperature in the premises. Many children caught cold in winter. Valentyna together with other community members decided to change the situation and to make the kindergarten a warm and cozy place for children. It was jointly decided to renovate its heating system.

Though the community had previous experience of microprojects’ implementation, the installation of the heating system turned to be a new challenge. To be in tune with the times villagers together with local authorities decided to implement innovative energy efficient technologies. Alternative energy sources are not only ecology friendly, but also guarantee energy security and help to save on bills. It was decided to install a heating pump. The idea seemed to be attractive yet had raised many doubts. “At the very beginning we were worried whether it would be possible to implement a theory into practice and get a positive result,” says Valentyna. During 2013-2014 community activists together with local authorities worked under microproject. They were involved in each step of implementation: preparation of complicated technical documentation, cost estimation, tender procedures, monitoring on workflow progress, issuing their share with accordance to cost sharing.



At the end of 2014 the project was finally fulfilled, first positive results came, and the new heating system exploitation has already begun. According to the preliminary calculations during heating season around UAH15000 will be saved by the kindergarten. This is one half of the total sum which was spent last year on heating. It is expected that the project with total cost of UAH 123,5 ths. will pay in 7-8 years.


As Valentyna Korniychuk said: "The most valuable is the experience which we gained. Jointly we can implement big ambitious projects". Now the kindergarten is a warm and comfortable place for children.



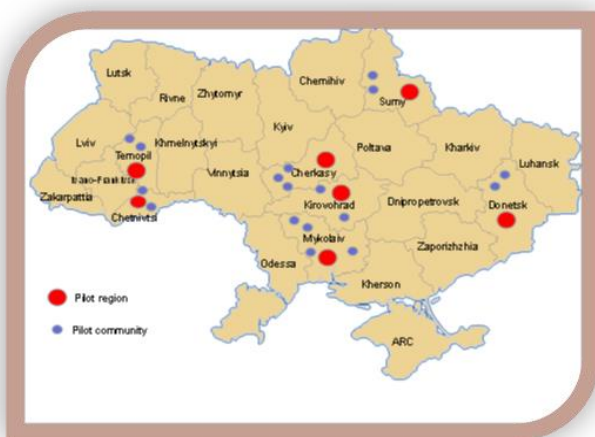
Chapter 5

RURAL ECONOMIC DEVELOPMENT

RED component aims to pilot community based approach of agricultural service cooperatives development and creation of opportunity for employment and income among rural poor. By December 2014, 100% of the target of cooperative development was achieved. 14 of 16 cooperatives completed first round of economic initiatives and more of them proceeded with second round of initiative implementation. The pilot has showed promising results and there is demand for more CBA type cooperatives in the regions. More information can be found below and at <http://cba.org.ua/en/activities/rural-economic-development>.



5.1 Pilot Area Selection



Rural economic development (RED) component CBA-II promotes non-profit multi-functional agricultural service cooperatives (ASCs) for creating employment and income opportunities in rural areas. It targets low-income households and assists them in getting organized into ASC and in bringing added value to local products through efficient production, packaging and shared marketing.

RED component was launched in mid-March 2012. By September 2014, 17 communities were selected in 7 oblasts based (Mykolaivska – 4, Cherkaska – 3, Kirovohradska – 2, Donetska – 2, Sumska – 2, Ternopilska – 2 and Chernivetska – 2) on such criteria as (a) level of unemployment and poverty, (b) level of community

members willing to join cooperative and undertake economic activities, and (c) commitment of local government to support cooperative activities.

5.2 Cooperative Development - Target – 17 cooperative. Achievement – 16 cooperative

In total 17 ASCs were developed since inception and thereby reaching 100% of the target. During the year, one cooperative was terminated in Chernivtsi region, leaving 16 cooperatives in total. These cooperatives were registered in form of non-profit multi-functional agricultural service cooperatives under new legislation of 2013. All ASCs enrolled themselves with their respective local councils from the perspective of forming linkage.

A total of 1,491 men/women from 1,018 target households joined the cooperatives representing 40.5% of the target households and reflecting average membership of 62 households per cooperative. By virtue of CBA process, eligible low-income households are identified in the selected communities. Of them, the households which are willing and able to participate in the cooperatives are considered as target households for the purpose of piloting.

Table – XVIII: Cooperative Development

SN	Activity	Unit	Target All Years	Achievement			Total
				2012	2013	2014	
1	Community selected	Number	17	-	15	1	16
a	CBA community	Number	-	-	11	1	12
b	Non-CBA community	Number	-	-	4	-	4
2	Cooperative development	Number	17	-	15	1	16
a	Target households	Number	-	-	2368	211	2579
b	Participated households	Number	-	-	928	90	1018
c	Members	Number	-	-	1313	178	1491
3	Priority area of the cooperatives						
a	Dairy (milk collection, chilling, supply)	Number	-	-	3	-	3
b	Vegetable farming (equipment, storage)	Number	-	-	5	1	8
c	Fruit cultivation (equipment, storage)	Number	-	-	1	-	3
d	Meat and egg (equipment, storage)	Number	-	-	1	-	1
e	Input-output marketing	Number	-	-	1	-	1
f	Others				4	-	4
4	Cooperative registered formally	Number	-	-	15	1	16
5	Cooperative enrolled with local council	Number	-	-	15	1	16

* Regionwise details in Annex – XV A and XV B

5.3 Capacity Development

Since inception, 100 training events were held through which 1478 coop-executive members and 203 officials of local authorities were trained in various subjects related with RED (Table – XIX).


Table – XIX: Capacity Development

Activity	Unit	Target All Years	Achievement			Total
			2012	2013	2014	
Training organised	No.	-	-	94	6	100
Coop-members trained		-	-	1317	161	1478
Local authorities trained		-	-	174	29	203
Technical information centre supported		-	-	15	1	16

* Regionwise details in Annex – XV (A), XV (B)

By December, 2014, all 16 cooperatives established technical resource centres so as to secure and disseminate technology/information beneficial to economic wellbeing of the members. In all cases, local government availed premises for TICs. CBA supported such TICs in term of equipment/logistics (e.g. computer, printer, scanner, internet-equipment, furniture etc.) and facilitated linkage with technology/information providers.

Box – X: A new Technical Informational Centre was created in ASC “Molochnyk”, Mykolaiv oblast



ASC “Molochnyk” in village Yuriivka, Snigurivsky rayon opened a Technical Information Center during July 2014 for the needs of cooperative. During the community meeting it was decided to place the centre in a local school, in one of the free cabinets. Villagers jointly refurbished the room. Thanks to the CBA Project support they procured furniture and necessary office equipment. Currently the cooperative has all working conditions: “We have a lot of plans for future. We will do our best to work effectively and be sustainable. Thanks to the project we have gained new valuable knowledge and we hope that soon we will be able also to share our own experience with other communities” – underlined Stanislav Liubov, head of ASC “Molochnyk”.

Box – XI: Experience exchange: seminar on ASC activity in Sumska oblast



On 29th September 2014 a seminar on cooperative movement was held in Burynskyi rayon, Sumska oblast. Representatives of Burynska rayon administration, representatives of the department of agro-industrial complex of Sumska oblast state administration and representatives of veterinary department participated in the event. During the seminar, activists of service agriculture cooperative 'Chernechoslobidskyi' presented its experience in promoting cooperative development of Sumska oblast. Participants of the event explored experience of agriculture service cooperative functioning, discussed risks and challenges faced by cooperative in its activity. Cooperative members have opportunity to sell their milk products for higher prices than other villagers of Chernecha Sloboda.

Maksym Andrienko, Head of the cooperative said: *'Nothing can be taken from nowhere. Before we got this opportunity to start this cooperative, our community implemented three micro projects on water supply in cooperation with CBA Project. These microprojects helped us to get necessary experience in cooperation and mobilization. Cooperative is a next step in community's activity, even though, it is much more complicated in organization and finance aspects than the previous ones. However, it is necessary to work with people on constant basis, and then good results will be achieved'*.

Currently, ASC 'Chernechoslobidskyi' implements second microproject devoted to purchase of special machinery for land cultivation and procurement of forage for the cattle.

Box – XII: Capacity Building: ACS Development and Sharing CBA Experience on RED Methodology



On 23-24 July 2014 regional community development officers Anna Babkova (Cherkasy oblast) and Liudmila Shynkarenko (Donetsk/Chernihiv) participated in training seminar devoted to ASC development. Various issues surfaced during the seminar e.g. special form of agricultural service cooperatives, financial activity and financial management, attracting investments and sustainability of cooperatives beyond external support; practicality of existing legislation on cooperatives and others. Representatives of joint EU/UNDP Project Community Based Approach shared their experience regarding rural economic development methodology. Representatives of respective departments of agriculture development from various oblast

state administrations and oblast advisory services took part in the seminar.

A special session was devoted to fundraising issue, and participants discussed one of the key questions – where to find finance resources to start cooperative. Representatives of donors' organization were also invited to participate in the session. The CBA CDOs from Cherkaska and Donetska oblasts made a presentation on main principles of CBA methodology in rural economic development component, and shared experience of CBA Project in the realm of establishment and development of agriculture service cooperatives in Donetska and Cherkaska oblasts.

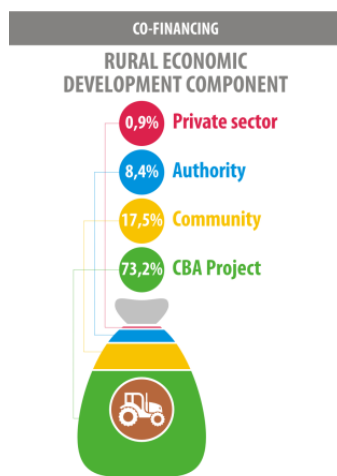
Mr. Roman Korinets, President of the National Association of Agriculture Advisory Services announced competition of one-day teaching trainings among communities to prepare local instructors on cooperative development.

More about the seminar can be found here <http://www.dorada.org.ua/nasha-diyalnist/zakhodi.html>

5.4 Implementation of Economic Initiatives

The ASCs continue undertaking economic initiatives to ameliorate economic wellbeing of their members. During the year, 12 micro-project proposals were approved by CBA to support the cooperatives, making it total 27 since inception. By December, 2014, 14 ASCs completed their first micro-project and ventured into the second.

Most of the economic initiatives were related with vegetable farming followed by dairy and fruit cultivation as reflected below. CBA support included purchase of equipment (e.g. tractor & accessories, milk chilling vat) or establishment of structures (e.g. green house) that boosted agro-production/processing through enhanced service availability.



Total cost of these micro-projects was UAH 5,4 million (average cost of UAH 218,455). This cost was share by the cooperatives (17.5%), CBA (73.8 %), local authorities (8.3 %) and private sponsors (0.9%) respectively.

Before undertaking an economic initiative, the ASCs prepare economic development plan (EDP) in participation of their members. EDPs are shared with the respective local authorities in order to mainstreaming of the plan and resource mobilization. Based on the approved plan, ASCs prepared technical documentation (business plan) and micro-project proposal. When necessary, they utilized services of local experts, sought support of relevant departments of local authorities and received assistance from CBA staffs for it. Often the local authorities and private sponsors came forward, for supporting the approved plan.

Table – XX: Micro-project Implementation

Activity	Unit	Target All Years	Achievement			Total
			2012	2013	2014	
Economic development plan prepared	No.	-	-	15	1	16
EDP mainstreamed at LDF	No.	-	-	15	1	16
MP proposal approved & supported	No.	17	-	15	12	27
<i>Purchase of equipment</i>	No.	-	-	12	8	20
<i>Others</i>	No.	-	-	3	4	7
Total cost of micro-projects	UAH mln	-	-	3.6 ⁺	1,8	5,4
<i>Shared by cooperative</i>	%	30	-	18.1	14,9	17
<i>Shared by CBA</i>	%	70	-	69.3	80,2	74.2
<i>Shared by private sponsors</i>	%	-	-	2.6	-	1.8
<i>Local budget contribution</i>	%	-	-	10.0	2,9	7.1
Beneficiary of economic initiatives						
<i>Households</i>	No.	-	-	2368	211	2579
Direct	No.	-	-	928	90	1018
Indirect	No.	-	-	1440	121	1561
<i>Population</i>				2678	88	2766
Male				1284	112	1360
Female				1394	12	1406
Micro-project completed	No.	-	-	14	-	20

* Regionwise details in Annex – XV A, XV B;

+ Data revised

Longer term impact of micro-projects was expected in terms of employment and income. However, the completed micro-projects demonstrated immediate results that the ASC-members received in terms of (i) reduced cost of service received (i.e. savings), (ii) increased production due to expansion of business, timely availability of inputs/services and better advice/technology, (iii) higher price of the products.

Box - XIII: Low-Income Families Save while Receiving Agro-Services from Their Cooperative

Non-profit multifunctional agricultural service cooperative "Phoenix" village Nahirne" (Zhashkivskiyi district, Cherkassy Oblast) was created within the framework of CBA-II" and registered on May 22, 2013. It was intense moment to gather the villagers and inform them for cooperation with CBA Project because the villagers had no experience in cooperating with any international project. Our next challenge was to identify a genuine person to lead the cooperative. During a general meeting Gavryliuk Vyacheslav Volodymyrovych was selected to lead the initiative group. By education he was a lawyer and his father was the chairman of the collective farm at the time the Soviet Union. But he hesitated long enough. He did carry desire to improve the economic situation of the fellow villagers but hesitated to take responsibility for it. Finally he accepted the proposal of the villagers. The initiative team conducted a survey of 211 households and classified 89 families as poor. Of 89 households, 56 households were willing to unite around the idea of creating an agricultural service cooperative. They were re-surveyed to determine the areas of economic development to be supported by the cooperative. Accordingly, following areas appeared as potential ones:

- Services related with soil preparation for crop production, crop protection; harvesting and threshing;
- Services for the processing of agricultural products (grinding, extruding, spinning oils from oil seeds, processing of feed, granulation, etc.)
- Services of storage, grading, drying, cleaning, packing, packaging, transport, pre-processing and marketing of agricultural products, including livestock feed needs;
- Input supply for members e.g. fuels and lubricants, seeds and crop protection products.

At the meeting of the cooperative, members went through a poll to approve the concept of economic development.

The initiative group had more difficult tasks such as to study the law of development cooperation; to participate in trainings organized by Cherkassy unit of CBA; to assist in training provided by Uman National University of Horticulture; to develop the Charter and rules; to approve applications for cooperative membership; to recruit staffs, to develop business plan and more....

A big thanks to the Project for supporting Technical and Information Center by providing office equipment and teaching materials, without which it would be very difficult to implement the plan. Still want to mark the active assistance of Zhashkiv district administration and district council in support of community initiatives. Through their commitment and perseverance, they held several local development forums and round tables, so ASC "Phoenix" was registered in 10 days with all the registry structures. In addition, the district authorities and oblast authorities have developed and adopted a program to support "agricultural service cooperative" and allocated UAH 15,000 and UAH 14,285 respectively. Now there is a problem with the passage of these funds in the Treasury, but we believe that this issue will soon be resolved.

In October 2013 ASC "Phoenix" purchased tractor, tiller and plow. In 2013 itself, the cooperative provided services to 32 members by ploughing 51.3ha. of land at competitive price (of UAH 6 per 0,1 ha which helps to save UAH 9 per 0.1 ha) that brought significant saving to each beneficiary household. Besides, the ASC served members with processing of gardens, supply of fuel, cultivation, sale of crops (at a price above market rate. Thus we see that our cooperative is very useful in creating employment and raising the income of low-income households in Nahirne village.

Members of ASC Phoenix

Box - XIV: The Cooperative Revives People's Hope for Better Life



The idea of creating an agricultural service cooperative occurred among the residents of Chemeryske village five years ago. Rural households those days still retained enough cattle and faced a problem of preserving milk quality and sale of milk.

On October 25, 2009 general meeting of the community decided to create ASC "Prolisok". The community chose Olga G. Kostenko as chairman of the cooperative. Olga had extensive experience in agriculture and who served for a long time as chief accountant of the local collective farm. On 9 December 2009 the cooperative was registered

with government agencies. The members of the cooperative immediately began work in the direction of milk processing and sale. They intended to participate in the government program on support for agricultural service cooperatives and get a milk-chilling car. But it proved to be unlucky. The idea was not supported by the cooperative. Hope for a better life began to fade. Due to lack of profitable opportunities of milk, cooperative members one by one began to sell cattle. Farmers were depressed and disappointed. They stopped believing in agricultural cooperatives. The cooperative did not commence in action and remained only on paper.

But the head of ASC "Prolisok" did not lose optimism. "I sought other opportunities to support a spark of hope in the minds of the residents" says Olga, "when Zvenigorod district took part in the rural economic development component of CBA Project, Chemeryske became one of the first communities to apply for participation but it was selected as reserve community only. Despite this disappointment, we submitted application for participation in the competition "Small Grants -2013" offered by the Ministry of Foreign Affairs of Poland "Polish Aid". Our cooperative won the grant in the amount of 11,100 euros (117327 UAH) and purchased a tractor MTZ-82 to provide services to its members".

People still waited for their chance to join CBA Project. The waiting was over when one of CBA communities denied participation and the long-lived anxiety was over. Chemeryske joined CBA-II and started a new life. Counselling, training, meetings, surveys, questionnaires and meeting again! First, it was necessary to give a second wind to ASC "Prolisok" - to amend the articles of association, register them in the way prescribed by new legislation to obtain non-profit status. On May 5, 2013 Members of ASC "Prolisok" supported the idea of targeting rural poor families. Of the 119 households, 54 low income households joined the cooperative. The next step was to identify areas of economic activity that would benefit all members of the cooperative. Based on the current problems and opportunities, the survey found that the vast majority of peasants saw their betterment through the following areas:

- Growing and marketing of fruit and vegetables
- Growing and selling fish
- Cultivation of land
- Growing and marketing of livestock and poultry

A business plan was developed by ASC "Prolisok" around these areas and a functional group was formed and approved at general meeting to implement micro-projects. In their first go, the members expressed a desire to solve the problem of marketing of products and to organize the cultivation of land. Under support of CBA Project, cooperative members bought a car, which is equipped with a refrigeration unit. It gave the cooperative members an opportunity to preserve milk quality and sell their milk in the markets.

Besides, the cooperative members succeeded in selling the first 470 kg of their strawberries at UAH 7050 against the intermediaries' price of UAH 3290. Furthermore, the members decided to overcome the problem of cultivation by purchasing harrow, plow, and other equipment. During the spring of 2014, 54 cooperative members received service from the cultivation of land plots with a total area of 27 hectares and reduced expenditures to receive this service at UAH 2700.

Chemeryska village council, Zvenigorod district administration and Zvenigorod district council, Cherkasy regional state administration and Cherkasy regional council also supported a cooperative initiative by allocating the necessary fund of UAH 44,000 for co-financing. Also, all welcomed the support of CBA Project in establishing technical information center at Chemeryska village, which aims to conduct educational activities for economic wellbeing of the villagers. Chemeryska village council provided premises and furniture for the centre while the cooperative members repaired the premises. Under the center, 42 people have received consultation on growing fruits (berries, grapes etc.).

Today, the cooperative life of Chemeryska village continues successfully as the ASC "Prolisok" is busy in creating additional opportunity, for the benefit of the member families.

5.5. Assessment of the Piloting

Following to recommendation of evaluation mission, a system was introduced in March 2014 to monitor institutional status, governance, business quality and sustainability of the ASCs on quarterly basis. The first round of monitoring reports demonstrated satisfactory performance of the cooperatives in general.

Similarly, independent assessment of CBA piloting on rural economic development through community based cooperatives, shows that the approach is relatively successful in reaching low-income households and that it requires some improvement in order to maximise its effectiveness.

5.6 Experience

The ASCs, in general, have demonstrated successful results and offer hope for low-income households. Enthusiasm among regional/rayon authorities and local councils was observed at the level more than expected and room was created for cost sharing from them. Role offered by the Project to the authorities for economic activities in the remote parts of the region was positively perceived by them. However, financial support from local budget has become constrained due to financial crisis and due to restriction placed by 2013 legislation on cooperative

Chapter 6

KNOWLEDGE MANAGEMENT

Knowledge management component of CBA aims to document, systematize and disseminate the experience gained in the area of community based local sustainable development. It is done through - a knowledge management hub (KMH) and through curriculum to specific courses of higher education. Results until December 2014 indicate that CBA has been effectively following the path of knowledge documentation and dissemination and that its activities are highly transparent. More information on this subject is given at <http://rozvytok.in.ua> and <http://cba.org.ua/en/activities/regional-resource-centers>.

6.1 Operationalization of Knowledge Management Hub (KMH)

An agreement between UNDP and UADRC was signed on 15 March, 2014 for further development of KMH and using its potential for advancing local development and local governance. The objective of the Agreement was to support KMH in strengthening its analytical component and further development of the communities of practice. Envisaged cost of the activities under this Agreement was UAH 383, 250 of which CBA's share was UAH 299,250 and that of UADRC's share was UAH 84,000.

Final narrative report for year 2014 from UADRC was received in October in advance. By end of 2014, capacity of UADRC/KMH was enhanced such that it could fully achieve the objectives. KMH web-portal was further improved, the number of web-portal users was further expanded. Round table were conducted for discussion of policy recommendations, the consultations on related issues were provided, online expert discussions were continued by KMH experts. Also KMH team prepared informational materials and disseminated them among partners, the methodological recommendations on usage of law were prepared and distributed.

Also, by end of 2014, KMH produced following results –

- KMH web-portal was further improved and fully updated;
- The number of web-portal users was further expanded and achieved 11 % (instead of 10 % planned);
- 4 main expert discussions (instead of 3 planned) on improving legislation in local development were conducted;
- 11 policy recommendations (instead of 3 planned) were prepared to improve Ukrainian legislation and uploaded on KMH web-portal;
- 8 new topics related to community-based approach were created;
- 20 packages with information materials were prepared and disseminated;
- KMH expert team processed more than 300 regulatory legal acts of Ukraine;
- 550 copies of the methodological recommendations on usage of law were prepared and distributed.

Experience

In summary, KMH team created a whole expert database, initiated and provided support to virtual dialogues among users and discussions on concrete practical topics and legislative issues as well. Also the KMH created a special consortium for exchanging knowledge on different professional topics. Final report was delivered by UADRC on time. The Association acknowledged its own sustainability and supported expert network on regional and local levels from all regions of Ukraine. Such acknowledgement increased potential of the whole system of

local governance and implementation of local development policy. KMH portal became a real and effective instrument of regional and local development. KMH experts should continue to develop policy recommendations, to increase activeness and effectiveness of expert environment in the country. Also KMH expert team should further develop methodological materials for the bodies of local self-governance and activists of the territorial communities. Overall, KMH network should be further increased to make KMH an effective player of the system of regional and local development.

6.2 Raising Effectiveness of All - Ukrainian Association of Villages and Settlement Councils

In year 2014, cooperation with the All-Ukrainian Association of Villages and Settlement Councils (UAVSC) was developed. An activity proposal to raise effectiveness of UAVSC as well as grant agreement was signed. The main goal of cooperation between UNDP and UAVSC is to build capacity of the UAVSC in serving as centre of excellence in terms of national level policy-making and in building capacity of its members. Specific objectives include building capacity of the UAVSC in terms of enhancing utility of web-portal through improvement in structure and expansion of data base; human resource development for exchange of knowledge on community based local development, online networking and grassroots based policy recommendations.

In cooperation with UAVSC, Knowledge Portal will be established. The current web-portal of UAVSC will be enriched through additional dynamic features making it capable of serving as repository of knowledge related with territorial reform, decentralisation, community-based local sustainable development and management of local council affairs. The portal will also be linked with that of KMH at UAVSC for the purpose of synergy. Also special online training and public awareness systems will be created. UAVSC will maximize use of knowledge portal and strength of its membership base for making policy recommendation. It will undertake opinion gathering drive and virtual dialogues on the matters of policy relevance (related with decentralisation, local self-governance, territorial reform etc.).

6.3 Forging Partnership with National Association of ASCs

During the year a grant agreement between UNDP and the Agricultural Service Cooperatives Union of Ukraine together with the activity proposal was signed. The parties agreed to jointly conduct capacity building activities for the representatives of the ASCs, to hold events on policy and legislation, undertake public awareness activities, as well as to create enabling environment for ASCs in the country.

6.4. Curriculum Development

Within the framework of its knowledge management component, CBA Project continues to increase a network of academic institutions from all regions of Ukraine and to further build their capacity in term of teaching course on sustainable development. Also CBA further integrates community-based approaches to local governance and development in the curriculum of academia and educational institutions.

During year 2014, 15 universities continued to implement course on Sustainable Society Development with modules on community based approach; 15 papers of student were published; two monographs including teachers' research papers were published during 2014.

During the year a series of activities were undertaken in the framework of the activity plan of the national network of the partner universities for 2014. The activities are described hereunder:

6.4.1 Partnership with academia:

Memorandum of Understanding was signed during 2014 with 4 academic institutions, namely Vinnytskyi trade and economic university, Zhytomyr state university named by Ivan Franko, Chernivtsi National

University named by Yuriy Fedkovych and Sumy Bank State Academy. Total number of partnerships with universities reached 30 since inception.

6.4.2 Curriculum Enrichment

During year 2014 teaching on sustainable development in universities was promoted, research and publication on the subject was supported, curriculum was enriched with ground based teaching materials, students were involved in the learning through practical exposure to the ground reality. The network of partner universities was further increased. During March, 2014, annual activity proposal on curriculum development was prepared and approval was sought for action.

6.4.3 Exposure to students:

a) Students' debate on sustainable development: On 23 - 25 April 2014, the "Third All Ukrainian Student Debate on Sustainable Development" took place in Poltava State Agrarian Academy. The event was organized by the Network of Universities and Poltava State Agrarian Academy under the support of CBA Project.

In her opening speech Mrs. Oksana Remiga stressed the significance of the endeavour of Ukrainian



society towards sustainable development and appreciated the universities that participated in the event. She underscored the value of cooperation with universities in dual opportunity to students - through theoretical knowledge of educational institutions with practical experience of CBA Project.

To participate in the "Debates" more than 40 students from 14 higher education institutions from 13 regions of Ukraine came to Poltava. All the topics that were debated by the students were closely related to sustainable local development, and community participation. On the results of hot debates in final round, team of Uzhgorod National University was named as winner. The second place got the team of Sumy State University.

The idea of student debates appeared in 2012 in the context of UN summit on sustainable development RIO+20 in Rio-de-Janeiro. Within frameworks of preparation for the summit in Ukraine, CBA Project proposed partner universities to join all Ukrainian campaign and conduct student debates on topic of sustainable development. Since that time, student debates proved to be one of the most popular student events which allow to discuss the most vital problems using gained knowledge, analytical thinking, as well as oratorical skills.

Box - XV: Opinion of Students About the Debate

The debate left for our team a positive impression. For some of us racing in the debate was not new but for me it was the first in my life. We received valuable experience. Strong competitors and the relevance of the topics discussed made the debate interesting and unpredictable. The participants learned to express their own position, to hear the opinions of others and to find answers to exciting questions. The competition took place in a friendly atmosphere, and most teams genuinely supported one another. In addition, we got the pleasure of communicating with students from different parts of Ukraine; we explored the cultural and historical heritage of Poltava. We are grateful to the organizers for the interesting time we had.

ShkurkoYulia, a participant of students' debate

b) Students' Summer School: On 3 – 7 July, 2014 in Slavske village, Lvivska oblast, third all-



Ukrainian Summer School 'Community Mobilization for Local Development' took place. The one-week programme was organized by the National Network of Partner Universities under support of CBA Project. More than 20 young scientists from 13 regions of Ukraine participated in the event, including winners of the competition – 2014 of student research papers on

'Sustainable Development and Community Participation' and winners of the all Ukrainian students debate -2014 on Sustainable Development. During the week of the summer school, the participants learned about various aspects of local sustainable development and community based approach to local development, as well as participatory governance. They also visited CBA communities and rayon resource center and interacted with community members and local government officials.

The event was opened by UNDP/Ukraine Senior Programme Manager Mrs. Oksana Remiga and Dean of Institute of Humanitarian and Social Science of National University 'Lvivska Politechnica' Mr. Mykola Buchyn. Mrs. Oksana Remiga highlighted the significance of cooperation of CBA Project with universities and dissemination of CBA experience to next generation. Mr. Buchyn stressed that sustainable development with community participation is indispensable for Ukraine, development of civil society is of highly importance now, taking into account current situation in the country.

Dr. Jaysingh Sah, International Project Manager of CBA, delivered his lecture on social mobilization and stressed that mobilization of community members is very important for development both of local territories and the whole country. However, the issue of responsibility for mobilized communities takes even more important place, since accumulated energy of mobilized people might directed to both constructive and distractive directions.



The winners of the competition of student research papers together with the winners of competition of motivation letters were invited for participation in the summer school. During the week of the summer school participants exchanged their visions on various aspects of sustainable development,

as well as learned about the community based approach to local development. In course of the Summer School participants combined theory and practice. They developed and analysed business plans, learned to do SWAT analysis and presentations. Besides theoretical lectures and practical classes, students also learned how the CBA methodology works.

Box - XVI: Opinions of Students About the Summer School in Slavske village, Lvivska oblast

We have visited village Nyzhne Synevdyne where the proactive community members under the CBA Project support solved a number of issues they were facing. Villagers established Community Organisation and gathered 5% of the total cost of the microproject. They have also found local sponsors for co-financing of their initiatives. Though, **the most valuable was team spirit and experience of community self-mobilisation.**

***Mariya Brovdi**, a participant of summer school,
representative of Uzhgorod State University and winner of students' debates-2014*

Now, after we are back to our home cities and villages we can disseminate gained knowledge and experience in our own communities and thus **improve living conditions.**

***Angelina Danko and Valeriya Bilenko**,
participants of summer school, representatives of Sumy State University*

- c) Small research on community- based development: During the year, in order to motivate students to get into research on sustainable local development with community participation, in May-June 2014 CBA Project organized competition of student papers on this topic. In total, 36 papers were sent for the competition. Upon results of this competition of scientific student papers on various topics on sustainable development, 14 best student papers were published. The publication contains all necessary codes to be considered as scientific publication and to be recognized for further scientific activity of the students. The publication was disseminated among partner universities in the regions.



- d) Students' filed visits: On 20th November, a field visit of students of Poltava State Agrarian Academy was organized to Chutiv rayon. The visit was organized within academia component of CBA Project, which includes support of internship and field visits of students from partner universities to pilot communities with an aim of experience dissemination. During the visit, students met with deputy head of Chutiv rayon state administration, deputy head of Poltava oblast council, activists of community organizations of Novokochubeivka, Vasylykivska, and Filenkivska villages. Student communicated with COs activists, visited community of Kochubeivka village where micro project on street lighting was implemented. In addition, they visited village school, where community implemented micro project and replaced windows.

6.4.4 Knowledge Dissemination

During the year, two scientific monographs related to CBA were published and disseminated. First publication was the second volume of the monograph 'Institutional and Practical aspects of Community Based Approach to Local Development Governance'. It was devoted to economic and financial aspects of socio-economic development of the communities. 500 copies of the publication were printed and were disseminated among partner universities and key scientific libraries. In the framework of cooperation with academia, support in publication of another scientific monograph on practices of sustainable development in Zaporizka oblast was given to Zaporizhzhya National University. The publication presents theoretico-methodological aspects of sustainable development, specific aspects of local development, problems of social mobilization of societal capital, its territorial aspects. The collection of papers also points out practice of implementation of joint EU\UNDP Project 'Community Based Approach to Local Development'.



Opening a resource centre on local sustainable development in Zaporizhia

In Zaporizhia an Academic resource center in Sustainable local development was officially opened in December. The center was established at the faculty of sociology and management in terms of partnership of CBA Project and Zaporizky national university. During the opening an expert group of the center discussed the achievements, welcomed students and postgraduate students, who in terms of the Academic resource center work won prizes in different All Ukrainian contests and analytical debates. The work plan for 2015 was presented during the event. The Academic resource center jointly with the CBA Oblast Implementation Unit in Zaporizhia will initiate a number of trainings and workshops with participation of community leaders, representatives of village councils, and mobile laboratory engineers. During the opening a research and practice monograph in sustainable development was presented. The publication is based on the theses of scientists and students of Zaporizky national university and is published under CBA support.



Academic resource center in Zaporizky national university was initiated 2,5 years ago. Thanks to CBA support it was fully equipped and packed with methodological and informative materials.

6.4.5 Documenting and Disseminating Experience of SAT4SLD Piloting

During the year, a 'self-assessment tool for sustainable local development (SAT4SLD)' developed by UNDP/Bratislava Regional Centre (BRC) in 2013, was successfully adopted for Ukrainian reality. First it was tested in 2 rayons of Ukraine (one each in Sumska and Luhanska oblasts). Then it was decided to upscale the experience in other parts of Ukraine. The pilot version of SAT4SLD guidelines was streamlined during the first quarter of 2014 and an operational manual for users across the country was developed during the second quarter. During the third quarter of 2014 the piloting of SAT4SLD was expanded across the country with support of SAT4SLD guidelines, operational manual for users and training. Nine new Ukrainian oblasts studied new methodology of "self-assessment tool for sustainable local development".

From June to July 2013 Gluhivsky rayon of Sumy oblast and Anratsyivsky rayon of Luhansk oblast were testing new tool for sustainable local



development SAT4SLD, which was worked out by Bratislava UNDP regional office. This tool helped piloting rayons independently assess current status of social, economic and ecological spheres of their territories and come to a consensus regarding further sustainable development and along with this work out a strategy of territorial development. Also this self-assessment and strategy development are built on local initiative with bottom-up planning and are based on surveys and communities' assessment. Then, considering that this methodology proved to be successful in piloting rayons and communities, CBA decided to disseminate experience of Luhansk and Sumy oblasts among other oblasts of Ukraine.

13-15 August 2014 cluster training was held in Sumy for coordinators of CBA Project and for representatives of oblasts and rayons of 9 eastern and central regions of Ukraine (Chernihivska, Kyivska, Poltavska, Kharkivska, Cherkaska, Kirovohradska, Dnipropetrovska, Zaporizka and Donetsk). Participants of the training studied experience of SAT4SLD piloting (self-assessment tool for sustainable local development) in Luhansk and Sumy oblasts.

Taking into consideration the successful piloting of SAT4SLD, now Ukrainian oblasts are going to use the tool and to conduct self-assessment of local development at their own communities with further development of strategy for their rayons and communities.



Chapter 7

COMMUNICATIONS AND VISIBILITY

CBA Project aims to maximise the level of transparency of its implementation, and strives to involve media to inform stakeholders about the results of the implementation. Besides, it organizes/hosts exposure visits for its donors and partners to present to them the results of its implementation. Following activities took place during the reporting period in this regard:

7.1 Media events:

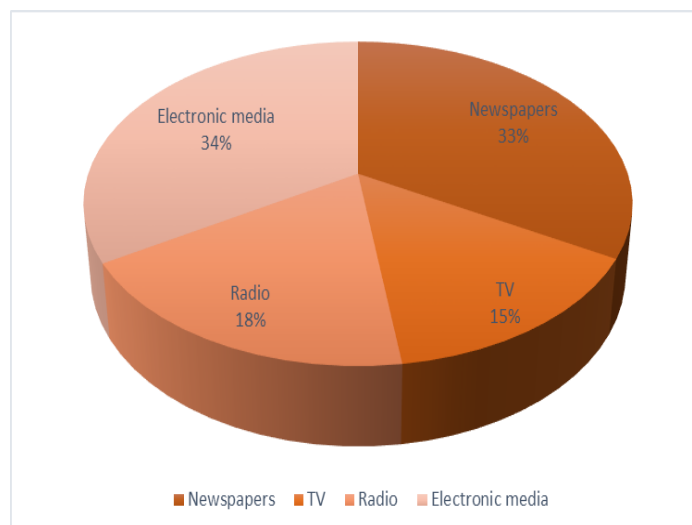
Table – XXII: Media Events and Media Coverage

SN	Activity	2011	2012	2013	2014	Total
1	Media events	269	144	132	65	593
2	Media coverage	1282	1874	1502	678	5165
3	Partners' website	587	853	716	230	2386

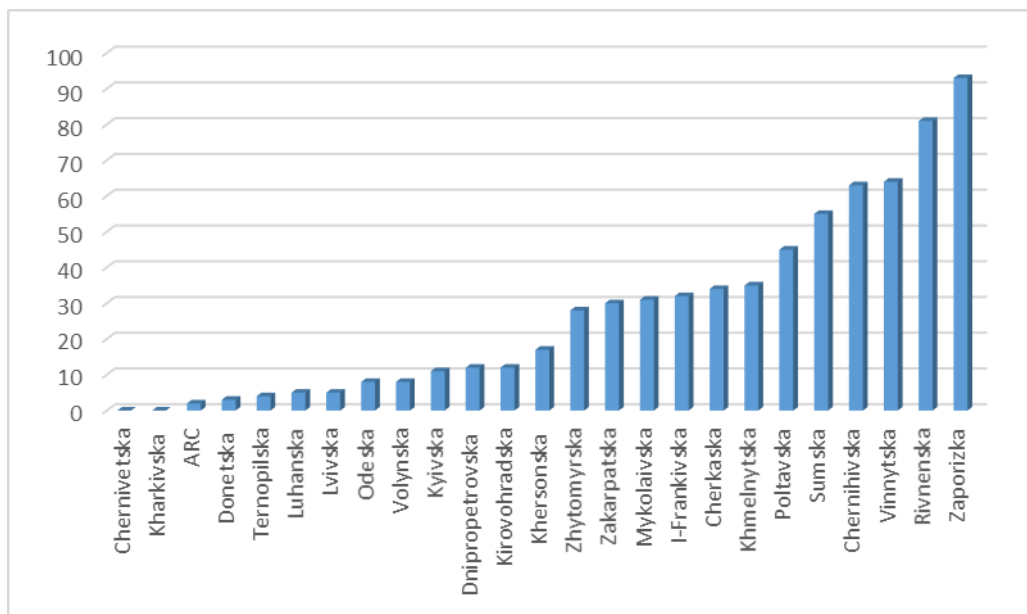
* Regionwise details are given in Annex – XVI

7.2 Media coverage The majority of cases appeared in electronic media (34%), followed by newspaper (33%), radio (18%) and TV (15%).

Chart - IV: Media Coverage Distribution, in 2014



Media coverage varied from region to region due to various factors including the pro-activeness of the media agency; activeness of local authorities and pro-activeness of CBA coordinators. In general 3 regions (Zaporizka, Poltavaska and Rivnenska oblasts) demonstrated relatively high level of media coverage followed by others (Chart-V).

Chart - V: Distribution of Media Coverage by Regions in 2014

7.3 Regional Newsletters:

In order to disseminate information about the Project among stakeholders, potential participants and wider public audience, regional implementation units published newsletters periodically. During the year, 72 issues of newsletters were published. They were disseminated both electronically (2320) and printed copies (3533) according to the distribution lists including regional administrations, regional councils, rayon administrations and councils, village/city councils, local communities, local media, and NGOs. Since inception, 311 issues of regional newsletters were produced, with 28,948 hard copies disseminated among stakeholders, and 9,020 copies disseminated electronically.

Table – XXIII: Distribution of CBA Regional Newsletters

SN	Issues	2011	2012	2013	2014	Total
1	No. of issues published	71	112	101	72	311
2	No. of copies printed & distributed	10020	10156	5972	3533	28948
3	No. of copies sent electronically	2620	2441	2033	2320	9020

* Oblastwise details in Annex – XVI

7.4 Visibility Events:

7.4.1 Media Visit in Zaporizhia: In November, 2014, an energy efficiency press tour was held in Zaporizhia. A press-tour was held in Zaporizhka oblast for editors and journalists of oblast's leading mass media. Participants of the press-tour learned about local communities' positive experience of using alternative energy and cooperation with international organisations. In total, more than 40 media representatives from oblast TV channels and newspapers took part at the press tour.



7.4.2 CBA participated in Europe Day Celebration: On 17 May 2014 CBA Project participated in the celebration of the Europe Day in Ukraine. Usually each oblast celebrates this Day in its own way. Festivities include sport events, contests, fairgrounds, concerts etc. It has already become a good tradition for the regional implementation units of CBA Project to participate in the Europe Day events. During the festive events they raise public awareness about CBA Project activities and also organize different contests and interactive games. On this Day, the Community organisation "Zhovtneve" together with the Oblast state administration and under the support of CBA Project organized a very active day for children with sport games, quizzes and intellectual contests. Vinnytsia oblast also celebrated the Europe Day by raising public awareness about history and culture of Ukraine and Europe. Vinnytsia oblast implementation unit also joined the celebration and introduced the CBA Project to local citizens.



7.4.3 Improving CBA Visibility presence in Dnipropetrovsk: In November, 2014, a strong CBA partner – Dnipropetrovsk oblast council – developed a new web-portal for energy saving and energy efficient programmes of the region. A separate section was devoted to the partnership with UNDP Ukraine and separately with CBA Project on all the phases. The development of the resource demonstrated that authorities and local communities are ready for a full scale implementation of community based approach to local development.

7.5 Donor and Partner Visits:

Regional/local level visits were organised for donors/partners during the year in order to familiarize them with CBA process and results. On the other hand, such visits empowered local communities and enhanced their confidence to keep undertaking community activities together. Some of the events are mentioned as follows:



On 14-16th July, Mr Nicolas Garrigue, Crisis Governance Specialist, Bureau for Crisis Prevention and Recovery representative of UN mission in Ukraine visited Kirovohrad and Dnipropetrovsk oblasts to discuss the future administrative reform in Ukraine and issue of decentralization. Ms Oksana Remiga, Senior Programme Manager and Ms Olena Ruditch, Community Development Specialist also participated in the visit. The mission aimed to explore the readiness of authority and community members for the reform of local self-governance and for

decentralization of power. The mission was interested to study attitude of the regional, rayon and village authorities to the upcoming reform, and their vision of possible solutions.

During the visit the mission participated in roundtables and meetings with oblast authorities. Thus in Kirovograd oblast during the roundtable Mr. Garrigue discussed the issues of decentralization and reform of local self-governance system in Ukraine with oblast authorities. In particular Viktor Serpokyrov, the First Deputy Head of Oblast State Administration mentioned that the upcoming reform of local self-governance and decentralization process aims to bring significant changes in the system of national administration, which will benefit our country and will help to move up to a new level. In Dnipropetrovsk oblast Mr. Garrigue met with Evhen Udod, Head of Oblast Council and Anatoliy Adamsky first Deputy Head of Oblast Council. In terms of the meeting the expert and representatives of oblast authorities discussed perspectives of possible changes to the Constitution of Ukraine and the reform of local self-government



During the visit the mission also visited Malovyskivsky rayon community resource centre, Ivanivska village council in Kirovograd oblast and partner communities of villages Tomakivka and Vladymyryvka in Dnipropetrovsk oblast. During the meeting the Head of Ivanivsky village council expressed his readiness to assist and serve as a pilot platform for the future reform implementation. Along with this the visitors also got a chance to find out more about the results of CBA Project activities, in particular to see the energy efficient measures implemented at local ASC "Omelyanenko".

Chapter 8

ADVISORY AND MANAGEMENT

7.1 Reporting to Donors and Partners

- a) Regular/ad hoc reporting: During the reporting period, 8 monthly reports and three quarterly reports (QPR-I/2014, QPR-II/2014 and QPR-III/2014) were prepared and submitted to donors/partners. Since inception, 29 monthly reports, 11 quarterly reports, 3 annual reports and 4 ad hoc reports were prepared and disseminated. These reports are available at CBA website: www.cba.org.ua.
- b) Web-based information dissemination: CBA – II website was improved and updated. The video gallery and media sections were improved.
- c) CBA-III website was fully adapted and prepared to the CBA-III regional launching. The sections of video gallery and media were adapted, the news section was improved, Calendar of launch regional events was uploaded.

7.2 e-MIS Development

During 2014, development of electronic monitoring and information system was finalized, which was launched in July. The e-MIS was created to improve processes of monitoring and evaluation of the Project's activities. It follows all steps of CBA methodology. It allows to unify data entering and calculation.

7.3 Management in Security Situation

Due to political crisis across the country, office management of CBA was carried out under security guidelines of UNDP. It included observance of safety of human resources and project property while implementing the project activities. Norms were adopted and reporting system was put into place. Two staffs of Crimea were relocated. CBA staffs from Donetska and Luhanska oblasts were also temporarily relocated to safe regions (namely Poltava, Chernihiv and Zhytomyr). For CBA staff from eastern-southern regions security training was provided. Also CBA adopted special implementation modality in the regions affected by conflict, utilizing standard operational guidelines of UNDP and services of security experts.

Special security training was also provided for CBA PMU. On 12th September, 2014, one-day Conflict Analysis training was organized in Kyiv at Esplanadna premises. UNDP Conflict Advisor Ms. Anna Matveeva prepared necessary information and made a presentation. It was important for CBA staff to learn needed procedures and the security requirements in conflict situations in Ukraine due to unstable political situation in Ukraine. In general, the participants were trained by UNDP Conflict Advisor on conflict issues relevant for current situation in the country and, as a result, gained important skills needed in conflict situations.



The support was also provided to UN missions to go around conflict territories as well as in context of further coordinating for development of the UNDP Early Recovery Strategy to recover post conflict regions in eastern Ukraine, including the re-construction of social-infrastructural objects.

In November, 2014, the support to country office was provided to UNDP/Ukraine in the framework of the visit of the United Nations Resident Coordinator and UNDP Resident Representative in Ukraine Mr. Neal Walker to the eastern part of Ukraine. Mr. Neal Walker visited CBA project sites in Zaporizhia, Luhansk, Donetsk, Dnepropetrovsk and

Kharkiv oblasts. InfoNotes for 5 eastern regions were prepared and coverage of the visits was ensured appropriately.

During the visit Mr. Walker met oblast authorities to summarize the results of the CBA-II, as well as discussed urgent issues, which oblasts in the eastern part of Ukraine are facing. Among them was support and accommodation of IDPs from affected regions, problems of IDPs and the ways to resolve the problem. It was agreed to jointly address the issues of IDPs from south-eastern Ukraine. Mr. Neal Walker also visited Mobile laboratory for energy audit in Zaporizhia, factory "Proletariy" in Lysychansk city (Luhansk oblast), where CBA assists early recovery of the factory, as well as health centre "Slovianskiy" (Donetsk oblast), which has accommodated more than 100 people (out of them 35 people came from occupied territories).



During this year the support was also provided to the World Bank and UN HQ missions in the framework of their visit to eastern regions of Ukraine. During the visits to Luhansk, Donetsk and Kharkiv oblasts official representatives of the missions discussed such urgent issues, as IDPs support, security issues as well as early recovery strategy.

7.4 Management Monitoring visits

During the year some senior management visits were organized to observe CBA activities in oblasts, to meet with oblast authorities as well as to brief them about third phase of CBA project and to appreciate the authorities for their support to CBA Project implementation in their oblasts. Some visits are described hereunder.



On 2nd July 2014, Mrs. Oksana Remiga, UNDP Senior Program Manager and Jaysingh Sah, CBA/International Project Manager made a visit to Lvivska oblast and observed CBA activities in the oblast. They met with Lvivska oblast authorities, namely Mr. Pjatak, Deputy Head of Lvivska oblast council and Mr. Pyatak Deputy Head of Lvivska oblast administration. During the meeting, Mrs. Remiga briefed them about third phase of CBA project and appreciated the authorities for their support to CBA Project implementation in the oblast. On their part,

the oblast leaderships briefed about ongoing CBA activities in the oblast and expressed strong willingness to participate in third phase of CBA.

Ms. Remiga and Mr. Sah visited community of Nyzhne Syniovydne village of Skolivskiy rayon, where they met activists of the community organization and representatives of rayon authority. Community activists shared results of implementation of micro projects, current situation with implementation of micro project within energy efficiency component (replacement of heating system in village school and installation of pyrolysis boiler). They also shared their future plans on improving living conditions in their village.



7.5 Personnel

Process of recruitment of staffs for CBA-III was organized with new vacancy announcement, processing of previous vacancies and selection of potential candidates (through written test and interview). At the end of the year, new 4 CBA staff were recruited – 2 engineers, one community development assistant and one driver for urban component.

7.5 Financial Progress

Table: XXVI - Project Budget and Expenditure during Reporting Period and Since Inception

SN	Activity	Total Budget		Expenditure Status						2014'Delivery		Grand Total Expenditure	
				2011		2012		2013					
		(Euro '000)	(USD '000)	(Euro '000)	(USD '000)	(Euro '000)	(USD '000)	(Euro '000)	(USD '000)	(Euro '000)	(USD '000)	(Euro '000)	(USD '000)
1	Human resource	3,591.3	4,886.1	507.0	722.0	1,160.9	1,559.9	1,224.7	1,590.9	1,118.5	1,547.1	4,689.40	6,358.10
2	Travel	78.8	107.2	10.2	14.6	9.7	12.9	9.7	12.7	6.9	9.6	82.00	112.60
3	Equipment & supplies	83.0	112.9	60.9	84.7	17.1	22.6	8.8	11.4	4.7	6.5	96.60	132.30
4	Local office	959.7	1,305.6	217.3	309.5	295.8	414.9	358.1	465.2	127.8	176.8	1,081.70	1,280.20
5	Other costs & services	276.7	376.4	79.9	112.4	31.3	42.5	88.8	115.4	50.5	69.9	270.70	368.10
6	Others	11,016.0	14,987.5	205.4	292.7	4,544.4	6,010.6	3,972.7	5,160.6	1,387.2	1,918.6	11,414.90	15,187.80
a	Seed grant (social/communal)	4,357.8	5,929.0	118.9	169.4	3,972.2	5,280.3	400.8	520.7	64.7	89.5	4,619.00	6,146.30
c	Seed grant (energy efficiency)	5,190.0	7,061.2	0.0	0.0	289.8	375.4	2,919.0	3,791.9	1,082.3	1,497.0	5,307.00	7,069.40
d	Seed grant (small business)	474.8	645.8	0.0	0.0	0.0	0.0	246.8	320.7	98.0	135.5	433.10	578.30
e	Approach internalization	367.5	499.9	0.0	0.0	51.0	38.7	234.9	305.1	74.0	102.3	431.10	544.60
f	Curriculum development	103.2	140.4	6.0	9.0	3.0	5.0	22.9	29.7	15.8	21.9	71.80	98.90
g	Training/visits	177.5	241.5	50.2	71.0	122.0	169.1	43.0	55.9	3.8	5.3	234.60	322.80
h	LDF/RCC/Review meetings	203.8	277.2	23.2	33.1	31.3	41.7	70.1	91.1	18.8	26.1	153.20	205.60
i	Capacity of CRCs	70.0	95.2	7.1	10.2	52.4	68.0	12.3	15.9	4.0	5.5	79.70	105.10
j	Knowledge management	71.5	97.3	0.0	0.0	22.8	32.4	22.7	29.5	25.7	35.6	85.20	116.80
7	Contingency & Administrative	1,120.4	1,524.3	88.6	127.3	409.3	581.6	388.0	504.0	182.7	252.6	1,217.90	1,672.10
	Total	17,125.9	23,300.0	1,169.3	1,663.2	6,468.4	8,645.1	6,050.8	7,860.2	2,878.4	3,981.1	30,267.90	40,299.00

CBA PROJECT: PHASE III



Community Based Approach to Local Development Phase-III

www.cba.org.ua/three

CBA PHASE - III

During 2014 third phase of CBA project was successfully initiated. In May, the third phase was first nationally launched in Kyiv. During September-November, 2014, CBA-III was launched in all 24 oblasts. The selection of rayons was announced, the Partnership Agreements were signed between the oblast authorities and UNDP, the modality of CBA-III was successfully presented. All 200 rayons were selected for partnership. Third phase of CBA project was launched in all rayons of all 24 oblasts, and the Partnership Agreements were signed between the rayon authorities and UNDP. Thus the target of establishing partnership with oblast and rayon authorities reached 100%. Details are given hereunder and at www.cba.org.ua and www.cba.org.ua/three.

The objective of the Third phase is to promote sustainable socio-economic development at local level by strengthening participatory governance and fostering community-led initiatives across Ukraine. In its third phase, CBA project will strengthen capacities of regional and local authorities to practice participatory governance, as well as intensify community-based approach. CBA activities will focus on rehabilitating basic social and communal infrastructure in the priority areas of energy efficiency, health, environment and water management together with promoting small farm and non-farm businesses in rural areas. It will support the Ukrainian Government in developing policies in the area of decentralization and share innovative approaches and good practices on participatory governance and community-led local sustainable development through knowledge hub and the curriculum of twenty regional universities.

8.1 National Launching of CBA-III

Third phase of CBA Project was launched on 20 May 2014 in Kyiv in participation of representatives from Ukrainian government, EU, UNDP, regional authorities, rayon authorities, local councils, community organisations, media and others.



On the occasion of launching CBA-III, deputy minister of the Ministry of Regional Development and Construction, Mr. Vyacheslav Negoda appreciated the contribution of CBA project in enhancing the effectiveness of local self-governments across the country and underscored the value of CBA-III in supporting the Ukrainian government in implementing its vision on decentralization. Mr. Negoda noted, “Ministry of regional development, construction and housing of Ukraine has been working jointly with the Project for many years and we positively assess the results of such cooperation. Projects activities fully match main directions of current state regional policies, especially

now when the Government of Ukraine pays much attention to the issues of complex reforms aimed to strengthen local self-government and implement large scale decentralization of executive power”.

Speaking on this occasion Andrew Rasbash, Head of Cooperation, Delegation of European Union to Ukraine noted “Since 2007, the CBA Programmes have been one of the most far reaching EU funded programs in Ukraine. These have been not only an important tool for financing social infrastructure micro-projects but also stimulating a change for better in the local governance and among its people. The new CBA III, with its 24 million Euro budget, will continue promoting community-based approach to local governance and small economic initiatives in rural communities”.



“Local development is the key to achieving the future Ukraine wants”, said Alessandra Tisot, UN Resident Coordinator and UNDP Resident Representative in Ukraine, during the launch event, “People are at the heart of our work and by engaging them in the development of their own communities we are fulfilling their aspirations for more prosperity and opportunity for all”.



UNDP Sr. Programme Manager, Ms. Oksana Remiga, provided details on the results of the first two phases of the Project and highlighted key features of the third phase. She explained that over the past 7 years, the EU-UNDP funded CBA project supported more than 2000 local development initiatives with 2.5 million people in Ukraine benefitting from improved living conditions in their communities - from health care, water supply, energy-saving street illumination to renovated schools and kindergartens. Over 20,000 community members and 5,816 local and regional officials were trained in institutional development, financial and community project management, participatory planning and assessment. A knowledge management hub helps collect and share knowledge and best practices on community mobilization and participatory governance. Ms.

Remiga further informed that the CBA project is funded by the European Union (EU), and co-funded and implemented by the United Nations Development Programme (UNDP). It promotes sustainable socio-economic development at local level by strengthening participatory governance and fostering community-based initiatives throughout Ukraine. Third phase of CBA Project will be implemented during 2014-2017 with a total budget of 23.8 million Euro, provided by the European Union (23 million Euro) and UNDP (800,000 Euro). Third phase will offer opportunities for municipalities to implement energy efficiency measures in multi-apartment buildings. Resource centres in 200 rayons and 15 municipalities will be strengthened in community-based development and twenty regional universities will integrate community-based development principles and methodology into their curriculum.

Several speakers from different walks of life presented their impression about CBA Project at their respective level. In this context –



Ms. Tetyana Tsviliy, Head of CO “Vira - 1” of village Selysche, Baryshivsky rayon, Kyiv oblast informed the audience about the impact CBA Project has brought in the life of the villagers.



Ms. Valentyna Yatsenko, Head of Baryshivsky rayon Resource Center, Kyiv oblast talked about the effectiveness of the community resource centre established in the framework of CBA Project in implementing local development activities.



Vitaliy Kimak, Deputy Head of Sambirsky Rayon State Administration, Lvivska oblast shared rayon experience on local governance in partnership with CBA.



Head of Vinnytska oblast State Administration Mr Anatoliy Oliynyk said “The most valuable impact of the Project, is that we were given not fish but a fishrod. We were provided with a mechanism, which helped us reorient from consumer philosophy to a proactive position, transferring to a bottom up mechanism in addressing existing issues which communities are facing.”



Head of Kharkivska oblast council Mr. Serhiy Chernov said “This kind of Projects help us to realize, that we can change people’s mentality and people can start believe in themselves. Thus in Kharkiv oblast we conduct a survey, which revealed that the level of unity of communities has raised from 19% to 52%. And as for today, in Kharkiv oblast about 77% of people, who live in the areas where such projects are being implemented, participate in them and nearly 33% - co-finance them.”



First deputy council head of Dnipropetrovska oblast Mr. Oksiy Tishkin said “CBA Project became a kind of platform which unites the whole Ukraine. We are thankful to our partners not only for financial support, but also for administrative and organizational support, which is even more important. Without well-functioning organizational system this results will be not possible”



Also, participants had opportunity to put up their queries to speakers during the launching session, which was followed by a press-briefing session during which more than 15 media representatives had an opportunity to get information on CBA Project from the representatives of donors, regional leaderships.

8.2 Establishing Partnership with Regional Authorities



Mrs. Inita Paulovica at CBA-III Launching in Odesa oblast

Establishing of partnership with regional authorities included two steps: regional launching of CBA-III and signing of memorandum of understanding as described below:

8.2.1 Regional Launching of CBA – III:

In 2014, third phase of the EU / UNDP Community-Based Approach to Local Development (CBA) Project was successfully launched in all regions of Ukraine during September-November, 2014. In September, 2014, launching of CBA – III was successfully carried out in Khmel'nitska, Chernivetska, Mykolaivska, Odessa, Khersonska, Cherkaska, Rivnenska, Volynska, Zhytomyrska and Vinnitska oblasts, the partnership

with these ten regions was established in September. In October, third phase of the CBA was successfully launched in 13 oblasts of Ukraine, namely in Zaporizhka, Dnipropetrovska, Chernihivska, Sumska, Ivano-Frankivska, Ternopil'ska, Kyiv'ska, Kharkiv'ska, Poltav'ska, Lviv'ska, Zakarpatska, Kirovograd'ska and Luhanska oblasts. MoU was signed with leaderships of these oblasts as well.

In November, 2014, third phase of the CBA was also successfully launched in Donetsk oblast separately. MoU was signed with leadership of the oblast. With this, target of establishing partnership with oblast authorities reached 100 %.

The invitees of the official launch of CBA third phase at the regional level included representatives from UNDP Ukraine and CBA project management; Heads and Deputy Heads of oblast state administrations and Heads / Deputy Heads of oblast councils, leadership of rayon state administrations and rayon councils; Heads of village and city councils, representatives of civil societies, private sector and media of oblasts. The regional launching of CBA-III gathered together all the sides of partnership to discuss cooperation for promoting community-led local sustainable development further to improve the living conditions of people in all oblasts of Ukraine. In the framework of the CBA-III regional launching the modality of CBA-III was successfully presented in all Ukrainian regions.

During CBA-III regional launching seminars competition was also announced in all 24 oblasts for participation in economic or urban component. Applications were received from these oblasts and analysis was made. During November, 2014, 12 oblasts were chosen for participation in economic component: Cherkaska, Chernivetska, Khersonska, Khmelnytska, Kirovograd'ska, Mykolayiv'ska, Odeska, Sumska, Ternopil'ska, Vinnytska, Volynska, and Zaporizh'ska oblasts. Also in November, 12 oblasts were chosen for participation in urban component: Chernihiv'ska, Dnipropetrovska, Donetsk, Ivano-Frankiv'ska, Kharkiv'ska, Kyiv'ska, Luhanska, Lviv'ska, Poltav'ska, Rivnenska, Zakarpatska, and Zhytomyrska oblasts.

Table XXIV: CBA – III Regional Launching

SN	Oblast	Date of Launching	Participants of the Launching Seminars
1	Khmelnitska	17 Sept	94
2	Chernivetska	18 Sept	81
3	Mykolaivska	24 Sept	94
4	Odesska	25 Sept	87
5	Khersonska	26 Sept	80
6	Cherkaska	24 Sept	227
7	Rivnenska	29 Sept	80
8	Volynska	30 Sept	73
9	Zhytomyr	29 Sept	77
10	Vinnitsa	30 Sept	82
11	Zaporizka	1 Nov	80
12	Dnipropetrovsk	1 Nov	83
13	Sumska	3 Nov	65
14	Chernihivska	2 Nov	90
15	Ivano-Frankivska	8 Nov	80
16	Kharkivska	8 Nov	140
17	Luhanska	9 Nov	49
18	Poltavska	9 Nov	90
19	Ternopil'ska	9 Nov	71
20	Kyiv'ska	13 Nov	106
21	Lviv'ska	16 Nov	104
22	Zakarpatska	17 Nov	119

During the official meetings with oblasts' authorities and during the regional launching seminars it was agreed to continue cooperation during the third phase of CBA project in strengthening capacities of regional and local authorities to practice participatory governance, as well as intensifying community-based approach in all 24 regions. It was also agreed to focus on rehabilitating basic social and communal infrastructure in the priority areas of energy efficiency, health, environment and water management together with promoting small farm and non-farm businesses in rural areas, jointly work in sharing experience and innovative approaches and good practices on participatory governance and community-led local sustainable development. In addition, it was agreed to support communities' renovation projects, as well as provide support to IDPs.

**CBA - III Launching in Mykolaiv**

Speaking on the occasion of CBA-III regional launching in Odeska oblast, Mrs. Inita Paulovica, the UNDP Deputy Resident Representative in Ukraine, noted: *"The CBA Project during the first two phases has empowered local people to choose their own priorities for community development, and to play a leading role in activities to meet those priorities. The third phase of CBA project will continue promoting democratic values and sustainable*

development agenda that are commonly shared by UNDP and Government of Ukraine. The CBA project is a platform which now unites the whole of Ukraine. Through this platform, communities can be proactive in implementing what they see are the most important activities to improve their lives. We also sincerely appreciate the cooperation between authorities and local communities which was crucial for the success of CBA at all levels”.

UNDP Senior Programme Manager, Ms. Oksana Remiga, highlighted key features of the third phase of CBA and underlined the importance of the continued implementation of CBA methodology, during the launch event in Odeska oblast: *“The CBA methodology has proved to be an essential tool for bringing positive changes in the local governance and in the living conditions of the people. We highly value the partnership between local communities and the local governments that has contributed to these positive changes. We will rely on such a strong collaboration during CBA III as well. Third phase of CBA Project will support the Ukrainian Government in strengthening local self-government and implementing of the policy on decentralization. CBA-III will dedicate its efforts to knowledge management and policy dialogues, because local development is the key for the future of Ukraine”.*

Also a new set of visibility was produced in the framework of the CBA-III regional launching and disseminated among partners in all oblasts. Also the press releases for each of the regions were issued.

At the CBA-III regional launching oblast authorities, Heads of oblast state administrations and Heads of oblast councils expressed their appreciation and commitment to support the Third phase of CBA project and to further implement CBA methodology at all levels. Some opinions are given hereunder.

Opinions of Regional Authorities



“The level of living and self-sustainability of local communities are defined not only by its natural resources potential, but also by a human factor”. According to the head of Khmelnytska OSA, to stimulate people and local self-governing bodies to search for effective solutions of community problems, a motivation for joint actions is needed. “This particular what CBA Project teach us”

Leonid Prus, *Former Head of Khmelnytska Oblast State Administration*



«Project contributes to our development and energy self-sufficiency. It also helps our communities to become more active and effective in implementation of their initiatives. In terms of the decentralization agenda, local authorities will be given preference in the organs and system of governance. I am very pleased that communities, not authorities, will re-energised and give second life to local settlements. I hope that the third phase of the project will give a good start for noble deeds in the name of our communities»

Taras Kremin, *Head of Mykolaiv Oblast State Council*



“Today we have already some concrete results and the most valuable is experience which we gain in terms of this cooperation. This is valuable not only for our communities, but also for authorities, as under the Project support innovative approaches are being used”

Yuriy Tkachenko, *Head of Cherkasy Oblast State Administration*



“I am sure, that each rayon of the oblast would like to join the project and to reach their targets, as the self-realization of local communities is one of the key tasks we should reach in terms of the third phase. In its turn, oblast council do its best to make this cooperation fruitful. Cooperation with Project is important for regional authorities and we will show that we can and willing to work jointly with local communities. Next year we will also add costs to budget for cofinancing project initiatives which will help to implement project tasks effectively”

***Mykhailo Kyrylov**, Head of Rivne Oblast State Council*



Besides practical results, which gets our oblast, we also do a big step forward to European standards of territorial communities' cooperation with authorities and local self-government bodies. In terms of previous cooperation with CBA Project eight rayons of our oblast have already participated in its implementation

***Serhiy Mashkovsky**, Head of Zhytomyr Oblast State Administration*



I think that implementation of the Third phase of the Project will give us an opportunity to bring into life our plans to help our communities in rayons, towns and villages in Vinnytsia oblast. In particular, to refurbish objects of social infrastructure, premises schools and kindergartens, healthposts, to implement energy efficient initiatives. I would like to underline, that signing of this Agreement is a step forward for Ukraine on its path to EU. We can confidently say that European choice of Ukrainian people is on its way to implementation.

***Serhiy Svytko**, Head of Vinnytsia Oblast State Council*



«Oblast authorities will do everything what they can to stick to the commitments that were undertaken in terms of international projects. Currently they were funded for 100%. In terms of the CBA-I and CBA-II Projects implementation, since 2008 in Vinnytsia oblast 85 microprojects were implemented»

***Anatoliy Oliynyk**, Head of Vinnytsia Oblast State Administration*



“Implementation of the Third phase of the Project opens up new opportunities for us, and we will be able to work under economic component of our region more productively. This time we will make stress on a rural economic development. I am sure that we will cope with all tasks successfully”

***Volodymyr Hunchyk**, Head of Volyn Oblast State Administration*

In each region, call for applications for participation in CBA-III was announced among all rayons. In 2 weeks time rayon authorities could apply to CBA. Application forms were distributed to participants of the Seminar, as well as were uploaded on the CBA-III web-site.

8.2.2. Establishing Partnership with Regional Authorities

The Partnership Agreements were signed between oblast authorities of all 24 regions of Ukraine and UNDP. In general, the Agreements were tripartite regional state administration, regional council and UNDP appropriately.

Table XXVI: PAs Signed with Regional State Authorities

SN	Oblast	Date Partnership Agreement Signed
1	Khmelnitska	17 Sept
2	Chernivetska	18 Sept
3	Mykolaivska	24 Sept
4	Odessa	25 Sept
5	Khersonska	26 Sept
6	Cherkaska	24 Sept
7	Rivnenska	29 Sept
8	Volynska	30 Sept
9	Zhytomyrska	29 Sept
10	Vinnitska	30 Sept
11	Zaporizka	01 Oct
12	Dnipropetrovka	02 Oct
13	Chernihivska	02 Oct
14	Sumska	03 Oct
15	Kharkivska	08 Oct
16	Ivano-Frankivsk	08 Oct
17	Ternopil	09 Oct
18	Luhanska	09 Oct
19	Poltavska	9 Oct
20	Kyivska	14 Oct
21	Kirovohrad	15 Oct
22	Lvivka	16 Oct
23	Zakarpatska	17 Oct
24	Donetska	13 Nov

8.3 Establishing Partnership with Rayon Authorities

8.3.1 Competition Announcement

During CBA-III regional launching seminars competition was announced in each of 24 oblasts for rayons to submit applications for participation in CBA-III. Application forms were distributed to participants of the regional seminars and placed at CBA –III web site. Interested rayon authorities were required to send application in 2 weeks time. Accordingly, all received applications were analysed. In total since inception of CBA-III, all 200 rayons were selected for partnership in 24 oblasts. Thus target of of establishing partnership with rayon authorities reached 100 %.

Table XXVII: Rayon Quota Allocation by Oblasts

Rayon Quota	Regions
7	Chernihivska
8	Khmelnitska, Kyivska, Kharkivska, Chernivetska, Odeska, Khersonska, Rivnenska, Zhytomyrska, Vinnytska, Sumska, Donetska, Ivano-Frankivska, Luhanska, Zakarpatska, Poltavska
10	Dnipropetrovka, Khersonska
9	Mykolaivska, Cherkaska, Kirovohradka, Volynska,
11	Ternopilska
12	Zaporizka

Quota distribution: 7-12 rayon quota was allocated for the regions based on a set of criteria (e.g. investment opportunity ranking, rural population, # of rayons in the oblast, performance during CBA-2 etc.).

Following to rayon selection, 200 rayon launching seminars were organized in 24 oblasts in total. Partnership Agreements were signed with leaderships of rayons and submitted for signing from UNDP side.

ANNEXES

Annex – I (A)
Selection of Local Partners in 2014 (Regular)

Oblast	Rayons selection							Rayon seminars	VC/CC selection						PA signed by VC/CC	Community selection			
	Allocated Quota	Application	# of rayon selected	CBA-I rayons	New rayons	Rayons in Reserve	PA signed by rayons		Allocated Quota	Application	# of VC/CC selected	CBA-I VC/CC	New VC/CC	VCs/CCs in Reserve		Allocated Quota	Community selected	CBA-I communities	New communities
ARC	0	0	0	0	0	0	0	0	0	0	0	0	0	0	0	0	0	0	0
Cherkaska	0	0	0	0	0	0	0	0	0	0	0	0	0	0	0	0	0	0	0
Chernihivska	0	0	0	0	0	0	0	0	0	0	0	0	0	0	0	0	0	0	0
Chernivetska	0	0	0	0	0	0	0	0	0	0	0	0	0	0	0	0	0	0	0
Dnipropetrovska	0	0	0	0	0	0	0	0	0	0	0	0	0	0	0	0	0	0	0
Donetska	0	0	0	0	0	0	0	0	0	0	0	0	0	0	0	0	-1	0	-1
I-Frankivska	0	0	0	0	0	0	0	0	0	0	0	0	0	0	0	0	0	0	0
Kharkivska	0	0	0	0	0	0	0	0	0	0	0	0	0	0	0	0	0	0	0
Khersonska	0	0	0	0	0	0	0	0	0	0	0	0	0	0	0	0	0	0	0
Khmelnyska	0	0	0	0	0	0	0	0	0	0	0	0	0	0	0	0	0	0	0
Kirovohradska	0	0	0	0	0	0	0	0	0	0	0	0	0	0	0	0	0	0	0
Kyivska	0	0	0	0	0	0	0	0	0	0	0	0	0	0	0	0	0	0	0
Luhanska	0	0	0	0	0	0	0	0	0	0	0	0	0	0	0	0	0	0	0
Lvivska	0	0	0	0	0	0	0	0	0	0	1	0	1	0	1	0	1	0	1
Mykolaiivska	0	0	0	0	0	0	0	0	0	0	1	0	1	0	1	0	1	0	1
Odeska	0	0	0	0	0	0	0	0	0	0	0	0	0	0	0	0	0	0	0
Poltavska	0	0	0	0	0	0	0	0	0	0	0	0	0	0	0	0	0	0	0
Rivnenska	0	0	0	0	0	0	0	0	0	0	0	0	0	0	0	0	0	0	0
Sumska	0	0	0	0	0	0	0	0	0	0	0	0	0	0	0	0	0	0	0
Ternopiiska	0	0	0	0	0	0	0	0	0	0	0	0	0	0	0	0	0	0	0
Vinnyska	0	0	0	0	0	0	0	0	0	0	0	0	0	0	0	0	0	0	0
Volynska	0	0	0	0	0	0	0	0	0	0	0	0	0	0	0	0	0	0	0
Zakarpatska	0	0	0	0	0	0	0	0	0	0	0	0	0	0	0	0	0	0	0
Zaporizka	0	0	0	0	0	0	0	0	0	0	0	0	0	0	0	0	0	0	0
Zhytomyrska	0	0	0	0	0	0	0	0	0	0	0	0	0	0	0	0	0	0	0
Total	0	0	0	0	0	0	0	0	0	0	2	0	2	0	2	0	1	0	1

Annex – I

Selection of Local Partners as of December 2014 (Regular)

Oblast	Rayons selection							Rayon seminars	VC/CC selection						PA signed by VC/CC	Community selection			
	Allocated Quota	Application	# of rayon selected	CBA-I rayons	New rayons	Rayons in Reserve	PA signed by rayons		Allocated Quota	Application	# of VC/CC selected	CBA-I VC/CC	New VC/CC	VCs/CCs in Reserve		Allocated Quota	Community selected	CBA-I communities	New communities
ARC	8	13	8	5	3	2	8	8	32	82	32	9	23	0	32	32	32	9	23
Cherkaska	9	20	9	3	6	3	9	9	39	171	39	3	36	0	39	38	39	4	35
Chernihivska	6	44	6	3	3	3	6	6	25	79	26	3	23	0	26	25	26	3	23
Chernivetska	6	11	6	6	0	3	6	6	24	53	24	6	18	17	24	24	24	5	19
Dnipropetrovska	9	44	9	3	6	2	9	9	37	84	39	6	33	24	39	36	41	5	36
Donetska	10	17	10	4	6	4	10	10	42	109	42	4	38	30	42	42	41	4	37
I-Frankivska	9	17	9	5	4	3	9	9	36	197	36	6	30	0	36	36	36	6	30
Kharkivska	6	46	6	2	4	3	6	6	26	67	26	4	22	18	26	24	26	4	22
Khersonska	8	16	8	4	4	2	8	8	32	73	36	7	29	0	36	32	36	7	29
Khmelnyska	8	20	8	5	3	3	8	8	32	187	32	8	24	33	32	32	32	6	26
Kirovohradska	8	21	8	4	4	5	8	8	33	128	36	8	28	27	36	33	36	8	28
Kyivska	6	15	6	3	3	2	6	6	24	59	25	6	19	12	25	25	25	6	19
Luhanska	9	18	9	3	6	3	9	9	37	98	37	5	32	62	37	36	37	5	32
Lvivska	8	38	8	5	3	3	8	8	38	105	41	8	33	0	41	38	41	8	33
Mykolaivska	9	17	9	4	5	7	9	9	36	125	39	5	34	0	39	36	39	2	37
Odeska	8	23	8	2	6	3	8	8	32	92	30	4	26	24	30	32	30	2	28
Poltavska	8	21	8	3	5	4	8	8	33	95	34	8	26	25	34	33	34	7	27
Rivnenska	8	15	8	4	4	2	8	8	32	145	38	8	30	17	38	32	38	6	32
Sumska	9	18	9	5	4	3	9	9	38	109	38	10	28	0	38	31	38	9	29
Ternopilska	9	15	9	5	4	3	9	9	37	165	37	5	32	37	37	37	37	5	32
Vinnyska	6	24	6	4	2	4	6	6	33	72	29	8	21	-1	29	33	29	8	21
Volynska	9	16	9	5	4	3	9	9	41	152	41	7	34	27	41	41	41	7	34
Zakarpatska	9	13	9	5	4	3	9	9	36	100	38	8	30	0	38	36	38	8	30
Zaporizka	9	19	9	5	4	3	9	9	36	167	36	12	24	18	36	36	37	18	19
Zhytomyrska	6	36	6	3	3	0	6	6	24	84	26	2	24	12	26	24	26	3	23
Total	200	557	200	100	100	76	200	200	835	2798	857	160	697	382	857	824	859	155	704

Annex – II (A)
Support Structures in 2014 (Regular)

Oblast	CO Formation							LDF				RCC		Resource Centre		
	Allocated	CO Formed	Target HH	Participated	Total Members	Male	Female	LDF grafted from CBA-I	New LDF	Total LDF	LDF sittings	RCC Grafted	RCC sittings	Rayon RC grafted	Rayon RC new	Total
ARC	32	0	0	0	0	0	0	0	0	0	0	0	0	0	0	0
Cherkaska	38	0	0	0	0	0	0	0	0	0	0	0	1	0	0	0
Chernihivska	25	0	0	0	0	0	0	0	0	0	17	0	1	0	0	0
Chernivetska	24	0	0	0	0	0	0	0	0	0	2	0	0	0	0	0
Dnipropetrovska	36	0	0	0	0	0	0	0	0	0	3	0	0	0	0	0
Donetska	42	0	0	0	0	0	0	0	0	0	0	0	0	0	0	0
I-Frankivska	36	0	0	0	0	0	0	0	0	0	4	0	1	0	0	0
Kharkivska	24	1	615	505	1233	595	638	0	0	0	0	0	0	0	0	0
Khersonska	32	0	0	0	0	0	0	0	0	0	0	0	0	0	0	0
Khmelnyska	32	0	0	0	0	0	0	0	0	0	4	0	2	0	0	0
Kirovohradska	33	0	0	0	0	0	0	0	0	0	0	0	0	0	0	0
Kyivska	25	0	0	0	0	0	0	0	0	0	0	0	0	0	0	0
Luhanska	36	-1	-470	-470	-359	-162	-197	0	0	0	0	0	1	0	0	0
Lvivska	38	3	1050	980	980	423	557	0	0	0	0	0	1	0	0	0
Mykolaivska	39	1	396	302	302	136	166	0	0	0	10	0	0	0	0	0
Odeska	32	0	0	0	0	0	0	0	0	0	2	0	0	0	0	0
Poltavska	33	0	0	0	0	0	0	0	0	0	1	0	1	0	0	0
Rivnenska	32	0	0	0	0	0	0	0	0	0	4	0	0	0	0	0
Sumska	38	0	0	0	0	0	0	0	0	0	17	0	0	0	0	0
Ternopilska	37	0	0	0	0	0	0	0	0	0	0	0	0	0	0	0
Vinnytska	33	0	0	0	0	0	0	0	0	0	7	0	0	0	0	0
Volynska	41	0	0	0	0	0	0	0	0	0	0	0	1	0	0	0
Zakarpatska	36	0	0	0	0	0	0	0	0	0	18	0	1	0	0	0
Zaporizka	37	0	0	0	0	0	0	0	0	0	1	0	0	0	0	0
Zhytomyrska	24	0	0	0	0	0	0	0	0	0	0	0	0	0	0	0
Total	835	4	1591	1317	2156	992	1164	0	0	0	90	0	10	0	0	0

Annex – II (B)
Support Structures as of December 2014 (Regular)

Oblast	CO Formation							LDF				RCC		Resource Centre		
	Allocated	CO Formed	Target HH	Participated	Total Members	Male	Female	LDF grafted from CBA-I	New LDF	Total LDF	LDF sittings	RCC Grafted	RCC sittings	Rayon RC grafted	Rayon RC new	Total
ARC	32	32	13666	13666	13666	6149	7517	5	3	8	17	1	1	5	3	8
Cherkaska	38	39	11081	10753	12413	8264	4149	3	6	9	62	1	4	3	6	9
Chernihivska	25	26	13750	12286	27033	8324	18709	3	3	6	51	1	6	3	3	6
Chernivetska	24	24	19505	19324	19324	7931	11393	6	0	6	20	1	1	6	0	6
Dnipropetrovska	36	41	7788	4516	14763	5426	9337	3	6	9	44	1	6	3	6	9
Donetska	42	41	36173	31526	31921	7193	24728	4	6	10	32	1	2	4	6	10
I-Frankivska	36	36	7320	5927	5936	5587	349	5	4	9	50	1	1	5	4	9
Kharkivska	24	26	10537	8693	9788	5506	4282	2	4	6	45	1	6	2	4	6
Khersonska	32	36	7955	6676	18604	7243	11361	4	4	8	61	1	4	4	4	8
Khmelnitska	32	32	12771	10659	11382	6628	4754	5	3	8	60	1	2	5	3	8
Kirovohradska	33	34	8898	5366	13776	6718	7058	4	4	8	67	1	1	4	4	8
Kyivska	25	25	12098	10304	10350	6441	3909	3	3	6	49	1	2	3	3	6
Luhanska	36	36	20819	15175	19672	5708	13964	3	6	9	62	1	7	3	6	9
Lvivska	38	41	18468	12278	12662	5976	6686	5	3	8	35	1	6	5	3	8
Mykolaivska	39	38	12522	10189	10602	6887	3715	4	5	9	60	1	6	4	5	9
Odeska	32	30	16823	16552	21289	5522	15767	2	6	8	50	1	12	2	6	8
Poltavska	33	34	13123	10865	28248	7907	20341	3	5	8	83	1	8	3	5	8
Rivnenska	32	38	25300	21647	21647	6994	14653	4	4	8	101	1	4	4	4	8
Sumska	38	38	11628	11118	11118	6002	5116	5	4	9	106	1	7	5	4	9
Ternopil'ska	37	37	10243	10052	32934	6821	26113	5	4	9	46	1	3	5	4	9
Vinnitska	33	29	18864	16535	34584	7338	27246	4	2	6	34	1	1	4	2	6
Volynska	41	41	9892	9892	21386	5645	15741	5	4	9	23	1	2	5	4	9
Zakarpatska	36	38	37379	30713	30794	8226	22568	5	4	9	91	1	2	5	4	9
Zaporizka	37	37	2381	2199	9560	5639	3921	5	4	9	49	1	9	5	4	9
Zhytomyrska	24	28	10689	10689	17418	5990	11428	3	3	6	23	1	1	3	3	6
Total	835	857	369673	317600	460870	166065	294805	100	100	200	1316	25	100	100	100	200

Annex – III
Legal Forms of Community Organizations (Regular)

Region	2014					Total Since Inception					Total
	ACMB	Public organization	BSP	Cooperatives	Other	ACMB	Public organization	BSP	Cooperatives	Other	
ARC	0	0	0	0	0	0	26	6	0	0	32
Cherkaska	0	0	0	0	0	0	39	0	0	0	39
Chernihivska	0	0	0	0	0	0	26	0	0	0	26
Chernivetska	0	0	0	0	0	0	24	0	0	0	24
Dnipropetrovska	0	0	0	0	0	0	33	0	0	8	41
Donetska	0	0	0	0	0	0	41	0	0	0	41
I-Frankivska	0	0	0	0	0	0	36	0	0	0	36
Kharkivska	0	1	0	0	0	0	26	0	0	0	26
Khersonska	0	0	0	0	0	0	32	4	0	0	36
Khmelnyska	0	0	0	0	0	0	32	0	0	0	32
Kirovohradska	0	0	0	0	0	0	34	0	0	0	34
Kyivska	0	0	0	0	0	0	25	0	0	0	25
Luhanska	0	-1	0	0	0	0	36	0	0	0	36
Lvivska	0	3	0	0	0	0	33	2	0	6	41
Mykolaivska	0	1	0	0	0	0	37	0	1	0	38
Odeska	0	0	0	0	0	0	10	20	0	0	30
Poltavska	0	0	0	0	0	0	34	0	0	0	34
Rivnenska	0	0	0	0	0	0	38	0	0	0	38
Sumska	0	0	0	0	0	0	38	0	0	0	38
Ternopiliska	0	0	0	0	0	0	35	2	0	0	37
Vinnytska	0	0	0	0	0	0	29	0	0	0	29
Volynska	0	0	0	0	0	0	38	3	0	0	41
Zakarpatska	0	0	0	0	0	0	38	0	0	0	38
Zaporizka	0	0	0	0	0	0	35	0	2	0	37
Zhytomyrska	0	0	0	0	0	0	28	0	0	0	28
Total	0	4	0	0	0	0	803	37	3	14	857

Annex – IV (A)
Capacity Building, in 2014 (Regular)

Regions	Trainings										Participants without repetition				
	No. of Trainings	CO Management	Planning	MP - Preparation	Financial Mgmt.	MP Implementation	PAS	Public Audit	MP-handover & Sustainability	Other	Male	Female	Total	CO-members	Authorities
ARC	0	0	0	0	0	0	0	0	0	0	0	0	0	0	0
Cherkaska	0	0	0	0	0	0	0	0	0	0	0	0	0	0	0
Chernihivska	18	0	0	0	0	0	3	7	5	3	62	90	153	142	11
Chernivetska	0	0	0	0	0	0	0	0	0	0	0	0	0	0	0
Dnipropetrovska	0	0	0	0	0	0	0	0	0	0	0	0	0	0	0
Donetska	0	0	0	0	0	0	0	0	0	0	0	0	0	0	0
I-Frankivska	0	0	0	0	0	0	0	0	0	0	0	0	0	0	0
Kharkivska	0	0	0	0	0	0	0	0	0	0	0	0	0	0	0
Khersonska	0	0	0	0	0	0	0	0	0	0	0	0	0	0	0
Khmelnyska	0	0	0	0	0	0	0	0	0	0	0	0	0	0	0
Kirovohradska	0	0	0	0	0	0	0	0	0	0	0	0	0	0	0
Kyivska	0	0	0	0	0	0	0	0	0	0	0	0	0	0	0
Luhanska	0	0	0	0	0	0	0	0	0	0	0	0	0	0	0
Lvivska	0	0	0	0	0	0	0	0	0	0	0	0	0	0	0
Mykolaivska	0	0	0	0	0	0	0	0	0	0	0	0	0	0	0
Odeska	0	0	0	0	0	0	0	0	0	0	0	0	0	0	0
Poltavska	0	0	0	0	0	0	0	0	0	0	0	0	0	0	0
Rivnenska	0	0	0	0	0	0	0	0	0	0	0	0	0	0	0
Sumska	18	0	0	0	0	0	9	9	0	0	50	61	111	95	16
Ternopilka	0	0	0	0	0	0	0	0	0	0	0	0	0	0	0
Vinnytska	0	0	0	0	0	0	0	0	0	0	0	0	0	0	0
Volynska	0	0	0	0	0	0	0	0	0	0	0	0	0	0	0
Zakarpatska	0	0	0	0	0	0	0	0	0	0	0	0	0	0	0
Zaporizka	0	0	0	0	0	0	0	0	0	0	0	0	0	0	0
Zhytomyrska	0	0	0	0	0	0	0	0	0	0	0	0	0	0	0
Total	36	0	0	0	0	0	12	16	5	3	112	151	264	237	27

Annex – IV (B)
Capacity Building as of December 2014 (Regular)

Regions	Trainings										Participants without repetition				
	No. of Trainings	CO Management	Planning	MP - Preparation	Financial Mgmt.	MP Implementation	PAS	Public Audit	MP-handover & Sustainability	Other	Male	Female	Total	CO-members	Authorities
ARC	82	8	8	8	10	15	8	8	8	9	324	479	803	660	143
Cherkaska	81	9	9	9	9	9	9	9	9	9	80	134	214	140	74
Chernihivska	74	6	6	6	6	2	17	16	10	9	121	163	284	258	26
Chernivetska	42	6	6	6	6	6	6	6	0	0	104	148	252	236	16
Dnipropetrovska	75	9	9	11	9	9	9	9	9	1	88	269	357	271	86
Donetska	81	11	11	11	1	11	11	11	11	3	253	504	757	489	268
I-Frankivska	84	9	9	9	1	10	27	9	9	1	157	250	407	333	74
Kharkivska	46	6	6	6	3	6	6	6	6	1	68	77	145	126	19
Khersonska	56	8	8	8	8	8	10	6	0	0	118	159	277	162	115
Khmelnyska	65	8	8	8	8	8	8	8	8	1	121	196	317	237	80
Kirovohradska	77	8	8	15	0	8	12	8	16	2	159	236	395	340	55
Kyivska	58	6	6	6	6	6	6	6	6	10	220	254	474	348	126
Luhanska	72	14	14	8	17	8	4	0	0	7	69	188	257	190	67
Lvivska	63	10	10	10	1	16	8	7	0	1	302	403	705	573	132
Mykolaivska	69	9	9	9	6	9	9	9	9	0	275	286	561	448	113
Odeska	58	8	8	8	2	8	8	8	8	0	98	208	306	239	67
Poltavska	72	8	8	8	13	8	9	8	8	2	283	289	572	428	144
Rivnenska	58	8	8	8	1	8	8	8	8	1	226	229	455	329	126
Sumska	63	9	9	9	9	9	9	9	0	0	217	277	494	277	217
Ternopil'ska	51	8	8	8	0	5	6	8	8	0	130	216	346	242	104
Vinnyska	51	7	7	7	0	9	9	6	6	0	167	174	341	240	101
Volynska	70	11	10	9	3	1	9	9	9	9	87	119	206	170	36
Zakarpatska	66	11	11	11	4	11	9	9	0	0	295	366	661	520	141
Zaporizka	171	29	29	29	4	11	32	33	3	1	350	566	916	721	195
Zhytomyrska	30	6	6	3	2	11	1	0	0	1	68	147	215	157	58
Total	1715	232	231	230	129	212	250	212	147	68	4365	6314	10717	8134	2583

Annex – V

Sectoral Distribution of Community Development Priorities (Regular)

Regions	Target CDP	2014								Total Since Inception							
		No of COs with CDP	Sectoral Distribution of Community Priorities					by VCs/CCs Approved at LDF	No of COs with CDP	Sectoral Distribution of Community Priorities					by VCs/CCs Approved at LDF10		
			Health post	Water Supply	Energy Saving	Environment	Total			Health post	Water Supply	Energy Saving	Environment	Total			
ARC	32	0	0	0	0	0	0	0	0	32	3	3	26	0	32	32	32
Cherkaska	38	0	0	0	0	0	0	0	0	39	12	1	26	0	39	39	39
Chernihivska	25	0	0	0	0	0	0	0	0	25	4	3	18	0	25	25	25
Chernivetska	24	0	0	0	0	0	0	0	0	24	3	3	18	0	24	24	24
Dnipropetrovska	39	0	0	0	0	0	0	0	0	39	2	0	37	0	39	39	39
Donetska	42	0	0	0	0	0	0	0	0	41	6	1	33	1	41	41	41
I-Frankivska	36	0	0	0	0	0	0	0	0	36	10	7	17	2	36	36	36
Kharkivska	26	0	0	0	0	0	0	0	0	26	4	1	20	1	26	26	26
Khersonska	32	0	0	0	0	0	0	0	0	32	2	9	21	0	32	32	32
Khmelnyska	32	0	0	0	0	0	0	0	0	32	3	2	27	0	32	32	32
Kirovohradska	33	0	0	0	0	0	0	0	0	33	2	1	30	0	33	33	33
Kyivska	24	0	0	0	0	0	0	0	0	24	6	0	18	0	24	24	24
Luhanska	36	0	0	0	0	0	0	0	0	37	8	1	27	1	37	37	37
Lvivska	38	0	0	0	0	0	0	0	0	38	2	2	34	0	38	38	38
Mykolaivska	36	0	0	0	0	0	0	0	0	36	2	9	25	0	36	36	36
Odeska	32	0	0	0	0	0	0	0	0	30	4	5	21	0	30	30	30
Poltavska	33	0	0	0	0	0	0	0	0	33	1	8	24	0	33	33	33
Rivnenska	32	0	0	0	0	0	0	0	0	32	4	2	26	0	32	32	32
Sumska	38	0	0	0	0	0	0	0	0	38	3	13	22	0	38	38	38
Ternopilska	37	0	0	0	0	0	0	0	0	37	2	1	33	1	37	37	37
Vinnytska	33	0	0	0	0	0	0	0	0	29	4	3	22	0	29	29	29
Volynska	41	0	0	0	0	0	0	0	0	41	12	-2	31	0	41	41	41
Zakarpatska	37	0	0	0	0	0	0	0	0	37	4	2	31	0	37	37	37
Zaporizka	36	0	0	0	0	0	0	0	0	37	0	12	25	0	37	37	37
Zhytomyrska	24	0	0	0	0	0	0	0	0	24	6	2	16	0	24	24	24
Total	836	0	0	0	0	0	0	0	0	832	109	89	628	6	832	832	832

Annex – VI
Micro- projects Approval as of December 2014 (Regular)

Regions	Approved MPPs	Cost-sharing							Typology of MPP				Beneficiaries (people)		
		COs	VC/CC	Rayon Authority	Regional Authority	Private sector	CBA	Total	Health	Energy saving	Water Supply	Environment	Total	Male	Female
ARC	30	371969	1166425	1107651	281227	30764	2261543	5219579	3	23	4		41059	19156	21903
Cherkaska	28	278722	1210202	413185	187105	216708	2074171	4380093	10	17	1		32243	15006	17237
Chernihivska	22	396821	102400	1923869	0	0	1708174	4131264	2	17	3		19023	8993	10030
Chernivetska	19	234209	5545	1438364			1497854	3175972	1	15	3		45174	21010	24164
Dnipropetrovska	27	243651	645911	836228	944796	74649	1942351	4687586	2	25			32879	15036	17843
Donetska	39	330686	1354345	1739652	0	50000	2970424	6445107	6	30	2	1	75776	34902	40874
I-Frankivska	30	346815	165684	2383944			2356202	5252645	5	21	4		44898	19004	25894
Kharkivska	22	232827	368668	1140812	0	34157	1490008	3266472	4	15	1	2	20534	10204	10330
Khersonska	28	250833	1313679	742178	0	0	2161039	4467729	2	17	9		22670	10207	12463
Khmelnyska	28	527845	453291	2671608		284119	2159925	6096788	3	23	2		20211	9088	11123
Kirovohradska	33	355910	765858	1619400	0	262179	2542997	5546344	2	30	1		45922	20308	25614
Kyivska	24	202563	327967	1379934		206875	1865907	3983246	6	18			20669	9339	11330
Luhanska	33	447236	289459	3992193		134187	2486236	7349311	8	23	1	1	40549	18900	21649
Lvivska	35	337958	734576	2334312	0	43000	2346937	5796783	2	31	2		36955	16703	20252
Mykolaiivska	35	591077	814770	1988767	0	41688	2722536	6158838	1	24	10		38760	17448	21312
Odeska	26	333490	580816	1370273	0	0	2042723	4327302	4	17	5		38171	16934	21237
Poltavska	26	292871	197623	1317625	1178163	26170	2024271	5036723	1	17	8		19620	9024	10596
Rivnenska	28	325246	254871	2341313	0	0	2186075	5107505	2	24	2		32695	15432	17263
Sumska	36	1505112	1733246	1113484	305778	0	2476096	7133716	2	20	14		19041	8607	10434
Ternopil'ska	32	608140	58212	2351420	0	103841	2468629	5590242	1	29	1	1	24909	11964	12945
Vinnyska	18	217849	836420	1302932	0	136761	1141800	3635762	2	13	3		11416	4971	6445
Volyn'ska	37	350556	325350	1885408	726808		2574740	5862862	8	29			20670	9206	11464
Zakarpatska	32	388500	1174334	2161252	0	68617	2407580	6200283	2	27	3		54754	25537	29217
Zaporizka	23	291646	528239	1296666	0	326738	1787025	4230314	2	12	9		34876	16082	18794
Zhytomyrska	21	206408	522320	1545946	0	0	1675755	3950429	5	14	2		20282	9099	11183
Total	712	9668940	15930211	42398416	3623877	2040453	53370998	127032895	86	531	90	5	813756	372160	441596

Annex – VII
Micro-Project Completion and Sustainability (Regular)

Region	2014				Total Since Inception			
	O & M fund created	Works done	Public audit held	Handover	O & M fund created	Works done	Public audit held	Handover
ARC	1	2	2	5	30	30	30	30
Cherkaska	0	0	0	0	28	28	28	28
Chernihivska	0	6	9	11	22	22	22	22
Chernivetska	3	14	7	17	19	19	19	19
Dnipropetrovska	0	0	0	0	27	27	27	27
Donetska	1	1	1	1	39	39	39	39
I-Frankivska	0	0	0	0	30	30	30	30
Kharkivska	1	1	1	1	22	22	22	22
Khersonska	7	2	2	2	28	28	28	28
Khmelnyska	1	5	5	7	28	28	28	28
Kirovohradska	0	0	0	0	33	33	33	33
Kyivska	3	2	2	2	24	24	24	24
Luhanska	1	1	1	1	33	33	33	33
Lvivska	14	7	20	9	35	35	35	35
Mykolaivska	0	0	0	0	35	35	35	35
Odeska	0	0	6	4	26	26	26	26
Poltavska	0	2	3	1	26	26	26	26
Rivnenska	0	1	1	1	28	28	28	28
Sumska	-1	3	3	3	36	36	36	36
Ternopilska	8	3	5	6	32	32	32	32
Vinnyska	7	6	8	5	18	18	18	18
Volynska	0	1	1	1	37	37	37	37
Zakarpatska	4	2	4	4	32	32	32	32
Zaporizka	0	0	0	0	23	23	23	23
Zhytomyrska	1	13	14	11	21	21	21	21
Total	51	72	95	92	712	712	712	712

Annex – VIII (A)
 Establishing Partnership in 2014 (Replication)

Region	Allocated quota	Rayons selection			PA signed by rayons	Rayon seminars	VC/CC selection			VC/CC level seminar	PA signed by VC/CC	Community selection			CO Formation						LDF				RCRC												
		rayons selected	CBA-I rayons	New rayons			# of VC/CC selected	CBA-I VC/CC	New VC/CC			Community selected	CBA-I community	New community	formed/granted	COs enrolled at VC/CC	CO legally registered	Target HH	Participated HHs	Total Members	LDF grafted from CBA-I	New LDF formed	Total LDF	LDF sittings	RCRC grafted	New RCRC	Total										
ARC	0	0	0	0	0	0	0	0	0	0	0	0	0	0	0	0	0	0	0	0	0	0	0	0	0	0	0	0	0	0	0	0	0	0	0	0	0
Cherkaska	4	0	0	0	0	0	0	0	0	0	0	0	0	0	0	0	0	0	0	0	0	0	0	0	0	0	0	0	0	0	0	0	0	0	0	0	0
Chernihivska	0	0	0	0	0	0	0	0	0	0	0	0	0	0	0	0	0	0	0	0	0	0	0	0	0	0	0	0	0	0	0	0	0	0	0	0	0
Chernivetska	2	0	0	0	0	0	0	0	0	0	0	0	0	0	0	0	0	0	0	0	0	0	0	0	0	4	0	0	0	0	0	0	0	0	0	0	0
DT	4	0	0	0	0	0	0	0	0	0	0	0	0	0	0	0	0	0	0	0	0	0	0	0	4	0	0	0	0	0	0	0	0	0	0	0	0
Donetska	2	0	0	0	0	0	0	0	0	0	0	0	0	0	0	0	0	0	0	0	0	0	0	0	0	0	0	0	0	0	0	0	0	0	0	0	0
I-Frankivska	4	0	0	0	0	0	0	0	0	0	0	0	0	0	0	0	0	0	0	0	0	0	0	0	3	0	0	0	0	0	0	0	0	0	0	0	0
Kharkivska	0	0	0	0	0	0	0	0	0	0	0	0	0	0	0	0	0	0	0	0	0	0	0	0	0	0	0	0	0	0	0	0	0	0	0	0	0
Khersonska	2	0	0	0	0	0	0	0	0	0	0	0	0	0	0	0	0	0	0	0	0	0	0	0	0	0	0	0	0	0	0	0	0	0	0	0	0
Khmelnyska	2	0	0	0	0	0	0	0	0	0	0	0	0	0	0	0	0	0	0	0	0	0	0	1	0	0	0	0	0	0	0	0	0	0	0	0	0
KR	4	0	0	0	0	0	0	0	0	0	0	0	0	0	0	0	0	0	0	0	0	0	0	11	0	0	0	0	0	0	0	0	0	0	0	0	0
Kyivska	2	0	0	0	0	0	0	0	0	0	0	0	0	0	0	0	0	0	0	0	0	0	0	12	0	0	0	0	0	0	0	0	0	0	0	0	0
Luhanska	4	0	0	0	0	0	0	0	0	0	0	0	0	0	0	0	0	0	0	0	0	0	0	0	0	0	0	0	0	0	0	0	0	0	0	0	0
Lvivska	4	0	0	0	0	0	0	0	0	0	0	0	0	0	0	0	0	0	0	0	0	0	0	8	0	0	0	0	0	0	0	0	0	0	0	0	0
Mykolaivska	3	0	0	0	0	0	0	0	0	0	0	0	0	0	0	0	0	0	0	0	0	0	0	4	0	0	0	0	0	0	0	0	0	0	0	0	0
Odeska	3	0	0	0	0	0	0	0	0	0	0	0	0	0	0	0	0	0	0	0	0	0	0	0	0	0	0	0	0	0	0	0	0	0	0	0	0
Poltavska	3	0	0	0	0	0	0	0	0	0	0	0	0	0	0	0	0	0	0	0	0	0	0	0	0	0	0	0	0	0	0	0	0	0	0	0	0
Rivnenska	3	0	0	0	0	0	0	0	0	0	0	0	0	0	0	0	0	0	0	0	0	0	0	0	0	0	0	0	0	0	0	0	0	0	0	0	0
Sumska	3	0	0	0	0	0	0	0	0	0	0	0	0	0	0	0	0	0	0	0	0	0	0	10	0	0	0	0	0	0	0	0	0	0	0	0	0
Ternopilka	4	0	0	0	0	0	0	0	0	0	0	0	0	0	0	0	0	0	0	0	0	0	0	0	0	0	0	0	0	0	0	0	0	0	0	0	0
Vinnytska	0	0	0	0	0	0	0	0	0	0	0	0	0	0	0	0	0	0	0	0	0	0	0	3	0	0	0	0	0	0	0	0	0	0	0	0	0
Volynska	4	0	0	0	0	0	0	0	0	0	0	0	0	0	0	0	0	0	0	0	0	0	1	1	0	0	0	0	0	0	0	0	0	0	0	0	0
Zakarpatska	2	0	0	0	0	0	0	0	0	0	0	0	0	0	0	0	0	0	0	0	0	0	4	0	0	0	0	0	0	0	0	0	0	0	0	0	0
Zaporizka	3	0	0	0	0	0	0	0	0	0	0	0	0	0	0	0	0	0	0	0	0	0	0	0	0	0	0	0	0	0	0	0	0	0	0	0	0
Zhytomyrska	0	0	0	0	0	0	0	0	0	0	0	0	0	0	0	0	0	0	0	0	0	0	0	0	0	0	0	0	0	0	0	0	0	0	0	0	0
Total	62	0	0	0	0	0	0	0	0	0	0	0	0	0	0	0	0	0	0	0	0	0	1	1	63	0	0	0	0	0	0	0	0	0	0	0	

Annex – VIII (B)
Establishing Partnership as of December 2014 (Replication)

Region	Allocated quota	Rayons selection			PA signed by rayons	Rayon seminars	VC/CC selection			VC/CC level seminar	PA signed by VC/CC	Community selection			CO Formation						LDF				RCRC		
		rayons selected	CBA-I rayons	New rayons			# of VC/CC selected	CBA-I VC/CC	New VC/CC			Community selected	CBA-I community	New community	COs formed/grafte	COs enrolled at VC/CC	CO legally registered	Target HH	Participated HHs	Total Members	LDF grafted from CBA-I	New LDF formed	Total LDF	LDF sittings	RCRC grafted	New RCRC	Total
CK	4	4	2	2	4	4	16	5	11	16	16	16	5	11	16	16	16	4500	4050	4050	2	2	4	27	2	2	4
CV	2	2	2	0	2	2	8	0	8	8	8	8	0	8	8	8	8	3367	3367	3367	2	0	2	7	2	0	2
DT	4	4	1	3	4	4	18	1	17	18	18	18	1	17	18	18	18	5839	4762	9489	1	3	4	18	1	3	4
DD	2	1	1	0	1	2	7	0	7	8	7	7	0	7	7	7	7	2786	2431	2431	1	0	1	5	1	0	1
IF	4	4	3	1	4	4	16	2	14	16	16	16	2	14	16	16	16	8506	6806	6806	3	1	4	15	3	1	4
KS	2	2	1	1	2	2	9	4	5	9	9	9	4	5	9	9	9	5713	4014	7912	1	1	2	10	1	1	2
KM	2	2	0	2	2	2	8	0	8	8	8	8	0	8	8	8	8	2231	1785	1785	0	2	2	6	0	2	2
KR	4	4	1	3	4	4	16	2	14	17	16	16	2	14	16	16	16	7954	7365	11123	1	3	4	44	1	3	4
KV	2	2	2	0	4	4	8	2	6	8	8	8	2	6	8	8	8	2290	2290	2290	2	2	4	24	2	2	2
LH	4	4	2	2	4	4	15	3	12	18	15	15	3	12	16	16	16	7750	6239	8160	2	0	2	24	2	0	4
LV	4	4	0	4	4	4	16	0	16	16	16	16	0	16	16	16	16	6186	5808	5808	0	4	4	20	0	4	4
MK	3	3	0	3	3	4	12	0	12	12	12	12	0	12	12	12	12	4593	3792	4181	0	3	3	16	0	3	3
OD	3	3	2	1	3	4	12	6	6	12	12	12	4	8	12	12	12	5193	5097	6825	2	1	3	12	2	1	3
PT	3	3	1	2	3	3	12	3	9	12	12	12	3	9	12	12	12	4341	3712	9897	1	2	3	11	1	2	3
RV	3	3	2	1	3	3	8	4	4	8	8	8	4	4	8	8	8	1894	1210	1210	2	1	3	6	2	1	3
SM	3	3	3	0	3	3	8	6	2	9	8	8	6	2	8	8	8	2144	1943	1943	3	0	3	41	3	0	3
TP	4	4	2	2	5	3	16	2	14	17	16	16	2	14	16	16	16	4368	4112	5092	2	2	4	16	2	2	4
VN	0	2	0	2	2	2	8	0	8	8	8	9	0	9	9	9	9	6551	5915	13830	0	2	2	7	0	2	2
VP	4	4	2	2	4	4	16	4	12	16	16	16	4	12	16	16	16	1300	1257	1369	2	2	4	4	2	2	4
ZP	2	3	2	1	3	3	8	4	4	8	8	8	4	4	8	8	8	4220	3380	11204	2	1	3	13	2	1	3
ZP	3	3	0	3	3	4	12	0	12	12	12	12	0	12	12	12	12	1350	970	1840	0	3	3	18	0	3	3
Total	62	64	29	35	67²	69	249²	48³	201	264	249	250	46	204	251	251	251	93076	80305	120612	29	35	64	343	29	35	64

² Data amended³ Data amended

Annex – IX
Capacity Building as of December 2014 (Replication)

Oblast	CDPs			Training															
	COs with CDPs	CDPs approved at VC	CDPs approved at LDF	Type of Training										Participants (without repetition)					
				No. of Trainings	CO Mgmt.	Financial Mgmt.	Planning	MP - Preparation	MP Implementation	PAS	Public Audit	MP-handover & Sustainability	Other	Male	Female	Total	CO-members	Authorities	
ARC	0	0	0	0	0	0	0	0	0	0	0	0	0	0	0	0	0	0	0
Cherkaska	16	16	16	33	4	4	4	4	4	4	4	4	4	1	36	55	91	67	24
Chernihivska	0	0	0	0	0	0	0	0	0	0	0	0	0	0	0	0	0	0	0
Chernivetska	8	8	8	14	2	2	2	2	2	2	2	2	0	0	5	4	9	6	3
Dnipropetrovska	18	18	18	48	6	6	6	5	5	8	6	6	0	0	25	101	126	85	41
Donetska	7	7	7	12	2	2	2	1	2	1	1	1	0	0	27	82	109	87	22
I-Frankivska	16	16	16	17	4	4	4	1	4	0	0	0	0	0	14	26	40	38	2
Kharkivska	0	0	0	0	0	0	0	0	0	0	0	0	0	0	0	0	0	0	0
Khersonska	9	9	9	14	2	2	2	2	2	2	2	0	0	34	50	84	48	36	
Khmelnyska	8	8	8	16	2	2	2	2	2	2	2	2	0	25	38	63	38	25	
Kirovohradska	16	16	16	36	4	4	8	0	4	4	3	5	4	169	212	381	350	31	
Kyivska	16	16	16	16	2	2	2	2	2	2	2	0	2	34	111	145	115	30	
Luhanska	8	8	8	71	9	9	9	22	14	8	0	0	0	30	114	144	115	29	
Lvivska	16	16	16	23	5	5	5	8	0	0	0	0	0	48	72	120	76	44	
Mykolaivska	12	12	12	13	3	3	3	1	3	0	0	0	0	48	62	110	95	15	
Odeska	12	12	12	20	3	3	3	1	3	3	2	2	0	17	53	70	58	12	
Poltavska	12	12	12	27	3	3	6	3	3	3	3	3	0	93	88	181	132	49	
Rivnenska	8	8	8	21	6	6	3	3	3	0	0	0	0	49	75	124	112	12	
Sumska	8	8	8	6	1	1	1	1	1	1	0	0	0	18	25	43	36	7	
Ternopil'ska	16	16	16	20	2	2	6	0	6	2	1	1	0	44	70	114	80	34	
Vinnytska	9	9	9	14	4	4	2	0	2	2	0	0	0	28	77	105	77	28	
Volynska	16	16	16	14	4	4	4	0	2	0	0	0	0	28	38	66	48	18	
Zakarpatska	8	8	8	22	3	3	3	3	3	3	2	2	0	78	98	176	157	19	
Zaporizka	12	12	12	37	4	4	4	5	4	4	4	4	4	165	277	442	304	138	
Zhytomyrska	0	0	0	0	0	0	0	0	0	0	0	0	0	0	0	0	0	0	
Total	251	251	251	494	75	75	81	66	71	51	34	30	11	1015	1728	2743	2124	619	

Annex – X (A)
Micro-Projects Approved in 2014 (Replication)

Regions	MPPs approved	Cost-sharing							Typology of MPPR				Beneficiaries (people)			Beneficiaries (institutions)		
		COS	VC/CC	Rayon Authority	Regional Authority	Private Sector	CBA	Total	Health	Energy Saving	Water	Environment	Total	Male	female	schools	health3	community
ARC	0	0	0	0	0	0	0	0	0	0	0	0	0	0	0	0	0	0
Cherkaska	1	5350	10000	10000	7800	50650	20800	104600	0	1	0	0	562	275	287	0	1	0
Chernihivska	0	0	0	0	0	0	0	0	0	0	0	0	0	0	0	0	0	0
Chernivetska	1	3413	50151	0	0	0	13411	66975	0	1	0	0	9788	5042	4746	0	0	1
DT	0	0	0	0	0	0	0	0	0	0	0	0	0	0	0	0	0	0
Donetska	0	0	0	0	0	0	0	0	0	0	0	0	0	0	0	0	0	0
I-Frankivska	1	5431	0	157910	0	0	20800	184141	1	0	0	0	536	264	272	0	0	1
Kharkivska	0	0	0	0	0	0	0	0	0	0	0	0	0	0	0	0	0	0
Khersonska	0	0	0	0	0	0	0	0	0	0	0	0	0	0	0	0	0	0
Khmelnyska	0	0	0	0	0	0	0	0	0	0	0	0	0	0	0	0	0	0
Kirovohradska	0	0	0	0	0	0	0	0	0	0	0	0	0	0	0	0	0	0
Kyivska	0	0	0	0	0	0	0	0	0	0	0	0	0	0	0	0	0	0
Luhanska	1	5808	0	75195	0	0	21252	102195	1	0	0	0	1147	611	536	0	1	0
Lvivska	1	8326	0	49999	34000	0	21000	113325	1	0	0	0	1760	712	1048	0	1	0
Mykolaivska	0	0	0	0	0	0	0	0	0	0	0	0	0	0	0	0	0	0
Odeska	0	0	0	0	0	0	0	0	0	0	0	0	0	0	0	0	0	0
Poltavska	0	0	0	0	0	0	0	0	0	0	0	0	0	0	0	0	0	0
Rivnenska	0	0	0	0	0	0	0	0	0	0	0	0	0	0	0	0	0	0
Sumska	0	0	0	0	0	0	0	0	0	0	0	0	0	0	0	0	0	0
Ternopilka	0	0	0	0	0	0	0	0	0	0	0	0	0	0	0	0	0	0
Vinnyska	6	5030	20000	55450	0	0	20120	100600	0	6	0	0	2992	1289	1703	1	1	4
Volynska	0	0	0	0	0	0	0	0	0	0	0	0	0	0	0	0	0	0
Zakarpatska	0	0	0	0	0	0	0	0	0	0	0	0	0	0	0	0	0	0
Zaporizka	0	0	0	0	0	0	0	0	0	0	0	0	0	0	0	0	0	0
Zhytomyrska	0	0	0	0	0	0	0	0	0	0	0	0	0	0	0	0	0	0
Total	11	33358	80151	348554	41800	50650	117383	671836	3	8	0	0	16785	8193	8592	1	4	6

Annex – X (B)
Micro-Projects Approved as of December 2014 (Replication)

Regions	MPs approved	Cost-sharing							Typology of MPPR				Beneficiaries (people)			Beneficiaries (institutions)		
		COS	VC/CC	Rayon Authority	Regional Authority	Private Sector	CBA	Total	Health	Energy Saving	Water	Environment	Total	Male	female	schools	health3	community
ARC	0																	
Cherkaska	9	56636	388437	159110	66207	67650	178442	916482	3	6			11774	5361	6413	6	3	
Chernihivska	0																	
Chernivetska	7	36975	50151	311671	0	0	99296	498093		7			25560	12843	12717			7
Dnipropetrovska	16	129758	487700	236321	914780	0	317685	2086244	1	14	1		21552	9816	11736	14	1	1
Donetska	7	28658	372219	75448	0	0	96845	573170	1	6	0	0	6232	2821	3411	5	1	1
I-Frankivska	16	138129	0	1260424	60000	0	310322	1768875	2	13	1		17775	8325	9450	11	2	3
Kharkivska	0							0										
Khersonska	9	65583	183154	337000	25000	2000	150080	762817		6	3		14220	6693	7527	6		3
Khmelnyska	8	111586	568313	221050	0	5000	138891	1044840	1	5	2	0	4623	2027	2596	4	1	3
Kirovohradska	16	85599	558514	374062	0	142826	317333	1478334	3	13	0	0	15486	7071	8415	13	2	1
Kyivska	7	39218	0	550867	0	0	143759	733844	0	6	1	0	7257	2436	4821	6	1	0
Luhanska	15	151377	282208	1571169	0	0	304558	2309312	4	7	1	3	13295	6371	6924	6	4	5
Lvivska	16	138422	249399	572129	544000	22113	328702	1854765	1	14		1	20826	9470	11356	15		1
Mykolaivska	8	58832	100960	513776	0	0	168869	842437	2	2	4	0	8067	3768	4299	1	3	4
Odeska	12	64212	396	821621	0	0	220299	1106528	1	10	1		16115	7626	8489	10	1	1
Poltavska	8	65601	352593	467513	181222	0	165300	1232229	1	5	2	0	7365	3397	3968	5	1	2
Rivnenska	8	42064	171789	424505	0	0	159139	797497	2	6	0	0	5333	2276	3057	4	2	2
Sumska	8	161366	536983	342546	77445	0	165048	1283388	2	5	1	0	4942	2299	2643	3	2	3
Ternopil'ska	16	227713	11830	770214	0	109384	394592	1513733	2	14	0	0	15701	7536	8165	12	2	2
Vinnytska	8	46355	285064	423489	0	10675	157872	923455		8			3986	1794	2192	4		4
Volyn'ska	16	87667	302205	433758	273000	0	329347	1425977	2	14	0	0	7494	3593	3901	9	2	5
Zakarpatska	8	44659	434566	104074	0	0	153447	736746	3	5	0	0	6611	3189	3422	4	2	2
Zaporizka	12	83777	419789	486265	0	30101	221095	1241027	1	7	4	0	11153	4714	6439	3	5	4
Zhytomyrska																		
Total	230	1864187	5756270	10457012	2141654	389749	4520921	25129793	32	173	21	4	245367	113426	131941	141	35	54

Annex –XI
Post-completion Activities (Replication)

Region	2014				Total Since Inception				
	O & M fund created	Works done	Public audit held	Handover	Approved MPP	O & M fund created	Works done	Public audit held	Handover
ARC	0	0	0	0	0	0	0	0	0
Cherkaska	0	1	0	0	9	8	8	8	7
Chernihivska	0	0	0	0	0	0	0	0	0
Chernivetska	7	9	4	4	7	7	7	4	4
Dnipropetrovska	3	0	0	0	16	15	15	15	15
Donetska	0	1	1	1	7	7	7	7	7
I-Frankivska	9	11	5	11	16	16	14	14	14
Kharkivska	0	0	0	0	0	0	0	0	0
Khersonska	3	3	3	3	9	9	9	9	9
Khmelnyska	2	6	6	6	8	8	6	6	6
Kirovohradska	0	7	5	12	16	16	16	14	12
Kyivska	0	2	0	0	7	7	7	7	7
Luhanska	2	8	7	9	15	13	13	12	13
Lvivska	1	10	5	11	16	16	11	11	11
Mykolaivska	4	10	4	10	8	8	8	8	8
Odeska	0	5	6	6	12	12	10	10	10
Poltavska	0	6	6	4	8	8	7	7	5
Rivnenska	1	7	4	8	8	8	8	8	8
Sumska	0	5	5	4	8	8	8	8	7
Ternopil'ska	10	0	2	3	16	15	15	15	9
Vinnytska	7	2	2	2	8	8	2	2	2
Volynska	1	3	3	9	16	16	11	11	11
Zakarpatska	0	1	3	1	8	6	6	6	6
Zaporizka	1	7	6	4	12	12	12	10	8
Zhytomyrska	0	0	0	0		0	0	0	0
Total	51	104	77	108	230	223	200	192	179

Annex – XII (A)

Support Structure and Capacity Building in 2014 (Energy Efficiency Component)

Oblast	VC/CC selection			VC/CC level seminar	PA signed by VC/CC	Community selection			CO Formation						Trainings					CDPs			
	# of VC/CC selected	CBA-I or II VC/CC	New VC/CC			CBA-I - II communities	New communities	Total	COs formed/granted	COs enrolled at VC/CC	CO legally registered	Target HH	Participated HHs	Total Members	Number of Training	CO-members	Authorities	Total	Male	Female	# of CDPs	CDPs approved VC/CC	# approved by LDF
ARC	0	0	0	0	0	0	0	0	0	0	0	0	0	0	0	0	0	0	0	0	0	0	
Cherkaska	0	0	0	3	0	3	0	3	3	3	3	751	710	710	3	22	15	37	22	15	3	3	3
Chernihivska	1	1	0	1	0	1	0	1	1	1	1	1092	1024	1024	5	52	9	61	27	34	1	1	1
Chernivetska	2	2	0	1	0	1	0	1	1	1	1	70	51	51	0	0	0	0	0	0	1	1	1
Dnipropetrovska	0	0	0	4	0	4	0	4	4	4	4	2088	1611	1643	4	32	9	41	32	9	4	4	4
Donetska	1	1	0	1	0	1	0	1	1	1	1	450	360	360	2	16	2	18	16	2	1	1	1
I-Frankivska	6	6	0	3	0	3	0	3	3	3	3	1656	1438	309	4	67	4	71	25	42	3	3	3
Kharkivska	2	2	0	2	0	2	0	2	2	2	2	615	505	1233	0	0	0	0	0	0	2	2	2
Khersonska	0	0	0	0	0	0	0	0	0	0	0	0	0	0	9	22	3	25	5	20	0	0	0
Khmelnyska	2	2	0	2	0	2	0	2	2	2	2	1425	1147	2019	15	42	15	57	32	25	2	2	2
Kirovohradska	0	0	0	0	0	0	0	0	0	0	0	0	0	0	8	209	12	221	105	116	0	0	0
Kyivska	0	0	0	0	0	0	0	0	0	0	0	0	0	0	2	42	8	50	42	8	0	0	0
Luhanska	0	0	0	2	0	2	0	2	2	2	2	1292	1292	7	2	27	3	30	27	3	2	2	2
Lvivska	3	2	1	2	1	2	1	3	9	9	9	3740	3455	3455	9	82	8	90	82	8	0	0	0
Mykolaiivska	3	2	1	2	1	2	1	3	3	3	3	1276	929	929	10	212	20	232	189	41	3	3	3
Odeska	1	1	0	0	0	0	0	0	-1	-1	-1	-3515	-251	-1132	0	0	0	0	0	0	0	0	0
Poltavska	3	3	0	3	0	3	0	3	0	0	0	0	0	0	3	15	21	36	15	21	0	0	0
Rivnenska	1	1	0	1	0	1	0	1	1	1	1	676	540	540	3	18	3	21	18	3	1	1	1
Sumska	0	0	0	0	0	0	0	0	3	3	3	748	685	685	9	44	12	56	44	12	3	3	3
Ternopilaska	0	0	0	0	0	0	0	0	0	0	0	0	0	0	0	0	0	0	0	0	2	2	2
Vinnyska	2	2	0	2	0	2	0	2	2	2	2	780	780	1780	0	0	0	0	0	0	1	1	1
Volynska	2	2	0	2	0	2	0	2	4	4	4	454	454	510	0	0	0	0	0	0	2	2	2
Zakarpatska	0	0	0	0	0	0	0	0	0	0	0	0	0	0	7	80	45	125	79	46	0	0	0
Zaporizka	6	6	0	6	0	6	0	6	6	6	6	4354	3991	6544	42	174	6	180	174	6	6	6	6
Zhytomyrska	0	0	0	0	0	0	0	0	0	0	0	0	0	0	3	19	10	29	19	10	0	0	0
Total	35	33	2	37	2	37	2	39	46	46	46	17952	18721	20667	140	1175	205	1380	953	421	37	37	37

Annex – XII (B)

Support Structure and Capacity Building as of December 2014 (Energy Efficiency Component)

Regions	VC/CC selection			VC/CC level seminar	PA signed by VC/CC	Community selection			CO Formation						Trainings						CDPs		
	# of VC/CC selected	CBA-I or II VC/CC	New VC/CC			CBA-I - II community	New community	Total	COs formed/graphed	COs enrolled at VC/CC	CO legally registered	Target HH	Participated HHs	Total Members	Number of Training	CO-members	Authorities	Total	Male	Female	# of CDPs	CDPs approved VC/CC	# approved by LDF
ARC	6	6	0	6	5	6	0	6	6	6	6	1650	1650	2175	49	359	31	390	170	220	6	6	6
Cherkaska	6	6	0	6	6	9	0	9	6	6	6	2928	2701	2701	10	109	55	164	54	110	9	9	9
Chernihivska	6	5	1	6	0	6	1	7	6	6	6	2062	1557	1557	14	246	233	479	243	236	7	7	7
Chernivetska	6	6	0	0	0	7	0	7	6	6	6	7437	5780	5780	36	160	26	186	80	106	7	7	7
Dnipropetrovska	8	8	0	0	1	10	2	12	8	8	8	3082	2168	2392	21	170	167	337	142	195	12	12	12
Donetska	6	6	0	9	9	7	0	7	6	6	6	6486	5461	5461	27	291	172	463	163	300	7	7	7
I-Frankivska	11	11	0	0	8	11	0	11	8	8	8	10449	4137	8190	17	308	22	330	129	201	8	8	8
Kharkivska	8	8	0	8	8	10	0	10	8	8	8	6253	5154	5154	4	76	20	96	40	56	10	10	8
Khersonska	6	2	4	6	4	3	4	7	6	6	6	2685	1477	3982	39	517	198	715	343	372	6	6	6
Khmelnitska	7	7	0	7	7	9	0	9	7	7	7	5396	4486	4776	27	95	24	119	53	66	9	9	9
Kirovohradska	6	3	3	6	6	3	3	6	6	6	6	4325	3853	4740	28	496	34	530	248	282	6	6	6
Kyivska	6	5	1	6	6	5	1	6	6	6	6	2331	1949	1949	12	334	121	455	190	265	6	6	6
Luhanska	6	6	0	6	0	8	0	8	6	6	6	2854	2835	5166	4	126	62	188	81	107	8	8	8
Lvivska	8	6	2	8	8	8	3	11	8	2	2	573	573	573	12	136	14	150	61	89	8	8	8
Mykolaivska	7	5	2	7	6	7	1	8	7	6	6	1382	1167	1433	24	462	50	510	277	233	9	9	9
Odeska	6	6	0	6	5	6	0	6	6	6	6	5460	1946	3203	22	241	80	321	116	205	4	4	4
Poltavska	6	5	1	0	2	9	1	10	6	6	6	2038	1742	2052	19	51	39	90	52	38	6	6	6
Rivnenska	6	0	6	6	0	1	6	7	6	6	6	3216	3216	3216	12	251	48	299	49	250	7	7	7
Sumska	6	6	0	6	6	6	0	6	6	6	6	4396	4289	4581	12	52	10	62	25	37	6	6	6
Ternopilka	6	6	0	6	0	6	0	6	6	6	6	2451	2168	2168	2	14	13	27	17	10	6	6	6
Vinnitska	6	6	0	6	5	8	0	8	6	8	8	6893	5955	9578	1	11	15	26	15	11	7	7	7
Volynska	6	6	0	0	0	8	0	8	6	4	4	738	738	738	5	32	6	38	23	15	8	8	8
Zakarpatska	8	7	1	8	8	7	1	8	0	2	2	2450	2450	2450	18	210	55	265	147	118	8	8	8
Zaporizka	8	8	0	2	8	14	0	14	8	8	8	3916	3222	9188	43	197	49	246	115	131	14	14	14
Zhytomyrska	6	4	2	2	4	4	2	6	6	4	4	1419	1419	3576	11	92	46	138	59	79	6	6	6
Total	167	144	23	123	112	178	25	203	156	149	149	92870	72093	96779	469	5036	1590	6626	2892	3734	190	190	188

Annex – XIII (A)
Energy Efficiency Component in 2014

Region	Approved MPP	COS	VC CC	Rayons	Oblast	Private	CBA	Total Budget (UAH)	Total Beneficiaries	Male	Female	Healthpost	School/Kindergartens	Community
ARC	0	0	0	0	0	0	0	0	0	0	0	0	0	0
Cherkaska	2	46560	0	413396	0	189109	695500	1344565	1827	680	1147	0	2	0
Chernihivska	0	0	0	0	0	0	0	0	0	0	0	0	0	0
Chernivetska	3	46003	47976	241558	0	0	25352	360889	6585	2959	3626	1	1	1
Dnipropetrovska	4	85746	0	0	0	0	709463	795209	19081	8365	10716	0	0	4
Donetska	1	17532	0	0	0	13523	251400	282455	1154	546	608	0	1	0
Ivano-Frankivska	2	52022	4264	72825	0	0	455661	584772	1903	968	935	0	0	2
Kharkivska	2	58408	0	0	0	0	434385	492793	3178	1518	1660	1	0	1
Khersonska	2	54683	0	0	0	0	463436	518119	3857	1811	2046	0	0	2
Khmelnitska	1	41195	70508	60620	0	0	342600	514923	2326	973	1353	0	0	1
Kirovohradska	4	81368	145788	330000	0	38498	1026905	1622559	10937	4703	6234	0	4	0
Kyivska	4	45930	229645	0	0	0	643607	919182	2124	997	1127	0	0	4
Luhanska	3	64626			0	0	17697	82323	4229	1979	2250	0	0	3
Lvivska	3	86172	0	292185	0	0	574583	952940	2264	1075	1189	0	3	0
Mykolaivska	7	173150	407299	355796	0	84556	1175065	2195866	7685	3323	4362	1	5	1
Odeska	6	89495	127637	465939	0	0	1031401	1714472	4697	1970	2727	0	3	3
Poltavska	4	80009	166142	71310	91600	0	718480	1127541	11952	5333	6619	0	0	4
Rivnenska	1	29500	0	102027	0	0	236500	368027	1375	640	735	0	1	0
Sumska	3	75006	206277	0	0	0	656329	937612	1898	895	1003	0	3	0
Ternopil'ska	1	16957	0	77887	0	9861	228192	332897	606	282	324	0	1	0
Vinnytska	3	22168	8212	50000	0	0	187220	267600	267	106	161	0	3	0
Volynska	2	52142	0	70422	69740	0	755852	948156	461	190	271	0	0	2
Zakarpatska	4	79711	98448	134411	0	662157	291043	1265770	2680	1323	1357	0	2	2
Zaporizka	12	286444	458451	468082	0	0	2380185	3593162	17760	7634	10126	2	8	2
Zhytomyrska	8	39990	77435	422390	0	0	244212	784027	4329	1939	2390	2	5	1
Total	82	1624817	2048082	3628848	161340	997704	13545068	22005859	113175	50209	62966	7	42	33

Annex – XIII (B)
Energy Efficiency Component as of December 2014

Region	Approved MPP	COS	VC CC	Rayons	Oblast	Private	CBA	Total Budget (UAH)	Total Beneficiaries	Male	Female	Healthpost	School/Kindergartens	Community
ARC	10	113210	415445	358350	159970	0	1086349	2133324	10125	4667	5458	0	1	9
Cherkaska	27	292317	1442739	413396	149588	423964	2578159	5300163	22479	10246	12233	2	11	14
Chernihivska	10	167886	2500	1610147		33899	1280049	3094481	5675	2730	2945	3	5	2
Chernivetska	12	148793	66947	909091	0	0	1184438	2309269	17739	8356	9383	2	7	3
Dnipropetrovska	26	336526	569865	365575	1425925	41092	2862544	5601527	27395	12653	14742	2	5	19
Donetska	10	117028	585499	0	0	101523	1313126	2117176	27289	11879	15410		3	7
Ivano-Frankivska	17	222522	38573	1198203	65000		2247913	3772211	22419	10207	12212	3	6	8
Kharkivska	13	177794	780328	0	0	0	1825304	2783426	13608	6466	7142	2	3	8
Khersonska	12	204081	829473	232400	0	0	1754636	3020590	12942	5965	6977	1	5	6
Khmelnyska	14	132098	219247	610124		19630	1351138	2332237	5791	2470	3321		7	7
Kirovohradska	10	149526	353863	570000	0	49680	1666969	2790038	17613	7667	9946	2	8	
Kyivska	9	143222	544538	525997			1620667	2834424	7391	3732	3659		2	7
Luhanska	14	245487	100198	2025361			1962112	4333158	862	387	475		5	9
Lvivska	14	267510	1204694	1164727	0	0	1822572	4459503	16440	7564	8876		10	4
Mykolaivska	10	216235	616478	529796	0	84556	1581218	3028283	11340	4989	6351	3	5	2
Odeska	10	142886	410048	591539	0	0	1351582	2496055	15797	7170	8627		3	7
Poltavska	21	281661	606956	1099541	628669	0	2241044	4857871	19270	8597	10673		4	17
Rivnenska	11	126754	70811	896676	0	0	1221990	2316231	5679	2583	3096		10	1
Sumska	14	153860	570351	47200	5800	0	1636022	2413233	12025	5669	6356	1	7	6
Ternopil'ska	12	121249	4932	625885	0	15164	1210726	1977956	7075	3415	3660	1	9	2
Vinnytska	17	226435	412316	937139	0	85234	1867185	3528309	7408	3384	4024	1	5	11
Volynska	12	155615	67375	425450	303965		1782273	2734678	5467	2247	3220		9	3
Zakarpatska	16	302877	959728	613246	0	166411	1878877	3921139	13865	6529	7336		9	7
Zaporizka	28	492021	926597	1168606	35500	181560	3751781	6556065	39869	17711	22158	3	8	17
Zhytomyrska	8	39990	77435	422390	0	0	244212	784027	4329	1939	2390	2	5	1
Total	357	4977583	11876936	17340839	2774417	1202713	43322886	81495374	349892	159222	190670	34	157	166

Annex - XIV
Post-completion Activities (Energy Efficiency)

Region	2014				Total Since Inception				
	O & M fund created	Works done	Public audit held	Handover	Approved MPP	O & M fund created	Works done	Public audit held	Handover
ARC	0	0	0	0	10	10	10	10	10
Cherkaska	4	10	10	8	27	27	26	26	26
Chernihivska	2	2	2	2	10	10	2	2	2
Chernivetska	5	7	7	5	12	12	9	9	9
Dnipropetrovska	6	10	10	7	26	26	25	25	25
Donetska	1	1	1	1	10	10	8	8	7
I-Frankivska	3	5	5	4	17	17	13	13	12
Kharkivska	2	4	4	4	13	13	11	11	9
Khersonska	4	4	4	4	12	12	9	9	9
Khmelnyska	3	5	5	4	14	14	12	12	10
Kirovohradska	3	4	4	4	10	10	7	7	7
Kyivska	3	5	5	5	9	9	9	9	7
Luhanska	2	3	3	3	14	14	6	6	6
Lvivska	5	7	7	7	14	14	7	7	5
Mykolaivska	5	6	6	5	10	10	9	9	8
Odeska	3	5	5	3	10	10	8	8	6
Poltavska	5	10	9	8	21	21	19	18	16
Rivnenska	4	5	5	5	11	11	7	7	7
Sumska	5	9	9	9	14	14	13	12	12
Ternopil'ska	4	5	5	5	12	12	10	10	10
Vinnytska	5	7	6	6	17	17	12	11	10
Volynska	5	8	8	7	12	12	10	10	10
Zakarpatska	2	10	10	8	16	16	14	14	13
Zaporizka	1	10	8	7	28	28	28	27	26
Zhytomyrska	0	5	5	4	8	8	8	8	8
Total	82	147	143	125	357	357	292	288	270

Annex – XV (A)
Rural Economic Development in 2014

	Community selection			Cooperative Development						Training			Business plans			MPPs approved	Cost-sharing							Beneficiaries		
	CBA-I - II communities	New communities	Total	Cooperatives formed	Enrolled at VC/CC	Legally registered	Target HH	Participated HHs	Total Members	Number of Training	CO-members	Authorities	# of BP	BPs approved VC/CC	# approved by LDF		Cooperative	VC/CC	Rayon	Oblast	Private sector	CBA	Total	Total	Male	Female
CK	1	0	1	1	1	1	126	63	63	-1	60	11	1	1	1	3	101805	12967	-36565	28570	0	581890	688667	201	94	107
CV	0	-1	-1	-1	-1	-1	-45	-45	-45	0	0	0	0	0	0	0	-22156	-85857	55850	0	0	-93770	-145933	71	61	10
DD	0	0	0	0	0	0	0	0	0	0	0	0	0	0	2	7656	38000	-40000	0	3097	187115	195868	-34	-25	-9	
KR	-1	0	-1	0	0	0	0	0	0	2	49	2	0	0	0	2	41725	-29967	48764	-28570	0	211711	243663	456	203	253
MK	1	0	1	1	1	1	130	72	160	4	64	12	1	1	1	4	228779	-26050	0	0	-18257	705515	889987	891	465	426
SM	0	0	0	0	0	0	0	0	0	0	0	0	0	0	2	21237	85857	-78049	0	0	137529	166574	77	27	50	
TP	0	0	0	0	0	0	0	0	0	1	20	6	0	0	0	-1	-115650	5000	40000	0	15160	-175165	-230655	-34	-14	-20
	1	-1	0	1	1	1	211	90	178	0	161	29	1	1	1	12	263396	-50	-10000	0	0	1554825	1808171	1628	811	817

Annex – XV (B)
Rural Economic Development as of December 2014

Oblast	Community selection			Cooperative Development						Training			Business plans			MPPs approved	Cost-sharing							Beneficiaries		
	CBA-I - II communities	New communities	Total	Cooperatives formed	Enrolled at VC/CC	Legally registered	Target HH	Participated HHs	Total Members	Number of Training	CO-members	Authorities	# of BP	BPs approved VC/CC	# approved by LDF		Cooperative	VC/CC	Rayon	Oblast	Private sector	CBA	Total	Total	Male	Female
CK	1	2	3	3	3	3	311	248	248	13	175	41	3	3	3	5	177625	29967	29285	28570		919460	1184907	482	230	252
CV	1	0	1	1	1	1	1071	70	70	16	305	25	2	2	2	2	63760	0	55850	0	0	306830	426440	368	189	179
DD	2	0	2	2	2	2	231	88	88	10	111	23	2	2	2	4	120543	43000	0	0	43507	596500	803550	612	295	317
KR	1	1	2	2	2	2	164	94	362	18	271	48	2	2	2	4	128801	0	78049			618061	824911	641	291	350
MK	4	0	4	4	4	4	535	284	480	24	435	22	4	4	4	6	315287	16950	0	25250	1109150	1466637	1192	610	582	
SM	2	0	2	2	2	2	144	111	120	10	100	28	2	2	2	4	106895	85857	0	0	519440	712192	365	160	205	
TP	2	0	2	2	2	2	123	123	123	9	81	16	2	2	2	2	112887	5000	40000	0	40410	409385	607682	646	320	326
Total	13	3	16	16	16	16	2579	1018	1491	100	1478	203	16	16	16	27	1025798	180774	203184	28570	109167	4478826	6026319	4306	2095	2211

Annex – XVI
Media Coverage and Media Events

Regions	2014										Total Since Inception											
	Media Events	Media Coverage					Publications					Media Events	Media Coverage					Publications				
		Newspapers	TV	Radio	Electronic media	Total	Partners' websites	Info bulletin	Print copies	Electronic copies	Newspapers		TV	Radio	Electronic media	Total	Partners' websites	Info bulletin	Print copies	Electronic copies		
ARC	0	1	1	0	0	2	0	0	0	0	13	78	46	22	81	227	133	33	915	44		
Cherkaska	1	15	2	3	14	34	24	1	0	0	11	110	29	11	40	190	140	9	475	300		
Chernihivska	0	12	10	24	17	63	45	44	428	294	10	11	10	20	17	58	42	41	333	224		
Chernivetska	0	0	0	0	0	0	1	0	0	0	3	25	4	3	0	32	43	4	200	100		
Dnipropetrovska	7	7	4	1	0	12	0	0	0	0	19	84	33	6	27	150	25	3	0	108		
Donetska	0	1	2	0	0	3	0	0	0	0	12	53	18	3	1	75	51	0	0	0		
I-Frankivska	4	5	3	4	20	32	15	0	0	0	21	80	53	40	137	310	85	11	1565	251		
Kharkivska	0	0	0	0	0	0	0	0	0	0	10	19	11	5	12	47	31	10	300	8		
Khersonska	4	8	3	0	6	17	17	0	0	0	18	53	15	3	29	100	82	2	200	200		
Khmelnyska	1	22	5	2	6	35	31	0	0	0	14	92	52	40	5	189	177	5	920	108		
Kirovohradska	3	1	4	3	4	12	5	0	0	0	33	44	36	43	26	149	60	4	500	500		
Kyivska	6	3	3	3	2	11	6	1	300	8	160	146	49	50	33	278	114	18	2710	118		
Luhanska	0	1	1	1	2	5	1	0	0	0	28	106	32	14	155	307	147	16	5436	287		
Lvivska	0	5	0	0	0	5	5	0	0	0	18	100	18	16	45	179	103	8	1850	149		
Mykolaivska	8	7	5	1	18	31	10	5	857	374	17	56	26	9	66	157	43	27	4207	1167		
Odeska	4	5	1	0	2	8	5	0	0	0	14	74	22	4	13	113	69	1	12	12		
Poltavska	0	17	2	23	3	45	11	0	0	0	18	137	46	277	41	501	178	9	890	290		
Rivnenska	7	20	11	28	22	81	14	5	70	178	35	170	82	107	154	513	163	19	986	813		
Sumska	4	12	9	24	10	55	26	0	0	0	44	50	22	151	41	264	102	3	400	20		
Ternopilka	0	2	0	2	0	4	10	1	20	50	12	57	13	40	11	121	130	11	369	354		
Vinnytska	2	17	7	5	34	64	34	2	145	70	6	57	9	11	89	167	78	10	615	330		
Volynska	4	5	0	0	3	8	2	1	40	18	18	97	16	4	47	164	61	8	186	281		
Zakarpatska	9	25	2	0	3	30	19	2	1160	1163	33	70	24	2	50	146	89	8	2680	2683		
Zaporizka	0	25	23	0	45	93	37	8	373	135	16	192	165	25	233	615	163	37	2219	477		
Zhytomyrska	1	9	1	1	17	28	13	2	140	30	10	83	6	16	8	113	77	14	980	196		
Total	65	225	99	125	228	678	331	72	3533	2320	593	2044	837	922	1361	5165	2386	311	28948	9020		

Annex – XVII:
Participants of CBA 3 Regional launching Seminars

Rayons	VL 30.09.14	VN 30.09.14	ZT 29.09.14	RV 29.9.14	KS 26.09.14	OD 25.09.14	CK 24.09.14	MK 24.09.14	CV 18.09.14	KM 17.09.2014	ZP 01.10.14	DT 01.10.14	SM 03.10.14	CN 02.10.14	IF 08.10.14	KH 08.10.14	LH 09.10.14	PT 09.10.14	TP 09.10.14	KV 13.10.14	LV 16.10.14	ZK 17.10
Oblast authority	3	2	3	8	2	2	5	2	3	2	3		2	4	2	2		2	2	2	4	2
Rayon authority	32	25	35	32	36	13	40	15	11	40	42	12	24	44	14	54	10	41	20	25	40	24
Village councils heads				5	10	9	107	9	2		4	15					2	3		13	5	29
City council heads		2	1	8	8		8	7	3			7	8	14	5	16	3	5		12	10	11
Other oblast officials	6	13	16	8	3	25	18	15	22	32	7	23	7	12	26	18	5	10	23	15	8	15
Other rayon official	11		10	4	10	26	30	15	10	5		4	7		20	21	8	6	12	15	11	6
Other city council authorities	5	3	2					3			1			2		8	9	2		7	3	
Other village council representatives									11			5		2							3	1
NGO	6			3	5	2	3	5	16	3	6		4			4	2	2		4	5	19
Private business representastives				2		1	1	3			6	4			5			2		5	3	2
Mass media	10	12	7	10	6	9	9	15	3	8	6	5	8	8	8	9		12	9	5	10	7
Others		25	3				6	5		4	6		5	4		8	10	5	5	3	2	3
Total	73	82	77	80	80	87	227	94	81	94	80	83	65	90	80	140	49	90	71	106	104	119