



# Community Based Approach to Local Development Project, Phase III



# FIRST QUARTERLY PROGRESS REPORT 2016

## ACKNOWLEDGEMENT TO OUR PARTNERS



Cherkaska  
Oblast State  
Administration  
and Council



Chernihivska  
Oblast State  
Administration  
and Council



Chernivetska  
Oblast State  
Administration and  
Council



Dnipropetrovska  
Oblast Council



Donetska  
Oblast State  
Administration and  
Council



Ivano-Frankivska  
Oblast State  
Administration and  
Council



Kharkivska Oblast  
State Administration  
and Council



Khersonska  
Oblast State  
Administration and  
Council



Kirovohradska  
Oblast State  
Administration and  
Council



Khmelnytska  
Oblast State  
Administration and  
Council



Kyivska  
Oblast State  
Administration and  
Council



Lvivska  
Oblast State  
Administration and  
Council



Luhanska  
Oblast State  
Administration and  
Council



Mykolaiivska  
Oblast State  
Administration and  
Council



Odeska  
Oblast State  
Administration



Poltavska  
Oblast State  
Administration and  
Council



Rivnenska  
Oblast State  
Administration and  
Council



Sumska  
Oblast State  
Administration and  
Council



Vinnytska  
Oblast State  
Administration and  
Council



Volynska  
Oblast State  
Administration and  
Council



Ternopilska  
Oblast  
Administration and  
Council



Zakarpatska  
Oblast State  
Administration and  
Council



Zaporizka Oblast  
State Administration  
and Council



Zhytomyrska  
Oblast State  
Administration

# LIST OF ABBREVIATIONS

|      |   |       |  |
|------|---|-------|--|
| ACMB | Association of co-owners of multi-apartment buildings | MPP   | Micro-project Proposal                                     |
| ASC  | Agricultural Service Cooperative                      | OC    | Oblast Council   |
| AWP  | Annual Work Plan                                      | OCRC  | Oblast Community Resource Centre (same as OIU)             |
| BSP  | Body of self-organisation of population               | OIU   | Oblast Implementation Unit (same as OCRC)                  |
| CBA  | Community Based Approach to Local Development         | OSA   | Oblast State Administration                                |
| CDO  | Community Development Officer                         | PA    | Partnership Agreement (similar to MoU)                     |
| CDP  | Community Development Plan                            | PMU   | Project Management Unit (CBA head office in Kyiv)          |
| CO   | Community Organisation                                | RC    | Rayon Council  |
| CRC  | Community Resource Centre                             | RCC   | Regional Coordination Council                              |
| EE   | Energy Efficiency                                     | RCRC  | Rayon Community Resource Centre                            |
| EU   | European Union  | RED   | Rural Economic Development component                       |
| FP   | Focal Person  | RM    | Replication of CBA methodology                             |
| IDPs | Internally Displaced Persons                          | RSA   | Rayon State Administration                                 |
| KM   | Knowledge management (component of CBA II)            | TIC   | Technical and Information Centre                           |
| KMH  | Knowledge management hub                              | VC/CC | Village Council/City Council                               |
| LED  | Local Economic Development (component of CBA II)      | UNDP  | United Nations Development Programme                       |
| LDF  | Local Development Forum                               | UADRC | Ukrainian Association of District and Regional Authorities |
| MDF  | Municipal Development Forum                           | UASCU | Association of Cooperatives of Ukraine                     |
| MoU  | Memorandum of Understanding (similar to PA)           | UAVSC | Ukrainian Association of Villages and Settlements Councils |
| MP   | Micro-project (Community Project)                     |       |  |

# EXECUTIVE SUMMARY AND CONTEXT OF THE ACTION

## Project Background

The main goal of the Third Phase of the CBA Project is to promote community-led local sustainable development further to improve the living conditions of people across Ukraine. The Project is funded by the EU and co-financed and implemented by UNDP, with the support of the Government of Ukraine and in partnership with local executive bodies/bodies of self-government.



In its third phase, CBA project will support the Government of Ukraine in carrying out the decentralization reform which aims at more autonomy for local authorities and improved services to people as well as continue strengthen the capacities of regional and local authorities across Ukraine for local development with full participation of people and communities.

Basic social and communal infrastructure in the area of health, environment, water management will be rehabilitated while small farm and non-farm activities will be developed in rural areas. New phase will offer opportunities for municipalities to implement energy efficiency measures in multi-apartment buildings. It will be complimented by the efforts on building institutional capacity of municipal authorities in applying innovative practices and technologies of citizens' engagement into local development. Resource centres in 200 rayons and 15 municipalities will be strengthened in community-based development and twenty regional universities will integrate community-based development principles and methodology into their curriculum.

Over the past 7 years, the EU-UNDP funded CBA project supported more than 2000 local development initiatives with 2.5 million people in Ukraine benefitting from improved living conditions in their communities - from health care, water supply, energy-saving street illumination to renovated schools and kindergartens. Over 20,000 community members and 5,816 local and regional officials were trained in institutional development, financial and community project management, participatory planning and assessment. A knowledge management hub helps collect and share knowledge and best practices on community mobilization and participatory governance.

The project's time-frame is 2014-2017. Total budget of the CBA-III is 23.8 million Euro, provided by the European Union (23 million Euros) and UNDP (800,000 Euros). Co-financing from local budget and beneficiary communities is significant but not defined initially as it depends upon their financial condition during the time of co-financing.

The project is being implemented in 24 regions of Ukraine. Its targets include: 200 rayons, up to 1,000 village councils, up to 15 city councils, 1,000 COs and 200 LDFs formed; 800 rural community projects and 300 municipal projects supported; 6,000 community members, 2,000 state/elected officials and 14,000



members of ACMBs trained; 36 cooperatives established; 15 innovative municipal governance practices introduced; and knowledge management hub strengthened.

## Key Results of the CBA-III since inception and 1<sup>st</sup> quarter, 2016

During 1<sup>st</sup> quarter, 2016, the CBA Project implemented its activities in line with AWP 2016. Brief information about the results is given hereunder. Detailed information on implementation is available in subsequent chapters of this report as well as at [www.cba.org.ua](http://www.cba.org.ua).

### Promoting sustainable socio-economic development at local level

*Verifiable Indicators: 24 regions, 200 rayons, 1,000 village councils, 1,000 COs, 200 LDFs, 200 CRCs, 800 micro-projects; 1,5 mln beneficiaries*

*Results and Achievements: 24 regions, 201 rayons, 800 local councils, 819 COs, 219 LDFs, 220 CRCs, 594 micro-projects; 1,984.084 beneficiaries*

Regular component of the CBA-III focuses on building partnership with stakeholders across the country - they jointly discuss community priority plans, make decisions, approve micro-projects, review implementation progress. The CBA utilizes social mobilization tools to mobilize local communities and local authorities for joint decision-making, cost-sharing, implementation of community projects and establishment of sustainable mechanisms. Envisioned cost-sharing arrangement includes 5% CO's contribution; 20% local budget and 75% CBA Project. Flexibility in cost-sharing ratio was adopted in response to budgetary constraints facing by local governments.

Establishing support structures is one of the important elements of community-based development approach methodology. Appropriate support structures are developed for participatory decision-making and monitoring at all levels of project implementation. Key support structures include the Community organisation (CO) at local level, Local Development Forum (LDF) and Community Resource Centre at rayon level, Regional Coordination Council (RCC) and Community Resource Centre at regional level.

During the reporting period, 742 trainings were conducted to train 2,487 men and 3,392 women; 272 sittings of Local Development Forums (LDFs) and 5 sittings of Regional Coordination Councils (RCCs) took place. Through them community members were trained in community mobilisation and participatory planning.

During 1<sup>st</sup> quarter, 2016, cumulative achievements were as follows:

- The project reached 24 regions, 201 rayons and 800 local councils;
- A total of 1,984,084 men, women and children are expected to benefit from 594 micro-projects directly or indirectly.
- 157, 458 men and women (CO members) from 315, 648 households organized themselves into 819 community organizations that were registered under appropriate legal form (42 % men and 58 % women). This participation is about 83.2% of the target households;
- 219 Local Development Forums and 220 Community Resource Centres have been established and strengthened to support joint planning and implementation of community initiatives;
- 594 community initiatives were approved in the priority area of energy saving, public health, and water supply/sanitation.

### Regular:

During 1<sup>st</sup> quarter, 2016, the following specific achievements have been made:

**Micro-projects:** 2 micro-projects of the COs were approved in partnership with their respective local authorities and the CBA Project, making it 416 in total since inception. 1 micro-project was focused on health protection, 1 – on energy saving. Since inception, 342 of these micro-projects are focused on energy saving, followed by health protection and reconstruction of healthcare posts (45), water supply (29). Total cost of these 2 micro-projects is expected to be UAH 1.8 mln (USD 72.7 / EUR 66.5 ths) to be shared among the COs (5.1%), local budget (20.7%), CBA (74.2%). In total, since inception, total cost of 416 micro-projects is expected to be UAH 142.5 mln (USD 5.7/ EUR 5.2 mln). Of them, 5.8% was collected by COs, 30.3% were provided from local budget, 63.1% - part provided by the CBA Project, and 0.8% was given by private sponsors.



### **Methodology replication**

CBA partners in the regions are encouraged to adopt the CBA methodology so that they could utilize participatory planning on the base of their resources. The rate of the CBA contribution is lower than in regular microprojects. It will also ensure sustainability of the CBA approach in long-term perspective. In addition to providing technical support for capacity building, CBA supports implementation of micro-projects on cost-sharing basis. In average, local authorities bear 65 %, a CO contributes 5 % of the total cost and the CBA provides remaining 30 %.

During 1<sup>st</sup> quarter, 2016, the following specific achievements have been made:

**Micro-projects:** 25 micro-projects of the COs were approved in partnership with their respective local authorities and CBA Project, making it 41 in total since inception. 23 of these micro-projects concern energy saving followed by water supply (2). Since inception, 33 of the micro-projects are focused on energy saving, followed by health protection (4) and water supply (4). Total cost of these 25 micro-projects is expected to be UAH 6.7 mln (USD 270.8 / EUR 247.7 ths) to be shared among the COs (5.2%), local budget (44.9%), CBA (47.9%) and private sponsors (2.0%). Since inception, total cost of 41 micro projects is expected to be UAH 10.2 mln (USD 412.2 / EUR 377.2 ths). Of them, 5.5% was collected by COs, 44.5% were provided from local budget, 48.2% - part provided by the CBA Project, and 1.8% was given by private sponsors.



### **Energy efficiency (EE)**

*Verifiable Indicators: 300 micro-projects; raising awareness of 10,000 persons on energy efficiency*

*Results and Achievements: 137 micro-projects, 6,500 people raised their awareness on energy efficiency*

EE component of the CBA-III aims to enhance local capacity by enabling citizens and local authorities to learn about energy efficiency technologies and use them jointly to solve their energy problems sustainably. Usually, the CBA project contributes 75 % of the total cost, local authorities bear 20 %, and a CO provides 5%. Direct result of energy efficient measures is significant reduction in energy bills, reduced pollution, improved health, learning environment and public safety. Thanks to the implementation of energy efficient initiatives, in some cases communities' savings on bills and energy resources were around 10 – 20 % (heating modernization and doors and windows replacement microprojects) and up to 100 % (solar panels installation for streetlighting).

Cumulatively, the following specific achievements have been made during 1<sup>st</sup> quarter, 2016:

**Micro-projects:** 24 micro-projects have been approved, making it 137 in total since inception. Total cost of these 24 micro-projects is UAH 8.4 mln (USD 339.5/ EUR 310.6 ths) which was shared among community (5.9%), local budget (32.1%), CBA (62%). Since inception, total cost of 137 approved micro projects is UAH

50.3 mln (USD 2.03/ EUR 1.8 mln). Of them, 5.6% was collected by COs, 28.7% were provided from local budget, 65.6% - part provided by the CBA Project, and 0.1% was given by private sponsors. An estimated 31,840 men, women and children will receive direct/indirect benefit from this support. Direct result of this support is significant reduction in energy bills, reduced pollution, improved health, learning environment and public safety.



### Rural economic development (RED) component

*Verifiable Indicator: 36 cooperatives*

*Results and Achievements: Target is exceeded. 47 cooperatives were created with the CBA Project support.*

The CBA-III aims to build capacity of low-income rural households to undertake joint economic initiatives that could lead to income generation and employment creation in rural areas. This is done through mobilizing target population to the development of multi-functional agricultural service cooperatives (ASCs) and building their capacity to provide economic services to target households. In average, the CBA Project provides 70 % of the total cost, a cooperative provides remaining 30 % with maximum 15 % from local budget and / or other sources.

During 1<sup>st</sup> quarter, 2016, the following specific achievements have been made in the area of rural economic development:

- **Micro-projects:** 9 micro-projects were approved, making it 34 in total since inception. Total cost of these micro-projects is UAH 6,4 mln (USD 258,6 / EUR 236.7 ths) which was allocated by community (17 %), local budget (7.3%), CBA (75.7%). An estimated 5,261 men and women will receive direct/indirect benefit from this support. Since inception, total cost of 34 approved projects is 23.1 mln UAH (0.93 mln USD/0.85 mln EUR). Of them, 17.3% was collected by communities, 5.2% was provided from local budget, 77.3% was provided by the CBA Project, and 0.3% was given by private sponsors.

### Urban Development Component

*Verifiable Indicators: 300 ACMBs, up to 15 Municipal Resource Centers, 300 municipal projects*

*Results and Achievements: 225 ACMBs, 25 Municipal Resource Centers, 225 municipal projects*

The CBA methodology, which has been successfully applied in the rural areas, is offered to trigger community-led development in urban areas as well. The CBA III helps communities of multi-apartment buildings to get organized in the ACMBs or develop existing associations, produce development plans and get grants to actually implement community micro-projects. Community mobilization process is applied around housing services, while promotion of the progressive form of joint management of multi-apartment buildings – association of co-owners of multi-apartment buildings (ACMBs) – is the priority of project support.

To facilitate the functioning of ACMBs, 25 Municipal Resource Centers were established by the partner city authorities (target was exceeded from 15 to 25). For this purpose, they provide premises and depute a focal person (usually from the city councils' Departments of Economics). These resource centers support ACMBs in urban areas in carrying out their local development activities in line with the CBA methodology.

During 1<sup>st</sup> quarter, 2016, in total 124 trainings were held on how to practically make use of community mobilization approach to improve living conditions in condominium, making it 152 in total since inception. 814 people in total participated in the trainings (339 men and 475 women).

During the reporting period, the following cumulative achievements have been made:

- The Project reached 12 regions and 25 partner cities;
- 89 Municipal Development Forums were conducted;
- 124 trainings were conducted to train 339 men and 475 women;
- An information campaign to increase public awareness on urban development component continued. Three different kinds of urban information posters were prepared and distributed among 25 partner cities;
- Micro-projects: During 1<sup>st</sup> quarter, 2016, 20 micro-projects were approved, making it 225 in total since inception. Total cost of these 20 approved micro-projects was UAH 5.8 million (USD 234,4 / EUR 214,5 ths), shared among the ACMBs (9.9 %), CBA (48.1%), local/regional authorities (41.9%) and private sponsors (0.1%). It proves that cost-sharing from the COs and local authorities was higher than envisaged, thus validating the commitment of the local stakeholders for collective action. In total, 4, 092 men, women and children will benefit from these 20 micro-projects directly or indirectly. Since inception, total cost of 225 approved micro projects is expected to be UAH 67. 5 mln (USD 2,7 / EUR 2,4 mln). of them, 7% was collected by communities, 42.7% was provided by local authorities, and 50.2% was provided by the CBA Project.

### **Knowledge management**

*Verifiable Indicator: Knowledge management hub is functioning and serving as a platform for experience exchange*

The CBA project has developed mechanism for collection, systematization and dissemination of information/experience gained in the course of implementation of its methodology. To this end, it has established an internal management information system as well it has mobilized its partners. The CBA Project influences national policy development process through its key partners Ukrainian Association of District and Regional Councils (UADRC) and Ukrainian Association of Village and Settlements Councils (UAVSC), and raises public awareness on community mobilization and participatory approach through the Network of CBA Partner Universities.

Specific activities carried out during 1<sup>st</sup> quarter, 2016, are as follows:

- Policy activities. The CBA Project provided support to 2 Ukrainian National Associations to strengthen their capacities in policy development and lobbying to influence national policy development process and the decentralisation reform. With the Project support,
- Curriculum development: During 1<sup>st</sup> quarter, 2016, seven more universities joined the CBA National Network of partner universities, making it 40 in total. 17 regional Universities officially included courses on local sustainable development in their curricula. According to AWP 2016, a Training of Trainers was organized in Zakarpattya region, and, as a result, 22 teachers became certified trainers to conduct trainings on local development and community-based approach in their regional universities. Also during the reporting period, new University resource centers on local development were opened in Starobilsk, Luhansk region, and Vinnytsia city;

Information dissemination: Since inception, as media monitoring shows, there were 2, 296 media reports and 1, 018 publications on various websites. Furthermore, 6, 185 printed and 3, 228 electronic publications were documented.



## STATISTICAL ABSTRACT

| SN  | Activity                                       | Tasks   |       | Achievements |         |        | Total   |
|---|--|---------|-------|--------------|---------|--------|---------|
|   |  | Unit    | Q-ty  | 2014         | 2015    | 2016Q1 |         |
| <b>Support to Infrastructural Objects</b> |  |         |       |              |         |        |         |
| 1   | Partnership agreements signed with regions     | No.     | 24    | 24           | -       | -      | 24      |
| 2   | Rayons selected & partnership established      | No.     | 200   | 201          | -       | -      | 201     |
| 3   | Village/City Councils selected for partnership | No.     | 800   | 631          | 162     | -      | 800     |
| 4   | Communities selected for local action          | No.     | 800   | 96           | 721     | 2      | 819     |
| 5   | Community organizations                        | No.     |       | 18           | 801     |        | 819     |
| b   | Enrolled with VC/CC                            | No.     |       | -            | 672     | 135    | 807     |
|   | Legally registered                             | No.     |       | -            | 672     | 135    | 807     |
| c   | Household participation/membership             |         |       |              |         |        |         |
|   | Target households                              | No.     |       | 8,015        | 325,232 | 42,956 | 376,203 |
|   | Participated households                        | No.     |       | 6,201        | 266,762 | 42,685 | 315,648 |
|   | CO members (total)                             | No.     |       | 2,374        | 133,521 | 21,563 | 157458  |
|   | CO members – male (%)                          | %       |       | 38           | 42.5    | 42.3   | 42      |
|   | CO members – female (%)                        | %       |       | 62           | 57.5    | 57.7   | 58      |
| 6   | Local Development Forums formed                | No.     | 200   | 75           | 126     | 18     | 219     |
|   | LDF sittings held                              |         |       | -            | 417     | 272    | 689     |
| 7   | Regional Coordination Councils grafted         | No.     | 24    | 4            | 20      | -      | 24      |
|   | RCC meetings held                              | No.     |       | 4            | 23      | 5      | 32      |
| 8   | Community Resource Centres formed              | No.     | 200   | 77           | 124     | 19     | 220     |
| 9   | Human Resource Development                     |         |       |              |         |        |         |
| a   | Training conducted                             | No.     |       | -            | 630     | 112    | 742     |
| b   | Participants of the trainings (unique)         | No.     |       | -            | 3,987   | 1892   | 5879    |
|   | male   | No.     |       | -            | 1,660   | 827    | 2487    |
|   | female   | No.     |       | -            | 2,327   | 1065   | 3392    |
| 10  | Community development planning                 |         |       |              |         |        |         |
| a   | COs with CDP prepared                          | No.     | 1,000 | -            | 543     | 51     | 594     |
| b   | CDP approved and mainstreamed                  | No.     | 1,000 | -            | 543     | 51     | 594     |
| 11  | Micro-projects supported (regular)             | No.     | 800   |              | 414     | 2      | 416     |
|   | Energy saving                                  | No.     |       |              | 341     | 1      | 342     |
|   | Water supply                                   | No.     |       |              | 29      | -      | 29      |
|   | Health   | No.     |       |              | 44      | 1      | 45      |
|   | Environment                                    | No.     |       |              | -       | -      | -       |
|   | Total cost of approved MPPs                    | mIn UAH |       |              | 140.7   | 1.8    | 142.5   |
|   | Shared by COs                                  | %       |       |              | 5.8     | 5.1    | 5.8     |
|   | Shared by local, rayon, oblast authorities     | %       |       |              | 30.4    | 20.7   | 30.3    |
|   | Shared by CBA                                  | %       |       |              | 63      | 74.2   | 63.1    |
|   | Shared by private sponsors                     | %       |       |              | 0.8     | -      | 0.8     |
|   | Micro-projects supported (replication)         | No.     |       |              | 16      | 25     | 41      |
|   | Energy saving                                  | No.     |       |              | 10      | 23     | 33      |
|   | Water supply                                   | No.     |       |              | 2       | 2      | 4       |
|   | Health   | No.     |       |              | 4       | -      | 4       |
|   | Environment                                    | No.     |       |              | -       | -      | -       |
|   | Total cost of approved MPPs                    | mIn UAH |       |              | 3.5     | 6.7    | 10.2    |
|   | Shared by COs                                  | %       |       |              | 6.2     | 5.2    | 5.5     |
|   | Shared by local, rayon, oblast authorities     | %       |       |              | 43.7    | 44.9   | 44.5    |
|   | Shared by CBA                                  | %       |       |              | 48.8    | 47.9   | 48.2    |
|   | Shared by private sponsors                     | %       |       |              | 1.3     | 2.0    | 1.8     |
|   | Energy Efficiency                              | No.     |       |              | 113     | 24     | 137     |
|   | Total cost of approved MPPs                    | mIn UAH |       |              | 41.9    | 8.4    | 50.3    |
|   | Shared by COs                                  | %       |       |              | 5.6     | 5.9    | 5.6     |
|   | Shared by local, rayon, oblast authorities     | %       |       |              | 28      | 32.1   | 28.7    |
|   | Shared by CBA                                  | %       |       |              | 66.3    | 62     | 65.6    |

|                                    |  |                |           |               |               |                     |                       |
|------------------------------------|--|----------------|-----------|---------------|---------------|---------------------|-----------------------|
|                                    | Shared by private sponsors                 | %              |           |               | 0.1           | -                   | 0.1                   |
| <b>Urban Development Component</b> |  |                |           |               |               |                     |                       |
| 1                                  | Partner cities selected                    | No.            | 24        | -             | 25            | -                   | 25                    |
| 2                                  | Partnership agreement with cities signed   | No.            | 24        | -             | 25            | -                   | 25                    |
| 3                                  | ACMBs formed                               | No.            |           |               | 205           | 20                  | 225                   |
| 4                                  | Micro-projects supported                   | No.            |           | -             | 205           | 20                  | 225                   |
|                                    | Total cost of approved MPPs                | mIn UAH        |           | -             | 61.7          | 5.8                 | 67.5                  |
|                                    | Shared by ACMBs                            | %              |           | -             | 6.8           | 9.9                 | 7                     |
|                                    | Shared by local, rayon, oblast authorities | %              |           | -             | 42.8          | 41.9                | 42.7                  |
|                                    | Shared by CBA                              | %              |           | -             | 50.4          | 48.1                | 50.3                  |
|                                    | Shared by private sponsors                 | %              |           | -             | 0             | 0.1                 | 0                     |
|                                    | Beneficiary population                     | No.            |           |               | 56,730        | 4,092               | 60,822                |
| <b>Rural Economic Development</b>  |  |                |           |               |               |                     |                       |
| 1                                  | Rayons selection                           | No.            | -         | -             | 26            | -                   | 26                    |
| 2                                  | VC/CC selection                            | No.            |           | -             | 47            | -                   | 47                    |
| 3                                  | Cooperatives formed                        | No.            |           | -             | 47            | -                   | 47                    |
| 4                                  | Micro-projects supported                   | No.            |           | -             | 25            | 9                   | 34                    |
|                                    | Total cost of approved MPPs                | mIn UAH        |           | -             | 16.2          | 6.4                 | 22.6                  |
|                                    | Shared by COs                              | %              |           | -             | 17            | 17                  | 17                    |
|                                    | Shared by local, rayon, oblast authorities | %              |           | -             | 5.6           | 7.3                 | 6.1                   |
|                                    | Shared by CBA                              | %              |           | -             | 77            | 75.7                | 76.6                  |
|                                    | Shared by private sponsors                 | %              |           | -             | 0.4           | -                   | 0.3                   |
|                                    | Beneficiary population                     | No.            |           | -             | 9,636         | 4,073               | 14,897                |
| <b>PR and Communication</b>        |  |                |           |               |               |                     |                       |
| 1                                  | Media coverage                             | No.            |           | 795           | 965           | 536                 | 2,296                 |
| 2                                  | Publications (web sites)                   | No.            |           | 277           | 570           | 171                 | 1,018                 |
| <b>Financial Progress</b>          |  |                |           |               |               |                     |                       |
|                                    | Financial progress (estimated)             | mIn<br>EUR/USD | 23.8/26.6 | 0.28/0.3<br>8 | 7.76/9.0<br>4 | 1,902.5/2,<br>079.3 | 9,946.6/1<br>11,502.0 |

# Chapter 1: INTRODUCTION

---

## 1.1 Project Description

The Community-based Approach to Local Development (CBA) project promotes sustainable socio-economic development at local level by strengthening participatory governance and fostering community-based initiatives throughout Ukraine. It mobilizes local authorities, community organizations and private sector to plan and carry out together projects aimed at improving the living conditions of people in urban and rural areas. Improvement of social infrastructure provided benefits to 2.6 million people in over 2,000 villages and communities. More than 2,500 local development initiatives were carried out. This happened through joint effort of the citizens, oblast/rayon/local-level governments, the CBA Project and the private sponsors.

In its third phase, the CBA project will focus on rehabilitating social and communal infrastructure in the priority areas of energy efficiency, health, environment and water management in rural and urban territories. Also, it will promote small farm and non-farm businesses in rural areas. It will support the Ukrainian Government in developing policies in the area of decentralization and share innovative approaches and good practices on participatory governance and community-led local sustainable development through knowledge management hub and the curriculum of thirty regional universities. CBA-III supports small economic initiatives in rural communities of 12 regions (RED component) and implements community-based approach to urban housing (12 regions).

The CBA-III is financed by the European Union and co-financed and implemented by UNDP, with the support of the Government of Ukraine and in partnership with local executive and elected bodies. Total budget of the CBA-III is € 23.8 million, including 23 million Euro contributed by the EU and 800,000 Euro contributed by UNDP.

### Project goals

1. Build capacities of local communities and authorities in applying community-based approach, participatory local planning and public service delivery, rehabilitating basic social and communal infrastructure, and developing small farm and non-farm businesses.
2. Enhance energy efficiency through energy planning and efficient energy use, innovative technologies and awareness campaigns.
3. Share best practices and knowledge on community mobilization and participatory governance through the knowledge hub and advocate for policy changes towards decentralization and local democracy.
4. Integrate community-based approaches to local governance and development in the curriculum of academia and educational institutions.

## 1.2 Implementation Methodology

Strategic direction of the CBA is to build capacity of its target stakeholders and use this capacity for multi-stakeholders cooperation and multi-sectoral interventions with local ownership of the process. The process is bottom-up. The stakeholders from grass-roots (community), meso (rayon and regional) and macro level (national) are involved in the process as it moves forward. The CBA implementation process involves a series of activities and action points that ultimately yield results intended by the Project.

A multi-level partnership is built involving selected rayons, village/city councils and local communities from the functional areas of the Project. They are selected through open **competition** based on the criteria of socio-economic hardship, especially in the area of health, education, water supply, energy supply and environmental situation. Through the selection process, the CBA reaches the most suffering areas/population of the region/rayon.

Local-level activities of the CBA are carried out under the framework of **partnership** with the stakeholders. It is based on willingness and commitment of the partners (communities, village/city councils, rayon authorities, regional authorities, academia, associations of local self-governments, private sector) for cost-sharing and joint decision-making.

The project uses **social mobilisation tool** to mobilise stakeholders and create environment (support structures) for joint decision-making and joint implementation of activities. A Community organisation (CO) is formed by representation of 80% or more households from the selected community to reflect common community vision and implementation of community priorities; a Local Development Forum (LDF) is established at rayon level for joint decision-making, resource mobilisation, local coordination; a Regional Coordination Council (RCC) is created at regional (oblast/ARC) level to monitor CBA activities in the region, to deal with local policies/procedures, and to support programming and resource mobilisation. At national level, there is a steering committee to ensure national-level coordination and advisory support.

**Capacity** of the COs is built in such a way that they are able to make joint decisions with local authorities, mobilize resources, implement local priorities and sustain the results. Capacity of the partners (VC/CC, rayon/oblast) is strengthened in terms of human resources to implement participatory approach propagated by the Project. Training, exposure visits, dialogues, small grants (for community projects), and appropriate institutional mechanisms are used as the tools for capacity building.

### 1.3 Management Arrangement

The Project is managed by UNDP Ukraine under overall guidance of the Deputy Resident Representative and under direct supervision of the Senior Programme Manager. The Project is run by an implementation team with a central body in Kyiv and 24 Oblast Implementation Units, one in each region. Oblast Implementation Units (Regional Community Resource Centres) are further supported by oblast authorities in terms of office premises and human resources. Similarly, each rayon partner has deputed one official for coordination and implementation purpose and has established modest form of District Community Resource Centre. They all together implement local component of the CBA activities. LDF and RCC serve as a guiding body at local and regional level and steering committee of the Project serves as a guiding body at the national level. For timely and high-quality outputs, appropriate 'quality supervision committee' (QSC) and 'management information systems' (MIS) are established to make the stakeholders directly involved in the process of monitoring and assessment of the Project activities. Flow of information is bottom-up and participatory. Various forms of media outlets are encouraged to raise public awareness about activities of the CBA with a purpose to ensure transparency.

### 1.4 Project Area

CBA-III is being implemented in all oblasts of Ukraine, covering total of 201 rayons (8 rayons in average) and 25 cities.

Community organizations, local and regional authorities, relevant ministries, parliamentary committees, national associations of local councils and Ukrainian universities are partners of the CBA project.

# Chapter 2: PROMOTING SUSTAINABLE SOCIO-ECONOMIC DEVELOPMENT AT LOCAL LEVEL

In its third phase, the CBA project will strengthen capacities of regional and local authorities to practice participatory governance, as well as intensify community-based approach across the country. The CBA-III activities will focus on rehabilitating basic social and communal infrastructure and will encompass improved delivery of key communal services at local level including in the area of health, energy efficiency, water supply and environment. CBA-III nurtures the methodology of community-based local sustainable development that was introduced during the first and second phases of the Project. It builds on the experience of the CBA I and II and other successful area-based development projects in different parts of Ukraine. Details are described in the following sections and on [www.cba.org.ua](http://www.cba.org.ua).

## Activities carried out during 1<sup>st</sup> quarter, 2016

### Activity 1: Establishment of partnership at local level

**2.1 Establishing Partnerships** – Verifiable Indicators: 24 regions, 200 rayons and 1,000 village councils. Results and Achievements: 24 regions, 201 rayons and 800 village councils

**Table – I: Partnership Establishment**

| SN | Activity                             | Unit | 2014 | 2015 | 2016Q1 | Total |
|----|--------------------------------------|------|------|------|--------|-------|
| 1  | MoU signed with regional authorities | No.  | 24   | -    | -      | 24    |
| 2  | Rayon level partnership              |      |      |      |        |       |
| a  | Rayons selected                      | No.  | 201  | -    | -      | 201   |
| b  | Rayon seminars held                  |      | 186  | 15   | -      | 201   |
| c  | MoU signed with rayon authorities    | No.  | 186  | 15   | -      | 201   |
| 3  | Local council level partnership      |      |      |      |        |       |
| a  | Village councils selected            | No.  | 631  | 169  | -      | 800   |
| b  | Council seminars held                | No.  | 195  | 605  | -      | 800   |

### Activity 2: Formation of local support structures

**2.2 Developing Support Structures** – Verifiable Indicators: 1,000 COs, 200 LDFs, 200 CRCs and 24 RCCs. Results and Achievements: 819 COs, 219 LDFs, 220 CRCs and 24 RCCs

Establishing support structures is one of the important elements of community-based development approach methodology. Appropriate support structures are developed for participatory decision-making and monitoring at all levels of project implementation. Key support structures include the Community organisation (CO) at local level, Local Development Forum (LDF) and Community Resource Centre at rayon level, Regional Coordination Council (RCC) and Community Resource Centre at regional level.

#### 2.2.1 Community organisation development

Community organisation (CO) is the foundation block for community-based approach. It enables community members to get their potential unleashed through collective action. It also helps governance at local level to become more participatory.

To develop a CO, first a community is selected through open competition. Criteria for the competition are the hardship facing the community and willingness of the community to help themselves. Thereafter, the

community members are sensitized and motivated to get organised. The community members form the COs in order to ensure successful implementation of community initiatives.

During the reporting period, in total 21,563 persons from 42,685 households joined the COs as members. The actual participation of households turned out to be 83.2% and representation of women in the total membership was 57.7% (for more details see *Table II*). Since inception, 819 community organizations have been established, 157,458 persons representing 376,203 households joined the COs as members.

**Table – II: Formation of Community Organizations**

| SN | Activity                       | Unit | 2014  | 2015    | 2016Q1 | Total   |
|----|--------------------------------|------|-------|---------|--------|---------|
| 1  | Communities selected           | No.  | 96    | 721     | 2      | 819     |
| 2  | No. of COs formed/grafted      | No.  | 18    | 801     | -      | 819     |
| 3  | Household participation        |      |       |         |        |         |
|    | <i>Target households</i>       | No.  | 8,015 | 325,232 | 42,956 | 376,203 |
|    | <i>Participated households</i> | No.  | 6,201 | 266,762 | 42,685 | 315,648 |
| 4  | Membership                     | No.  | 2,374 | 133,521 | 21,563 | 157,458 |
|    | <i>Male</i>                    | %    | 38    | 42.5    | 42.3   | 42      |
|    | <i>Female</i>                  | %    | 62    | 57.5    | 57.7   | 58      |

The COs should get a legal registration so that they could acquire resources and implement local development initiatives legally. To this end, about 97 % COs preferred the form of public organisation while some decided to be registered as a body of self-organisation of population (see *Table III*).

**Table – III: Legal Form of COs\***

| Legal form             | Unit | 2014     | 2015       | 2016Q1     | Total      | %            |
|------------------------|------|----------|------------|------------|------------|--------------|
| ACMB                   | No.  | -        | 0          | 0          | 0          | 0            |
| Community organization | No.  | -        | 650        | 134        | 784        | 97           |
| BSP                    | No.  | -        | 21         | 1          | 22         | 2.9          |
| Cooperatives           | No.  | -        | 1          | 0          | 1          | 0.1          |
| Other                  | No.  | -        | 0          | 0          | 0          | 0            |
| <b>Total</b>           |      | <b>0</b> | <b>672</b> | <b>135</b> | <b>807</b> | <b>100.0</b> |

### 2.2.2 Establishing Local Development Forums

Local Development Forum (LDF) is created at rayon level and is expected to facilitate dialogue, coordination, planning and decision-making at local level between the oblast and rayon authorities and communities for promoting community-driven local development. Usually an LDF consists of an RSA and an RC heads, heads of village/city councils, and heads of relevant departments in RSA/RC, representatives (focal person) of oblast authorities, and heads of CBA/COs.

Target on LDF establishment in the CBA-III is 200 LDFs. In order to introduce participatory decision-making practices, an LDF serves as a platform for the dialogue between local communities and rayon authorities. LDFs hold meeting from time to time to discuss and decide upon various issues such as approval of community plans, resource mobilisation, coordination and solving organisation problems facing the COs. During 1<sup>st</sup> quarter, 2016, 18 LDFs were established/grafted, and 272 LDF meetings were held in various oblasts. Since inception, in total 219 LDFs were established /grafted, and 689 LDF meetings were held.

**Table – IV: Formation and Sitzings of LDFs**

|                      | 2014 | 2015 | 2016Q1 | Total |
|----------------------|------|------|--------|-------|
| LDFs established     | 75   | 126  | 18     | 219   |
| No. of sittings held | -    | 417  | 272    | 689   |

\* Region-wise details in Annex – II (A), II (B)

### Box 1 – Local Development Forums organized in Khmelnytsk region



Volochysky and Izyaslavsky rayons, Khmelnytsk region, hosted Local Development Forums on 4 and 5 February, respectively.

On 4 February 2016, at the Forum in Volochysky rayon several micro-projects proposals from local communities were considered and approved. Volochysky rayon is one of eight rayons in Khmelnytsky region participating in the joint UNDP/EU Project “Community based approach to local development” (CBA). Forum participants have also discussed the rayon’s potential for cooperative movement development. In particular, it

was emphasized that in the future Volochysky rayon could specialize in organic agriculture, therefore establishment of cooperatives is a highly important aspect of local agrarian development.

At the Forum in Izyaslavsky rayon on 5 February 2016, a micro-project envisaging major repairs of the school in Kuniv community has been approved. The implementation of this micro-project will be co-funded by the CBA, community organization, local budget and private sector. Besides, community organizations of Nove selo and Pluzhne villages received recognition certificates to celebrate the micro-projects on energy efficiency at the health post (Svyrydy village) and street lightning project (Pluzhne village) that were successfully completed.

### 2.2.3 Regional Coordination Councils

Regional Coordination Council (RCC) is created at region level with an aim to coordinate and facilitate financing of micro-projects. It serves to disseminate information about the Project among officials, monitor activity of the Project in the region and provide consultations on strategic issues of micro-project implementation. An RCC is chaired by Deputy Head of Oblast State Administration or Deputy Head of Oblast Council and consists of representatives of rayon administration/council heads, appropriate departments of OSA/OC, selected village/city council heads, COs, NGOs and private sector.

During the third phase of the CBA project, all 24 RCCs were reconstituted. During 1<sup>st</sup> quarter, 2016, RCCs met 5 times (See *Table V*). Since inception, RCCs met 32 times to review the CBA implementation in the region and to decide upon various issues, including speeding up the project implementation, CBA replication, participation in the energy efficiency and rural economic development components, development/approval of appropriate socio-economic programmes.

**Table – V: Grafting and Sitzings of RCCs** (Target – 24 RCCs)

|               | 2014 | 2015 | 2016Q1 | Total |
|---------------|------|------|--------|-------|
| RCCs grafted  | 4    | 20   | -      | 24    |
| Sittings held | 4    | 23   | 5      | 32    |

\* Region-wise details in Annex – II (A), II (B)

### 2.2.4 Community Resource Centres

To facilitate the functioning of LDFs and RCCs, a Community Resource Centre is established by the partner rayon authorities and regional authorities. For this purpose, they provide premises and depute a focal person. CBA provides logistic facilities as necessary and trains the focal persons. Resource centres are also important in that they support non-CBA communities in carrying out local development activities in line with CBA methodology – something sought valuable from the perspective of methodology replication.

Within the framework of the Project, 24 regions and 201 rayons had their Community Resource Centres established. In the regions, resource centres are managed by community development officers (staff of CBA)

with the support of staff deputed by the regional authorities. In rayons, the resource centres are managed by an official deputed by the rayon leadership. The resource centres are also provided with premises, equipment and logistical support by the regional/rayon authorities. Resource centres established within CBA-II are expected to be used for CBA-III with necessary adjustments. The established regional community centres under CBA-II are expended to serve as Community Resource Centres for CBA-III at the regional level with necessary technical support provided.

**Table VI – Creation of Resource Centres**

|   | Level of Resource Centre            | Target | 2014 | 2015 | 2016Q1 | Total |
|---|-------------------------------------|--------|------|------|--------|-------|
| 1 | Regional Community Resource Centres | 24     | 24   | 0    | -      | 24    |
| 2 | Rayon Community Resource Centres    | 200    | 124  | 77   | 19     | 220   |

### **Activity 3: Building capacities of local stakeholders (community members, civil servants and elected authorities) on community-based local development**

#### **2.3 Capacity Building**

Local communities, local authorities and other partners require capacity building support to be able to adopt and practice the approach promoted by the Project. Capacity building involves such activities as training and exposure visits.

During 1<sup>st</sup> quarter, 2016, 112 capacity building events were held, making it 742 in total since inception. In total, 2487 men and 3392 women participated in these 112 training sessions. Through these events, the participants learned skill of sustainable local development, community-based approach, strategic planning, decentralization, participatory planning process, innovative technology for energy saving, micro-project implementation process, and sustainable service delivery (*Table – VII*).

**Table – VII: Training Organised**

|                          | 2014 | 2015  | 2016Q1 | Total |
|--------------------------|------|-------|--------|-------|
| No. of training sessions | -    | 630   | 112    | 742   |
| Participants             | -    | 3,987 | 1892   | 5879  |
| male                     | -    | 1,660 | 827    | 2487  |
| female                   | -    | 2,327 | 1065   | 3392  |

### **Activity 4: Implementation of the community-led micro-projects**

#### **2.4 Micro-project Implementation**

*Verifiable Indicator – 800 rural community micro-projects. Results and Achievements – 594 micro-projects*

Implementation of micro-projects is a tool to build capacity of local authorities and local communities to jointly plan and implement the vision of local development such that living conditions in rural areas get improved in a sustainable way. The implementation process also nurtures good governance and helps in addressing critical global and national issues. The CBA supports implementation of local priorities termed as ‘micro-projects’ through small grants based on equity, feasibility, sustainability and cost-sharing criteria.

Micro-project implementation is completed, as described below, in 4 steps: planning, approval, implementation and sustainability arrangement.

##### **2.4.1 Planning, prioritization and mainstreaming**

Through participatory planning process, the CO members identify problems of their community they want to solve and prioritize them based on such criteria as *intensity* of need, *do-ability* (the micro-project is simple enough to be implemented within capacity of the CO members), *resource availability* (willingness of donors, community members and local authorities to support the priority), *sustainability* (the beneficiary community should be able to sustain the object/services created). Result is a community development plan (CDP), which



is in form of concept proposal. Upon its approval by village/city councils, it is submitted to the LDF for review and approval. CDPs from various communities are debated at the LDF meeting and most appropriate plans are approved along with recommendations for rayon budget allocation. Often CDP emerges based on the individual needs expressed by the majority of the members. CDPs usually include local priorities for improvement of basic services / social, economic or environmental infrastructure.

**Table – VIII: Community Development Plans**

| SN | Details                | Unit | 2014 | 2015 | 2016Q1 | Total |
|----|------------------------|------|------|------|--------|-------|
| 1  | CDPs developed/grafted | No.  | -    | 543  | 51     | 594   |
| 2  | CDPs approved at VC/CC | No.  | -    | 543  | 51     | 594   |
| 3  | CDPs approved at LDF   | No.  | -    | 543  | 51     | 594   |

During 1<sup>st</sup> quarter, 2016, 51 COs developed their plans, all of which were approved by local councils and LDF meetings. In total, since inception 594 COs developed their community plans.

#### 2.4.2 Micro-project Support

Support to infrastructural objects includes micro-projects of three types depending on the form of cost-sharing: regular, replication, and energy efficiency. Micro-projects of the **regular type** assume 5% of total project cost provided by a community organization, 20% comes from the budget (local, rayon, oblast), and 75% is provided by the CBA Project. Micro-projects under the **replication type** assume 5% collected by a CO, 30% provided from the budget, and 65% provided by the CBA Project. **Energy efficiency** type of the micro-projects employs the following cost-sharing scheme: 5% by CO, 20% by local budget and 75% by the CBA Project.

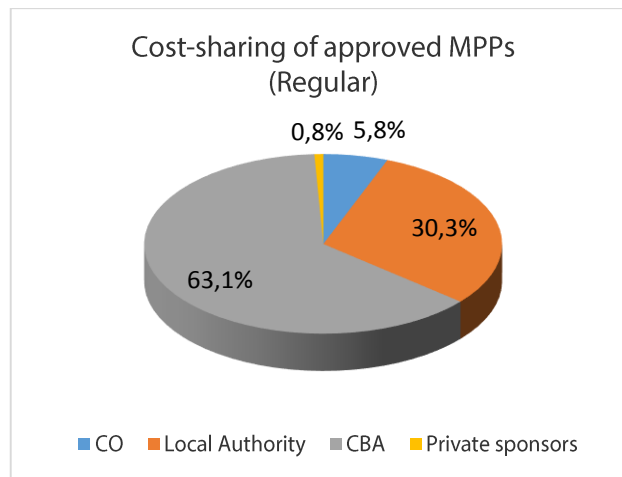
#### 2.4.3 Approval of micro-project proposals

Following approval of the plan at a LDF, a CO prepares a micro-project proposal and submits it to central office of the CBA Project for appraisal and approval. A typical proposal includes a set of documents such as technical documentation, cost estimate with proposed cost-sharing, commitment letter from stakeholders, protocols of decisions made at various points of time, statutes of a CO, bank account confirmation, micro-project proposal, result of participatory assessment and/or maturity index, and sustainability mechanism. The CO executives go through rigorous learning by doing process while preparing technical documentation and micro-project proposal.

Central office of the CBA appraises the proposals submitted by COs through OIUs and approves them, if found satisfactory. The micro-projects that meet the formal criteria are submitted to UNDP for approval. The COs that received a grant funding under CBA-I and/or CBA-II project and wish to apply to a grant under CBA-III will have to prove having a maintenance mechanism for already completed micro-projects and will have to act as a demonstration site for the rest of the project communities.

#### **Regular component:**

During 1<sup>st</sup> quarter, 2016, 2 MPPs were approved by CBA-III, making it 416 in total since inception. Total cost of the approved micro-projects was UAH 1.8 million, shared among the COs (5.1 %), CBA (74.2 %), local/regional authorities (20.7 %) as given in Chart – II. It proves that cost-sharing from the COs, local authorities and private sponsors was higher than envisaged, thus validating the commitment of local stakeholders for collective action. In total, 342 micro-projects were devoted to energy saving, 45 to health posts, and 29 to water supply systems. In total, 1,805,702 men, women and children are expected to benefit from these micro-projects directly or indirectly.



### Methodology replication:

CBA-III is focusing at internalization of community-based development practices by the local authorities. Taking this into consideration, a replication modality of support prevails and foresees a stronger role of local governments in community mobilization process and decreasing the CBA share in the total cost of community micro-projects. Besides, technical support is provided to those regional/rayon authorities that are interested in applying the community-based development methodology outside the CBA project territories.

The micro-project support in methodology replication entails a series of steps, namely preparation of community development plan; mainstreaming community plan through approval at LDFs; preparation of technical documents; submitting micro-project proposal; review and approval of micro-project proposal by the CBA; signing of grant agreement; implementation of a micro-project; quality supervision; commissioning and handover and sustainability arrangement.

During 1<sup>st</sup> quarter, 2016, 25 micro-projects on replication were supported by the CBA-III, making it 41 in total since inception. The total cost of 25 micro-projects was UAH 6.7 million (USD 270.8 / EUR 247.8) shared by the COs (5.2%), local budget (44.9%), CBA (47.9%) and private sponsor (2.0%). These micro-projects were focused on energy saving (23) and water supply (2). In total, 10, 109 men, women and children are expected to benefit from these 25 micro-projects directly or indirectly.

### Energy Efficiency:

The overall objective of the EE component of CBA-III is to enhance local capacity by enabling citizens and local authorities to learn about energy efficient technologies and use them jointly to solve their energy problems in a sustainable way. This is to be achieved through (a) support to 300 innovative micro-projects on energy efficiency based on the introduction of micro-scale innovative technology and renewable energy sources to reduce energy loss and diversify energy sources; (b) awareness raising campaign reaching 10,000 members of community organizations on energy efficiency to ensure increased public awareness at local level on energy saving options.

During the implementation process of CBA-III, all regional authorities were invited to participate in the competition for energy efficiency component. The competition was based on such criteria as the level of diversification of renewable energy sources; degree of CO<sub>2</sub> emission *per capita*; level of commitment of the regional authorities to promote and support energy efficiency in rural area (including through renewable energy sources); level of implementation of such plans under this programme so far; level of technical capacity (expertise) of the regional authority to pursue energy efficiency vision; availability of analysis of local/renewable energy sources appropriate for rural areas; availability of the list of budget objects with technical and maintenance information, and performance of the region in implementing the CBA methodology.

During the reporting period, 24 micro-projects on energy efficiency were supported by the CBA. Total cost of 24 micro-projects was UAH 8.4 million (USD 339.5 / EUR 310.6) shared by the COs (5.9%), local budget

(32.1%), CBA (62%) and private sponsors (0.1%). Community territories and schools/kindergartens were the main recipients of micro-projects support. In total, 144, 375 men, women and children are expected to benefit from these micro-projects directly or indirectly.

### Capacity Building

CO members and local/regional authorities were provided by trainings/exposures to enable them to acquire skill/knowledge to understand the vision of energy efficiency and implement various aspects of this vision. Specifically, it included concept of energy efficiency, technologies available to enhance efficiency, renewable energy sources, energy planning, the CBA methodology to implement EE micro-projects, etc. During 1<sup>st</sup> quarter, 2016, in total 48 trainings were conducted in 24 regions. Also during the reporting period, 5 sub-regional trainings on energy efficiency were organized for 15 regions using a 'cluster method'.

### Raising Public Awareness on Energy Efficiency – Verifiable Indicator – 10,000 persons; Results and Achievements – 6,500 persons

Direct result of energy efficient measures is significant reduction in energy bills, reduced pollution, improved health, learning environment and public safety. After implementation of energy efficient initiatives, the temperature regime in the objects significantly improved. "We were always concerned about the temperature in the school. Thanks to the CBA Project, school classes where children spend the most of the day became warmer. It also influenced children's health, they catch cold rarely than before the implementation of the microproject" says Valentyna Korniychuk, community member of village Myslyatyn, Khmelnytsky region. Thanks to the implementation of energy efficient initiatives, in some cases communities' savings on bills and energy resources were around 10 – 20 % (heating modernization and doors and windows replacement microprojects) and up to 100 % (solar panels installation for streetlightning).

During 1<sup>st</sup> quarter, 2016, various activities on raising public awareness on energy efficiency were undertaken. In the framework of these events, the CBA communities, local councils, rayon authorities and regional authorities were informed again about the necessity and measures of raising energy efficiency. In total, since inception of the third phase, awareness raising campaign already reached 6,500 members of community organizations on energy efficiency to ensure increased public awareness at local level on energy saving options.

#### Box 2 – Village school in Dnipropetrovsk region takes a biomass route



Alternative energy technologies is often associated with some high-tech enterprises or scientific projects but they could be actually applied anywhere, at any object. Using energy efficiency measures in renovation of public schools is one of such real-life examples.

Kamyanetska village school, Dnepropetrovsk region, had its moment of fame when information about installation of innovative biomass heating system in the school was aired in the local news.

The school is relatively new, it was built in 1994. However, engineering gaps became noticeable soon after the construction: the premises were not heated evenly; some rooms were heated well while others remained cold. The school management was looking for the ways to fix this problem but had no sufficient funds to reconstruct the heating system. Solution was found when the local community decided to participate in the CBA project. After a due application process and expert evaluation, it was recommended to install biomass boilers to ensure balanced

heating of all classrooms. Total cost of this project is 495 767 Hryvnias, including contribution from UNDP/EU (UAH 12,970), community contribution (UAH 24,755), and allocations from regional budget (UAH 25,067) and rayon budget (UAH 32,975).

Two biomass boilers that have been installed at school are running on wood pellets. "This boiler house is now the main one, and gas boiler house functions as a back-up system. If we run out of pellets, a gas boiler switches on automatically and continues heating the school. This project has a real social importance," school administrative manager tells.



The upgraded heating system allowed to stabilize heat delivery in the whole school building. In addition to installation of biomass boilers, 88 windows and entrance doors at the school were also replaced. As a result, temperature in the classrooms increased by 3-4 degrees.

Thanks to this innovation, the school can save twice as much on energy bills. An added value is that pellets are locally produced. To ensure sustainability of this community project, Prydniprovskia village council decided to allocate funds for procurement of wood pellets for Kamyanetska village school.

At the moment, there are 268 children studying the Kamyanetske village school, including children from the neighboring villages and smaller settlements who get here by school bus. In the coming years it is expected that the number of schoolchildren will increase as there are two kindergartens in the village and many of these kids will soon go to school. Besides, the school is opened all day round as there are Center for children's creative activities and sport club working at school.

Currently there are 129 community initiatives on energy efficiency implemented throughout Ukraine with the CBA support.

# Chapter 3: RURAL ECONOMIC DEVELOPMENT

*RED component aims to pilot community-based approach to agricultural service cooperatives development and creation of opportunity for employment and income among rural poor people. The pilot of CBA-II has showed promising results and there is a demand for more CBA-III type cooperatives in the regions. More information can be found below and at the website [www.cba.org.ua](http://www.cba.org.ua).*

## **Activity 5: Promoting farm and non-farm micro and small business development**

During the Third Phase of the CBA, RED Component further fosters activities and economic development in rural areas. Pilot areas of CBA-II were further expanded and role/contribution of local authorities was concretely defined from

longer term perspective of cooperation with and support from national programmes on cooperatives. The promotion of organised community cooperatives and other types of associations or groups of small farmers may provide for income generation and employment creation, in order to improve the quality of life and the autonomy of people in rural areas. Training, advisory services and small grants were provided to rural communities willing to establish cooperatives in order to support small economic initiatives.

### **3.1 Area Selection – Verifiable Indicator – 12 regions; Results and Achievements – 12 regions**

Rural economic development (RED) component of CBA-III promotes non-profit multi-functional agricultural service cooperatives (ASCs) for creating employment and income opportunities in rural areas. It targets low-income households and assists them in getting organized into ASCs and in bringing added value to local products through efficient production, packaging and shared marketing.

The experience of CBA-II on rural economic development in selected 8 regions was expanded to a half of the regions in Ukraine in CBA-III to demonstrate the effectiveness of CBA-type cooperatives in improving unemployment and reducing poverty in rural Ukraine. In addition, in CBA-III awareness raising campaign was conducted at each level of intervention. It promotes the potential of forming a community cooperative. It also included launching of the component in the region/rayon, distribution of leaflets, dissemination through local media and sites of the partners. Awareness agenda included results achieved by CBA-II in 8 pilot regions, information on the possible support that CBA-III provides and potential of improving rural income/employment through cooperation and terms of partnership.

As of the end of 2015, in total 12 oblasts, 26 rayons and 47 village councils were competitively selected for participation in RED component of the CBA-III. Criteria such as level of agricultural activities, rural unemployment and poverty, level of accessibility to cooperatives, commitment of the authorities to co-finance the activity and facilitate the promotion of cooperative, and performance in implementing the CBA methodology (regular, replication, energy efficiency, rural economic component) during CBA-I and CBA-II were used for competition.



### **3.2 Cooperative Development** – *Verifiable Indicator – 36 cooperatives; Results and Achievements – Indicator exceeded to 47 cooperatives.*

The target households were mobilised to form multi-functional non-profit agricultural service cooperatives (ASCs) under the current legislative framework and registration procedure. The Project supported ASC members for development of appropriate statutes and internal rules; formation of management board and executive body and facilitate the process of registration.

If the selected community has already an existing multi-functional non-profit ASC and the target households are willing to continue with it, then a process of grafting is applied to adopt the existing ASC with introduction of necessary changes such that the ASC will function in line with the CBA approach.

As of the end of the year, the target was exceeded to 47 officially registered cooperatives.

### **3.3 Micro-project Implementation**

Each economic development activity under RED component was implemented by a functional group of a cooperative from among its members competent for specific activity. Under guidance and training provided by the Project, the functional group developed necessary business plan and technical documentation. ASCs submitted their micro-project proposals to the CBA with necessary documents and evidence of resource availability. The CBA provides grants through direct transfer to the accounts of the ASCs whereas support from local authorities and other sponsors may be in the form of parallel funding or direct funding as per the situation.

The ASCs implement the micro-projects under the framework of UNDP financial procedures. It selects vendor/service provider through transparent bidding process and get the work done under contractual arrangement. Quality supervision committee is established to monitor the implementation process. The ASCs also ensure proper donor visibility. At the onset of micro-project implementation, the ASCs establish temporary visibility while a permanent visibility is made upon completion of the micro-project.

During 1<sup>st</sup> quarter, 2016, 9 MPPs were approved by CBA-III, making it 34 in total since inception. Total cost of the approved micro-projects is UAH 6.4 million (USD 258.6/ EUR 236.7 ths), allocated by the COs (17%), CBA (75.7%), local/regional authorities (7.3%), as indicated in Chart II. It reflects local cost-sharing envisioned from the COs and local authorities, thus validating the commitment of the local stakeholders for joint action. In total, 13, 709 men, women and children are expected to benefit from these micro-projects directly or indirectly.

### 3.4 Capacity Development

CBA-III provides logistical support to ASCs and assists in establishing and managing information centres that allow ASC members to receive the newest information on production and processing technologies, and marketing. The project promotes ASC cooperation with village councils, rayon authorities and private firms (e.g., dairy plants, fruit/vegetable processing plants). Such cooperation allows ASCs to build additional capacity for mobilizing organizational, financial and technical support in the future.



During 1<sup>st</sup> quarter, 2016, there was 1 national-level training session related to the development of technical information centers (TICs) for ASCs attended by 45 participants from 12 oblasts, including CBA regional coordinators, ASC members-to-be, and representatives of local authorities.

Training was focused on different aspects of ASC management, including business planning of ASCs, financial aspects, ASC-related accounting and taxation, technical information centres at ASCs. Future ASC members also learnt more about business development and possibilities to expand their ongoing activities or start up a new business. Regional offices also conducted local trainings for ASC initiatives/functional groups.



On 15 and 18 January, 2016, grassroots training sessions on bookkeeping in the context of running agricultural cooperatives took place in Negrygailivsky and Glukhivsky rayon in Sumska oblast. Training was organized under the joint UNDP/EU project "Community based development".

The target audience for this training were accountants, representatives of local self-governance bodies and treasury and cooperative members. The participants had an opportunity to ask questions and get a deeper grasp of the recent changes in tax legislation, requirements to accounting record keeping, and filling out quarter reports. With support of the trainer Ivan Nazarenko, the participants developed a form for calculation of service charges.

Apart from bookkeeping aspects, the participants also discussed their plans for cooperatives development in 2016. On the whole, this training has reached representatives of four cooperatives, including "Dobrobut Shchevchenkove 2016" and "Polisyanochka" in Glukhivsky rayon, and "Nedrygailiv" and "Hospodar-2015" in Nedrygailivsky rayon.

There were 13 **study visits** organized during 1<sup>st</sup> quarter, 2016, under the CBA Project; 267 persons had a chance to participate in these "go-and-see" visits.



On 23-25 February 2016, regional capacity building workshop for the representatives of agricultural cooperatives was organized in Zaporizhyya. The workshop has been conducted under the joint UNDP/EU project "Community-based approach to local development" (CBA). The event was facilitated by Olena Ruditch, CBA Communities Development Specialist, and Oleksandr Radionov, CBA Agri-business Expert.



Workshop participants from 12 regions (Vinnytsya, Volyn, Zaporizhyya, Kirovohrad, Mykolaiv, Odesa, Sumy, Ternopil, Kherson, Khmelnytsky, Chernivtsi, Cherkasy) learnt about different aspects of cooperative activities. In particular, they were introduced to CBA methodology related to establishment and functioning of Technical and information centers (TIC), including technical and practical aspects of TIC creation, provision of


services, equipment procurement. They learnt how to use TIC as a marketing instrument in order to promote their services, for community development and finding partners, as well as about other TIC services according to the concept of *Information and communication technologies* for development (ICT4D). Besides, experience of existing TIC established during the CBA's second phase, in particular in Ternopil, Mykolaiv, Sumy, Cherkasy and Kirovohrad regions was also presented to the audience.

Apart from the workshop, the participants also went on the field visits to the villages of Chapaevka and Kinski perehony, Zaporizhya region, to see the work of local TIC and discuss what technologies could be used in cooperatives and individual village households.

At the end of the workshop, the participants presented their vision of TIC development in their regions during the third phase of the CBA project.



### Box 3 – Cooperative model gives a kernel of hope for Kherson farmers



When the idea to organize an agricultural cooperative was first brought to the community of Hornostaivka village, Kherson region, they were quite skeptical about it. For many of them the word 'cooperative' brings back images of the Soviet-era collective farms that people were forced to join and worked in slavery-like conditions. Another disturbing tendency was that all decision-making used to be in the hands of a head of collective farm. It took time to bring the new idea home and understand the radical differences between the two models.

But first things first. Like many other rural communities, Hornostaivka inhabitants faced a common challenge: how to cultivate their lands without necessary equipment. Different types of agricultural works – ploughing, disking, cultivating, fertilizing, mowing – require specialized equipment and machinery. The local farmers had no choice but to rent it from the wealthier farmers. However, this option has its pitfalls since they often need to wait until the equipment is available for them to use. In a meantime, they risk to miss the favourable time for certain type of field works that, in the end, affects the quality of harvest. The situation has reached the critical point and many farmers who owned 1-2 hectares of land started considering the possibility of renting out their land instead of suffering constant financial losses.

Establishment of a cooperative gives answers and tools for addressing these challenges common for many rural households in Ukraine. Under its rural economic development component, the CBA project aims at boosting self-reliance and profitability of rural households through furnishing them with equipment to be used by the cooperative's members on equal terms. Establishment of a cooperative also means that its members can arrange for a joint sale of their produce; in its turn, this allows to reduce expenses for equipment maintenance and for fuel (since it is purchased in bulk) as well as increases chances of getting support of external investors. The list of advantages also includes produce quality improvement and creation of additional workplaces.



After several months of discussions and brainstorming, 27 farmers decided to get united into the agricultural cooperative “Obriy-2015.” The pre-launching period was not easy as they had to master business planning, financial management, priorities-setting. To support a first timer, the technical and information center has been created in Hornostaivka (on the photo above), as envisaged by the CBA methodology.



This year the cooperative received a new tractor, soil-cultivation units and a seed planter. According to the tradition that a new undertaking needs to receive blessing, the farmers invited a local priest to give blessing to their initiative. The farmers have reasons to feel blessed this year: they now have all equipment they need for field works and their land will be cultivated in time. The farmers also agreed to create two job positions within the cooperative. They are also going to widen the scope of services they provide.

The total budget of this initiative is UAH 651,400, including UAH 65,000 contributed by the cooperative’s members, UAH 65,000 by Hornostaivka village council, and UAH 521,300 by the UNDP/EU project.

Kherson farmers are glad that they took risk and feel more confident and furnished with all necessary tools for cultivating their success.

## Chapter 4: URBAN DEVELOPMENT

The CBA methodology, which has been successfully applied in the rural areas, is offered to trigger community-led development in urban areas as well. Community mobilization process is applied around housing services, while promotion of the progressive form of joint management of multi-apartment buildings, association of co-owners of multi-apartment buildings (ACMB), is the priority of project support. CBA-III helps communities of multi-apartment buildings to get organized in the ACMBs or develop existing associations, prepare development plans and get grants to actually implement community micro-projects. More information can be found below and at the website [www.cba.org.ua](http://www.cba.org.ua).

### Activity 6: Improvement of urban housing through optimal technical solution

**4.1 Developing partnerships with local governments** – Verifiable Indicator – 300 ACMBs, up to 15 Municipal Resource Centres; Results and Achievements – 225 ACMBs, 25 Municipal Resource Centers

The value added of the urban development component of CBA-III is the comprehensive approach that enables sustainable introduction of deep retrofitting measures in the multi-apartment buildings, improving living conditions of a large group of Ukrainian population.



On 28 January 2016, a contest for participation in 2016 in the urban component of the joint UNDP/EU project "Community-based approach to local development" (CBA) was opened in the cities of Ukrainka and Pereyaslav-Khmelnytsky, Kyiv region. Associations of co-owners of multi-story buildings (ACMBs) to be selected on competitive basis will be trained how to manage their own house, to establish effective dialog with the local self-governance bodies, authorities involved in granting permission for business activities. Most importantly, they will be able to refurbish their own house under co-financing scheme, receiving allocations from the local budgets, the CBA project and making their own contributions.

### 4.2 Capacity Development

Throughout the CBA-III implementation the local municipal staff and the local authorities are part of the decision-making process. Thus, "learning by doing" approach is expected to contribute to establishing sustainable practices of housing renovation through community mobilization approach.

During 1<sup>st</sup> quarter, 2016, 124 training sessions were organized under the urban component, making it 152 in total since inception. On the seminars, participants were trained on how to practically make use of community mobilization approach to living conditions in condominium. In total, 1,114 people participated in the trainings, among them 452 men and 662 women.



On 12 February 2016, Drohobych, Lviv region, hosted a seminar for the associations of co-owners of multi-apartment buildings (ACMB) and representatives of initiative groups that intend to establish ACMB. The seminar was facilitated by Leonid Tulovsky, an expert of the joint UNDP/EU project "Community-based approach to local development" (CBA) and organized jointly with the city council and ACMBs of Drohobych.

Seminar participants were briefed on how to establish, run and develop ACMB. They also received useful information regarding reform of housing and utilities sector of Ukraine and Ukrainian legislation regulating the establishment and functioning of ACMBs, as well as learnt about the best practices of other countries. The attendees have also discussed some practical aspects, including planning of ACMB activities, challenging issues related to transfer of the territory near the building in ACMB ownership; assessed the

efficiency of energy-efficiency measures in their buildings as well as practical advantages and drawbacks of such measures.



Besides, Leonid Tulovsky attended ACMBs that have completed or are implementing the micro-projects. He suggested the concept of new micro-projects on thermal upgrading of buildings in Drohobych; in particular, it is planned to implement 2 micro-projects to introduce energy-saving measures in the buildings. Eight more micro-projects are to be implemented in other Ukrainian towns.

### 4.3 Support Structures

Since inception and as of 2015, in all selected partner cities Coordination Councils were established. The Coordination Councils include representatives of the municipalities and ACMBs.

Members of Coordination Councils in the cities jointly discuss community priority plans, make decisions, approve micro-projects, review implementation progress, related problems and issues, correction measures; monitor and support interactions between ACMBs and utility companies, coordination of resource mobilization, including considerations on establishment of local policies on targeted support to insolvent owners.

In addition, each partner city established a Municipal Development Forum (MDF). It is chaired by the city mayor/deputy mayor in charge of the municipal finances and/or housing and communal sector. The MDFs also include representatives of the municipal councils and municipal utility companies. The ACMBs are invited to attend the meetings of the MDFs as observers. The MDFs have the following responsibilities: joint decision-making, including approval of applications submitted by the ACMBs; review of implementation progress, discussion of related problems and approving correction measures; monitoring and support of interactions between the ACMBs and utility companies; coordination of resource mobilization, including considerations on establishment of local policies on targeted support to insolvent owners, etc.

During 1<sup>st</sup> quarter, 2016, 89 meetings of Municipal Development Forums (MDFs) were conducted.

#### Box 4 – Pryluky hosted Local Development Forum

On 29 January 2016, Local Development Forum was organized in Pryluky town, Chernihiv region. Among the participants were Pryluky mayor, regional coordinators of the joint UNDP/EU project “Community-based approach to local development” (CBA) in Chernihiv region, heads of associations of co-owners of multi-story buildings (ACMBs) and heads of community organizations.



The participants discussed the necessity to support the community initiatives at the local level, evaluated the results of partnership between the ACMBs, community organizations and the local authorities during the implementation of microprojects under the CBA, as well as challenges encountered during the micro-projects implementation in Pryluky.

The invited ACMB representatives briefed about implementation of their micro-projects. In particular, results of four micro-projects have been presented to the audience: major repairs of façade, insulation of walls and basement, replacement of windows in common spaces (ACMB “Ponad Udayem”); major repair of communal entrance hallways, window replacement (ACMB “Komfort”); major repair of toilets in Plyluky Specialised School No 6 with a special profile in information technologies; installation of energy-saving windows and doors in Pryluky kindergarten No 4.

In terms of follow-up planning, the participants discussed the integration of community initiatives into local development plans and impact of such initiatives on decision-making at the local level.

#### 4.4 Micro-project support

In the majority of the CBA partner-cities the ACMBs expressed extremely high interest to participate in the Project. Apart from financial assistance from the city and CBA-III, ACMBs/co-owners also got the professional advice from the Project experts for better understanding of technical, legal, financial and organizational aspects of the capital repair of structural elements and engineering systems of multi-apartment buildings and implementation of energy efficiency measures.

Therefore, for the high priority micro-projects review and selection process, representatives of the local authorities and ACMBs in the partner-cities created Councils for micro-projects preliminary selection. After consideration and evaluation of the micro-projects in accordance with the specified criteria, such Councils recommended supporting the best-prepared MPs. The list of the criteria was as follows:

- availability of necessary documentation;
- absence of restrictions for implementation (legal, technical);
- level of support by co-owners (community members);
- relevance and economic feasibility of the initiative;
- who maintains the house;
- priority of the initiative with regard to other ACMBs initiatives in the city;
- amount of ACMB contribution into co-financing ;
- timeframe of the initiative implementation;
- specifics of the implementation;
- other essential factors, depending on local peculiarities.

Co-owners fulfilled all the CBA Project recommendations, prepared the necessary documentation, hold competitive tenders for the vendor selection, received results from state expertize and sent proper micro-project proposal documentation to the Project experts.

##### **4.4.1 Approval of micro-project proposals** – *Verifiable Indicator – 300 municipal projects; Results and Achievements – 225 micro-projects*

The micro-project proposals submitted by ACMBs were reviewed by engineers and community mobilization specialists, as well as by the CBA PMU specialists and appraised by the CBA-III selection committee. Throughout the project implementation ACMBs received technical and advisory support for the renovation work; support to the financing scheme implementation; mediation between ACMBs and other institutions involved in the process, including local authorities, utility companies, banks, and construction companies.

During 1<sup>st</sup> quarter, 2016, 20 microprojects were approved, making it 225 in total since inception. Total cost of the approved micro-projects was UAH 5.8 million (USD 234,43 / EUR 214,5 ths), shared among the ACMBs (9.9%), CBA (48.1%), local/regional authorities (41.9 %). It proves that cost-sharing from the COs and local authorities was higher than envisioned, thus validating the commitment of the local stakeholders for collective action. In total, 4,092 men, women and children are expected to benefit from these micro-projects directly or indirectly.

As a result of implementation of these micro-projects, the technical condition of construct elements and the systems of multi-apartment buildings (common property of the apartment owners and non-residential properties) will be improved. The energy efficiency of these buildings will be also raised. The main kinds of work on these micro-projects are front insulation, replacement windows and doors with energy efficient ones in the places of public use, major repair of the roof and front of the buildings.

All documents included in these micro-project proposals were thoroughly reviewed. All ACMBs that had their micro-projects approved signed a Grant Agreement and proceeded with micro-project implementation.

#### 4.5 Seminars and Round Tables



On 12 January 2016, a practical seminar on creation of centers for administrative services (CAS) in united territorial communities took place in Kyiv. The event was organized by the Ministry of Regional Development, Construction, Housing and Utilities of Ukraine together with the project of German International Cooperation Agency (GIZ).

The opening of the event was attended by the representatives of respective ministries, including Genadiy Zubko, *Vice Prime Minister* of Ukraine/*Minister of Regional Development*, Yulia Klymenko, *Deputy Economic Development and Trade Minister*, and Wolfgang Bindseil, *Deputy Head of Mission* at the Embassy of Germany in Ukraine. Among the participants invited to this discussion were the experts of the joint EU/UNDP Project "Community Based Approach to Local Development" (CBA) Olena Ruditch and Oleksandr Riabyi.



The invited experts discussed how to facilitate the creation of CAPs in united territorial communities and to ensure that the services provided by these structures really meet the needs of the population; they also discussed how to ensure timely and effective rendering of services and to improve the quality of services. During the discussions, the participants used the model of ideal CAS put forward by the organizers; according to this model, CAS services should be result-oriented, convenient, timely, simple, accessible, transparent and professional. The participants also discussed the conditions necessary for effective cooperation between the central executive authorities and united territorial communities in terms of provision of administrative services. A separate discussion was dedicated to reforming of the system of providing administrative services (legislation, national network of CAS and e-services).

The experts from the GIZ Project also briefed about their project focused on governance reform in the area of administrative services implemented in the Eastern Ukraine that could be useful to other oblasts.

#### The perspectives of Ukrainian "smart cities" was discussed at Ivano-Frankivsk Conference



On 30-31 March, a national level round table "Smart Cities - Innovations in Local Governance" was organized in Ivano-Frankivsk city. Among the participants were representatives of the European Union, the United Nations Development Programme in Ukraine and the UN Economic Commission for Europe, the Ministry of Regional Development and the State Agency for Ukraine's e-governance, and Ukrainian municipal authorities. Together they discussed perspectives of development of smart cities in Ukraine in the context of decentralization reform.



«As UNDP we believe that smart solutions for the cities like Ivano-Frankivsk and for the cities where you come from can bring all progress. Increase of information and communication technologies can help to reach those people whom we couldn't reach previously like people in rural areas. Decentralization and democratic access to data and to services – those things go hand in hand, that is why this event, this programme and this particular aspect is so relevant to Ukraine,» Mr Janthomas Hiemstra, UNDP Country Director in Ukraine, has

noted during the official opening of the Conference.

“We are glad that this roundtable covers the whole range of topics related to smart cities and electronic governance. This will give us deeper understanding of today's needs of the small cities”, Ms Juana Mera Cabello, First coucellor, the Head of Section “Economic Cooperation, Social and Regional Development” of the EU Delegation in Ukraine, highlighted.

Mr. Ruslan Martynkiv, Ivano-Frankivsk city mayor, expressed hope that introduction of e-governance will be successfully implemented in Ukrainain cities. “We are glad that our city has an opportunity to share our own experience regarding the introduction of innovative technologies,” noted the mayor during his welcome speech.

National level round table "Smart Cities - Innovations in Local Governance" was organized with support of the joint EU/UNDP Project “Community-based approach to local development” (CBA). During this event, Ukrainian cities shared their experience regarding the introduction of e-governance system, new technologies for improving transparency of the cities and the quality of life for city-dwellers, improvement of cooperation between the citizens and the government authorities.



The Conference participants analysed the practical examples of smart cities strategies applied throughout the world and discussed the possibility to apply such strategies in the small cities of Ukraine. The previous day the guests of this event also went on a field visit to the municipal objects of Ivano-Frankivsk City Council where some 'smart cities' principles are applied, including energy efficiency, separate waste sorting, etc.

In the framework of this round table, the EU/UNDP Project introduced its activities plan to support innovative governance initiatives at the municipal level. This Project's component focuses on two 'smart solutions' – transparency and accountability of the local state institutions and provision of services using e-governance principles.




#### **Box 1 – Pro-active residents of an old building in Uzhgorod won the CBA grant to warm up their homes during winter season**

The members of Association of co-owners of multi-apartment buildings (ACMB) “Druzhiba” from Uzhgorod are not new to joint initiatives. The ACMB unites 125 co-owners of 65 apartments and they have already done a lot to improve their building and the adjoining area. For the past 5 years the multi-story building underwent some renovation owing to the inhabitant's efforts, including roof waterproofing,

replacement of worn-out water pipes with plastic steel pipes, street lightning, installation of energy meters, repair of the staircases at the entrances, reconstruction of playground for kids, arranging waste management, to name a few.

However, there are always things to improve and renovate about the building constructed 38 years ago when energy saving was not on the agenda. Therefore, in June 2015 the ACMB applied for a grant from the CBA for their energy saving mini-project in the context of winterization. The thing is that the windows and doors in the building are old and worn out. Wood have rotten and decayed in many places, and window and door frames in the entrance halls and basement lost shape and let in cold air. Since there is no central heating in the building, this resulted in low temperatures not only in common spaces but also in the apartments. Due to this, inhabitants got colds quite often during winter. The only way to ensure energy saving was to replace the old wooden windows and doors in the common spaces.




Owing to the CBA co-financing scheme, the inhabitants had a chance to implement their winterization plan. As a result, 64 windows and 11 doors in common spaces were dismantled and replaced with the new ones; the surfaces of window and door slopes were covered with plaster and then with liquid flux and silicate mud. The inhabitants made sure to collect and remove construction garbage from the entrance halls, basements and technical stores of the building, as well as arranged the territory near the building.

Inhabitants of the house are grateful to CBA project and to city council for supporting their project and improving energy saving in their building. *“There are many pensioners living in our house and many of them cannot afford costly repair. At the same time, we understand that the building is pretty old and needs renovation. Window replacement was particularly timely because this year heating costs skyrocketed. So we really wanted to make sure that the house is properly heated and no resources are wasted,”* Volodymyr Burkalo, Head of Druzhba ACMB, sums up the project rationale.

## Changes introduced in implementation of the Project

### Chapter 5: SUPPORT TO IDPs

*To address this issue, the CBA Project supports communities' renovation projects for temporary accommodation of internally displaced persons (IDPs). The CBA in partnership with local authorities and community organizations helped to renovate temporary lodging and social care centres for the most vulnerable, including mothers with children, the elderly and people with disabilities.*



**5.1 Background of the problem:** In early April 2014, protests erupted in the Eastern and some Southern parts of the country, with protestors demanding greater autonomy from the central government and

closer relations with – or even joining – Russia. Since then, the situation in Donetsk and Luhansk regions has evolved into a full-fledged armed conflict, with continued fighting between the Government forces and pro-Russian rebels. As the conflict in Ukraine unfolds, a number of internally displaced persons (IDPs) fleeing for refuge to the neighbouring oblasts is rapidly soaring. According to the statistics of the Ministry of Social Policy, 1.6 million people were officially registered as IDPs as of 28 December 2015. In many cases, they have to live in dilapidated buildings that have no running water or have not been renovated for decades.

**5.2 Key problems – shelter and utilities:** IDPs have been provided with shelter assistance. Some shelters are of permanent structure while some are of temporary nature. Insufficient space to accommodate IDPs and inadequate utility facilities in those premises are the most burning problems. Some of these accommodation centres have inefficient utility facilities which can be quickly improved. Some of them suffer from utility inadequacy and will likely become unliveable during the winter.

**5.3 CBA Interventions:** To alleviate above issues, a wide range of interventions are required – from immediate humanitarian support to medium/long-term recovery efforts. In this light it was proposed that the CBA Project will support local governments and host communities in tackling the above issues while keeping the most vulnerable IDPs in the focus. Scope of the CBA interventions include rapid rehabilitation of residential structures occupied/to-be-occupied by vulnerable IDPs from the perspective of winterization; building capacity of service providers (hospitals) through rehabilitation and equipment support; providing information and counselling to IDPs through various information outlets, dialogues and reconciliation tools; creating environment for income generation in favour of IDPs through temporary work opportunities.

**5.4 Status of micro-projects' implementation:**

Since inception of the Third phase, the CBA Project approved and implemented 34 micro-projects in 9 oblasts hosting the largest numbers of IDPs, namely Donetsk, Luhansk, Dnipropetrovsk, Kharkiv, Poltava, Zaporizka, Odeska, Cherkaska and Vinnytska. Each oblast received a quota for implementation of the CBA IDPs' micro-projects aimed at improving living conditions in each of the nine oblasts. The overall budget for these projects was more than 1.3 million dollars. The CBA in partnership with local authorities and community organizations helped to renovate temporary lodging and social care centres for the most vulnerable, including mothers with children, the elderly and people with disabilities.



In total, 26 social infrastructure objects for IDPs were renovated in 9 oblasts of Ukraine. All these objects reconstructed under the CBA Project were officially opened. In total, more than 3,500 internally displaced persons benefited from the UNDP/CBA support.

Within the framework of the additional quota, six more IDP objects were fully reconstructed in 2016 in Vinnytska, Cherkaska, Zaporizka, Kharkivska, Dnipropetrovska and Odeska oblasts. During the 1<sup>st</sup> quarter, 2016, two CBA IDP objects were officially opened – in Barvinkove (Kharkiv region) and in Yampil city (Vinnytsia region).



On 18 February 2016, an official opening of the building for temporary accommodation of internally displaced persons took place in Barvinkove city, Kharkiv region. The building underwent major repairs with support of the joint UNDP/EU project “Community-based approach to local development” (CBA).

After the repair the living conditions in the building significantly improved. The repair works included installment of new door, windows replacement, repair of the living rooms and hygiene facilities, repair of the hearing system. Around 30 IDPs could be accommodated here from now on.

This is the third object for accommodation of IDPs in Kharkiv region that has been refurbished with CBA support. In 2015, IDP objects were opened in Balaklia city and Khorosheve village.



On 29 March 2016, in Yampil city, Vinnytsia region, a joint UNDP/EU Project “Community Based Approach to Local Development” (CBA) officially opened a reconstructed ‘Dnister’ Hotel for accommodation of IDPs. The building will shelter around 40 persons.

Present at the opening ceremony were Valeriy Koroviy, Head of Vinnytsia oblast state administration, Anatoliy Oliynyk, Head of Vinnytsia oblast council, Svitlana Slabinska, CBA Monitoring and Communication

Specialist, CBA Project coordinators in Vinnytska oblast, officials from rayon state administrations and councils, officials from the local authorities, and internally displaced persons.

In ‘Dnister’ Hotel in Yampil city, major repair of the premises has been completed, including installation of new windows and doors, renovation of heating system, internal water supply and sewerage, and finishing works.



At the opening ceremony, Anatoliy Oliynyk, Head of Vinnytska Oblast Council, remembered how the first IDPs from Crimea arrived to the region two years ago. “Today Vinnytsia region hosts 42 families of Crimean Tartars. We also actively support relocated Donetsk National University. The lessons that we received thanks to cooperation with EU/UNDP will be useful for the future activities to be implemented in the framework of Ukraine’s association with EU.”



Andriy Gyzhko, Deputy Head of Vinnytska Oblast State Administration, told about longtime cooperation with the CBA Project in peaceful period and during the current crisis: “When we were signing our first cooperation agreement seven years ago, we were dealing with purely development activities: constructing water pipelines, procurement of school buses, street lightning. However, two years ago everything has drastically changed. The country faces the war. We need to understand that each IDP arriving to Vinnytsia region is a

citizen of Ukraine like any other. These people need to feel our care and empathy. We are grateful for the project in Yampil”.

# Chapter 6: KNOWLEDGE MANAGEMENT

*Knowledge management component of the CBA aims to document, systematize and disseminate the experience gained in the area of community-based local sustainable development. It is done through the Knowledge Management Hub (KMH) and through curricula for specific courses of higher education. CBA-III will strengthen the Knowledge Management Hub as a mean of knowledge exchange, platform for broader policy discussions and involvement of all stakeholders into the policy dialogue. Results of 2015 indicate that the CBA Project has been effectively following the path of knowledge documentation and dissemination and that its activities are highly transparent. More information on this subject is given at [www.cba.org.ua](http://www.cba.org.ua), <http://rozvytok.in.ua> and [www.kp.org.ua](http://www.kp.org.ua).*

## Strengthening the Knowledge Management Hub (KMH)

To ensure continuation of the project activities after the project closure and to support establishment of conducive environment for people-centred development, the following activities at the national policy level as well as the following existing strategies will be implemented: 1) Strengthening the Knowledge Management Hub as a mean of knowledge exchange, platform for broader policy discussions and involvement of all stakeholders into the policy dialogue; 2) documentation and dissemination of the lessons learned; 3) development of policy recommendations *on the reform of local self-government and decentralization*.

Striving to bring policy solutions from the grass-roots level, during 1<sup>st</sup> quarter, 2016, the UNDP/CBA Project strengthened partnership with **Ukrainian Association of District and Regional Councils (UADRC) and Association of Village and Settlement Councils (UAVSC)** by signing Grant Agreements between UNDP Ukraine and these two Ukrainian National Associations in March, 2016. Resource Centre [www.rozvytok.un.ua](http://www.rozvytok.un.ua) and the Knowledge Portal ([www.kp.org.ua](http://www.kp.org.ua)) as well as an expert group created with the support of UNDP/CBA became instrumental in launching broad participatory discussion and aggregating recommendations from communities; local authorities, experts and Ministries' representatives.

## Activity 7: Operationalization of the Knowledge Management Hub (KMH)

### 6.1 Operationalization of the Knowledge Management Hub (National Resource Centre for Sustainable Local Development)

The Knowledge Management Hub (National Resource Centre for Sustainable Local Development) was created in 2012 under the Ukrainian Association of District and Regional Councils (UADRC), with support of the CBA. The main objective of the KMH is to document, systematize and disseminate knowledge about the methodology and best practices of community-based approach, making it available for actual and potential partners.

With the aim to support the KMH activities, the CBA provided 4 grants in the past – in 2012, 2013, 2014 and 2015. By the end of 2015, capacity of the UADRC/KMH was enhanced, the objectives were fully achieved. Taking into consideration that during these four years (2012-15) KMH demonstrated real practical results in its daily activities, a Grant Agreement was signed in March, 2016 between UNDP and the UADRC for continuation of the role played by the KMH in information dissemination and policy development in the area of local self-government and territorial reform. Envisaged cost of the activities under this Agreement was UAH 1, 816, 900 (USD 73, 439 / EUR 67,197 ths), of which the CBA share was UAH 1, 580, 703 (USD 63, 892 / EUR 58, 461 ths) and the UADRC share was UAH 236, 197 (USD 9, 547 / EUR 8, 735).

According to the KMH workplan for 2016, included in the agreement signed with the UADRC, the activities in 2016 brought the following results:

- UADRC organized and conducted 4 public awareness campaigns for local self-governance representatives in the format of special "cluster" trainings;
- Cluster trainings were conducted in 4 different regions – Dnipro, Lviv, Kyiv and Odesa. In total, all 24 regions were covered;

- 250 people participated in the “cluster trainings” (Heads and deputy heads of rayon councils, experts, representatives from the Ministry of regional development and oblast councils).

## **Activity 8: Providing policy support to the legislative and executive branches and supporting advocacy efforts of collective actors (Ukrainian Association of District and Regional Councils, Association of Village and Settlement Councils)**

### **6.1.1 Improvement of legislation on local governance**

In accordance with the European Chart on Local Self-Governance, during the reporting period, the experts of KMH further worked on improvement of legislation in local governance, using the main principles of the Chart, such as: principles of subsidiarity, guarantee of financial capacity and autonomy of local self-governance. Also the UADRC continued to provide expert and analytical support in preparation of the legal acts on local self-governance and local and regional development, territorial organization of power, as well as financial and organization aspects in the framework and in accordance with the Concept of the Reform of Local-Self-Government and Territorial Organization of Government in Ukraine.

### **6.1.2. Organization of cluster trainings:**

Taking into consideration the current legislative changes in the country, UADRC organized and conducted 4 public awareness campaigns for local self-governance representatives in the format of special "cluster" trainings in Dnipro, Lviv, Kyiv and Odesa regions.

### **6.1.2 Informational support of the KMH activities:**

To disseminate information about the KMH, news and information about its activity was placed on websites (social networks) on the regular basis. The KMH monthly E-information bulletin was prepared and disseminated among UADRC and CBA partners and other stakeholders.

### **6.1.3. Moderation and updating of the KMH web-portal:**

Taking into consideration new innovative and information technologies, as well as necessity to further promote the KMH portal and its branding, it was needed to fully re-design and reconstruct the web-portal and all its modules. During the reporting period, the process of portal re-designing and re-construction started, the technical task was prepared.

## **6.2 Improving Effectiveness of the Ukrainian Association of Villages and Settlement Councils (UAVSC) on Raising Public Awareness and Policy Making**

In 2015, the CBA established partnership with the All-Ukrainian Association of Village and Settlement Councils (UAVSC). With the goal to build UAVSC capacity in serving as a center of excellence in terms of national level policy-making and in building capacity of its members, a first Grant Agreement was signed in January 2015 between UNDP and UAVSC in terms of enhancing utility of web-portal through improvement in structure and expansion of data base; human resource development for exchange of knowledge on community based local development; online networking and grassroots based policy recommendations.

The UAVSC activities in 2015 only brought successful results. A special Knowledge Portal was developed as a local governance knowledge network for village and settlement councils of Ukraine, linking practitioners, professionals and policy makers in the field of participatory governance and community based development. The Knowledge Portal facilitated virtual and face-to-face knowledge sharing between community members, community organizations, village and settlement authorities, development organizations, civil societies, academia and donors. The UAVSC also created a *special online distance learning*

system to enhance capacities of its members in decentralized governance. More than 1,000 local self-government representatives already have completed first four distance online courses on the platform: “Project Management for Capable Territorial Communities”, “Communication Strategies for Rural Economic Development”, “10 Steps for Successful Implementation of the Community Project” and “Capacity Building and Management of Territorial Communities”.

Taking the abovementioned achievements into consideration, a second Grant Agreement was signed in March, 2016, between UNDP and the UAVSC for enhancing the utility of web-portal through improvement in the structure and expansion of database; human resource development for exchange of knowledge on community-based local development; online networking and grassroots-based policy recommendations. Envisaged cost of the activities under this Agreement was UAH 1, 669, 631 (USD 67,487 / EUR 61,750), while the CBA share was UAH 1, 260. 233 (USD 50,939 / EUR 46,609) and the UAVSC share was UAH 409, 398 (USD 16,548 / EUR 15,141). The expected results are the following:

### 6.2.1 Further development of Knowledge Portal



The current Knowledge Portal will be enriched through additional dynamic features making it capable of serving as a full repository of knowledge related with territorial reform, decentralisation, community-based local sustainable development and management of local council affairs. The portal will further facilitate virtual and face-to-face knowledge sharing with members of the UAVSC and its regional units. The portal will also be linked with that of Knowledge Management Hub (KMH) at UAVSC for the purpose of *synergy*.

### 6.2.2 Online Training and Public Awareness System:

A successfully created new online distance learning system will be further enriched. In total, online distance learning courses will cover such topics, as: rural development and use of the local actives; readiness of rural communities to be self-organized; visualization of communities as an instrument for their strategic planning and development; forming linkages between rural farms; role of local self-governance in the system of rural economic development; ecological aspects of rural economic development; harmonization of rural development and agro-sector, corporate social responsibility of businesses; human and social capital as instruments for development of rural communities in Ukraine.

### 6.2.3 Policy-Making

Taking into consideration the political situation in the country, as well as importance of reforms in the sphere of decentralization and further cooperation between local communities and local governments, the Association expanded its activities across Ukraine. In 2016, the UAVSC will maximize use of Knowledge Portal and strength of its membership base for making policy recommendations. It will further undertake opinion gathering drive and virtual dialogues on the matters of policy relevance (related with decentralisation, local self-governance, territorial reform etc.).

## 6.3 Student Activities

Within the framework of its knowledge management component, CBA-III continued to expand a network of academic institutions from all regions of Ukraine and to further build their capacity to teach courses on

sustainable development. Besides, the CBA further integrates community-based approaches to local governance and development in the curricula of academia and educational institutions.

During 1<sup>st</sup> quarter, 2016, partnership was established with 7 more Universities making it total 40 Universities – members of the National Network of partner Universities in Ukraine supported by the CBA Project. During the reporting period, various activities were undertaken within the framework of CBA Annual Work Plan 2016, as well as Activity Proposal “On Organization of Curriculum Development Component of CBA” – 2016. The activities are described below.

### 6.3.1 Training of Trainers (ToT)



On 11-14 February 2016, village Karpaty, Zakarpattya region, hosted a training of trainers on the course “Community-driven sustainable development”. Training has been organized in the framework of cooperation of the joint UNDP/EU project “Community-based approach to local development” (CBA) with Ukrainian universities. The event was opened by Svitlana Slabinska, Monitoring and Communication Specialist. Moderators of the training of trainers were Anna Alajalyan and Tetiana Kuznyetsova.



During this four day event the participants who represent the National network of partner universities under the CBA learnt how to build an efficient training and to be a successful trainer, mastered the methodology of developing case studies for a training. The training consisted of 6 modules on facilitating cooperation with communities, including team work and proactive personality; social mobilization in communities; identification of community needs and project management; conflict sources and mediation; recommendation regarding fundraising for addressing the community

challenges and implementation of joint initiatives. During this training, the participants also made up an action plan for 2016.

All participants became certified trainers. In the course of 2016 they are expected to organize same type training in their Universities.



### 6.3.2 University Resource Centres on sustainable development



On 2 March 2016, an official opening of Resource Center for Community Development took place in Starobilsk, Luhansk region, on the basis of Luhansk Shevchenko National University relocated to this city from the occupied territory. The event was organized in round table format and all participants could share their proposals and vision of the future activities of Resource Center that has been created with support of the joint

UNDP/EU project “Community-based approach to local development” .

The event was opened by Vitaliy Kurylo, Head of supervisory board of Luhansk University, member of parliament, who was one of the prime movers behind the creation of this University Resource Center.

Among other officials attending the opening were Anatoliy Harkavyi, Head of Starobilsk rayon state administration, Valeriy Arkhipov, Head of Political Sciences and Law Faculty, coordinator of public relations for Ombudsman on human rights office in Luhansk region, Oleksandr Babichev, Deputy-principal on scientific and pedagogic activities, as well as CBA project coordinator in Luhansk region. Iryna Mygovych, Head of the center for international and academic activities and newly appointed head of Resource Center at Luhansk University, also briefed the audience how the Center was created and shared activities plan for 2016.

Creation of this resource center on the basis of Luhansk National University will open new opportunities to introduce CBA methodology to Ukrainian students and will allow the University to widen partnership.



On 30 March 2016, Vinnytsia hosted two events aimed at enhancing the cooperation between the joint UNDP/EU project “Community-based approach to local development” (CBA) and Partner Universities Network.

In particular, the meeting in Vinnytsia Institute of Trade and Economics was dedicated to review last year activities of the Resource Center functioning at the University. Natalya Mokhnachova, Center Coordinator, presented the plan of activities for 2016. Besides, since this University, according to the results of assessment of activities in 2015, was recognized to be a winner and the Resource Center received some useful presents. In particular, Svitlana Slabinska, CBA Monitoring and Communication Specialist, handed over to the Center a laptop and a multifunctional device.



The same day Svitlana Slabinska had a meeting with the representatives of Donetsk National University that recently joined the CBA University Network. Roman Hryniuk, Rector of Donetsk National University, handed the signed Memorandum of understanding between the UNDP and the University and informed that has already signed a decree about creation of Information and Resource Center for scaling up the activities aimed at promoting sustainable development, decentralization and realization of constitutional rights of territorial communities for the management of their territories, facilitation sustainable development through training and activation of research in this area. There are premises allocated for the Center and a sign plate that was presented at the meeting with the CBA Project. The faculty staff and students of the University that relocated from the conflict zone are willing to actively participate in activities of the Network.



### 6.3.3 Open Lectures on sustainable development



On 28 January 2016, an open lecture and discussion on the topic “Sustainable Development in Ukraine: Myth or Reality?” took place in Chernihiv National Technologic University. Co-organizers of this event were the joint UNDP/EU Project “Community based approach to local

development” (CBA), the British Council in Ukraine and civic organization “Chernihiv Evropeyskiy”.

This event was organized, in the first place, for the students of the Universities evacuated from the territories of Donetsk and Luhansk regions. Among the invited experts, there were CBA project coordinators in Chernihiv region. They briefed the student audience on the areas of project implementation in their region and explained the project’s goal to create an environment for sustainable social and economic local development via promoting community mobilization, developing and implementing community initiatives throughout Ukraine.

The participants also discussed the issues of civic society development, overcoming poverty, capacity gaps, energy saving and energy efficiency. There was also a lively discussion of the important components of sustainable development, including economic, environmental and social components.

“Social component in the sustainable development is really vital. When the community organizations learn to take decisions independently and implement them together, their life changes for better. Therefore, in order to achieve sustainable development of society it is vital that every person has a chance to shape his/her life activities, has right to take decisions, implement them and monitor the progress,” summed up one of the participants.

#### 6.4 Donor and Partner Visits



On 22 March 2016, Mr. Sanaka Samarasinha, UNDP Resident Representative in Belarus, came to Ukraine with a study visit. He has visited Selyshche village, Kyiv region, and had a meeting with the local community that successfully implemented several microprojects with support from the joint UNDP/EU Project “Community-based approach to local development” (CBA).

There was a meeting with the representatives of the local community organization “Vira -1”. Its head Tetyana Tsviliy told the audience about the first steps taken by Selyshche community for self-organization, joint planning and defining the priorities. CO member Viktor Dudka briefed about implementation of the microproject on installation of street lightning using innovative energy efficient measures (renewable energy). The second project that has been implemented in the village is major repair of Selyshche school, including replacement of windows.

Mr. Samarasinha was then invited to see the results of these community initiatives, he came to see the local school, village health post and walked in the street lightened with innovative energy efficient lanterns. Summing up what has been shared during the meetings and presentations, Mr. Samarasinha has noted that repair of some selected infrastructure objects has obvious benefits, however what is of top importance is to establish systematic and efficient cooperation between communities and local authorities to ensure the improvement of quality of life for the communities.







## Chapter 7: COMMUNICATION AND VISIBILITY

*CBA-III actively uses communication mechanisms and tools to help reach the CBA goals. External and internal communication is critical to achieve local development results. Skilful communication broadens the impacts of new policies, helps local governance reforms take root, and attracts and fosters strong partnerships. It convinces people to embrace positive behaviour changes that advance local sustainable development. The effective communication also bolsters resource mobilization and project delivery.*

Communication and visibility actions of the CBA Project incorporate information and communication activities that raise awareness of its target and general audiences in the regions of Ukraine and reflect impact of the EU-UNDP cooperation on life of the target population. The main objective of CBA-III communications and visibility activities is to promote the results and achievements of the Project. In addition to the inputs, CBA-III visibility activities focus on outputs and the impact of the action's results.

The CBA Project in its Third Phase aims to maximize the level of transparency of its implementation, and strives to involve media at all levels to inform stakeholders about the results of Project implementation. Analysis of the media reports revealed a high level of awareness and recognition of the EU and UNDP contribution to the Project.

During the reporting period, the CBA Project initiated focused information campaigns in different oblasts of Ukraine to promote a community-based approach and participatory sustainable development with the involvement of media at regional and national levels.

These information campaigns include: conducting CBA Media Days for regional/national media; ensuring substantive media coverage of the CBA in regional and national press; presenting main results and achievements of two previous phases of the Project for press with the goal to provide efficient and analytical media coverage; to encourage more substantive information content of CBA-III demonstrating projects impact; demonstrating best practices of the CBA and best examples of cooperation between the CBA, its partners, media and communities. It aims to represent all parties of the process; train media on how to cover local sustainable development using analytical publications and success stories; showing knowledge management hub component and cooperation with Ukrainian national associations for securing outreach and further dissemination of CBA-III generated knowledge through media coverage.

### **Activity 9: Conducting information campaign and raising public awareness on cross-cutting issues**

#### **Information campaign to promote urban development and an ACMB as a progressive form of management of multi-apartment buildings**

During the 1<sup>st</sup> quarter 2016, a public awareness campaign in the CBA 25 partner cities to promote ACMBs continued. The main goal of the information campaign was to promote associations of co-owners of multi-apartment buildings (ACMBs) as the most efficient approach to management of multi-apartment buildings.

In each partner city, information campaigns were held to promote improvement of urban housing through community mobilization. These campaigns were developed and coordinated by the CBA central office and implemented by the Municipal Resource Centers with support of the city administrations. The information campaigns raised awareness on the scope of the problems in housing sector, helped to boost motivation of homeowners to renovate their buildings, gave information about opportunities provided by the CBA and the requirements that the community should meet to join the project.

Within the framework of public awareness campaign, CBA Urban Development Unit produced three different kinds of special information posters. In total, during the reporting period, 5, 000 posters were printed and distributed among the partner cities, covering 4 different topics.

### 7.3 Developing the CBA News Digest



During the reporting period, the CBA prepared and disseminated the CBA news digest among project donors and partners with the goal to promote the CBA main activities and cases of success. The news digest contains best news/events of the CBA that happened during the respective month, as well as best success stories.

Also during the reporting period, CBA-III new informational materials were prepared, including one-pagers, factsheets and infographics.

### 7.5 CBA Social Network

Social media helps to raise public awareness about the activities and objectives of the CBA Project. It helps to inform partners and stakeholders about the main CBA activities in a ‘real time’, collect opinions and disseminate information about the CBA contests, upcoming events and vacancies.

**Facebook** is currently UNDP’s strongest social media asset in terms of both audience size and engagement. With the network’s high fan page retention rate of 97% and global reach, Facebook should be the comprehensive destination for the primary heavy editorial content. Facebook posts should direct online traffic to more substantial information available at the CBA Project website. Facebook also allows embedded videos, photos and greater interaction.

By the end of March, 2016, there were 1, 485 followers registered at the CBA Facebook page.

### 7.6 Media outlets:

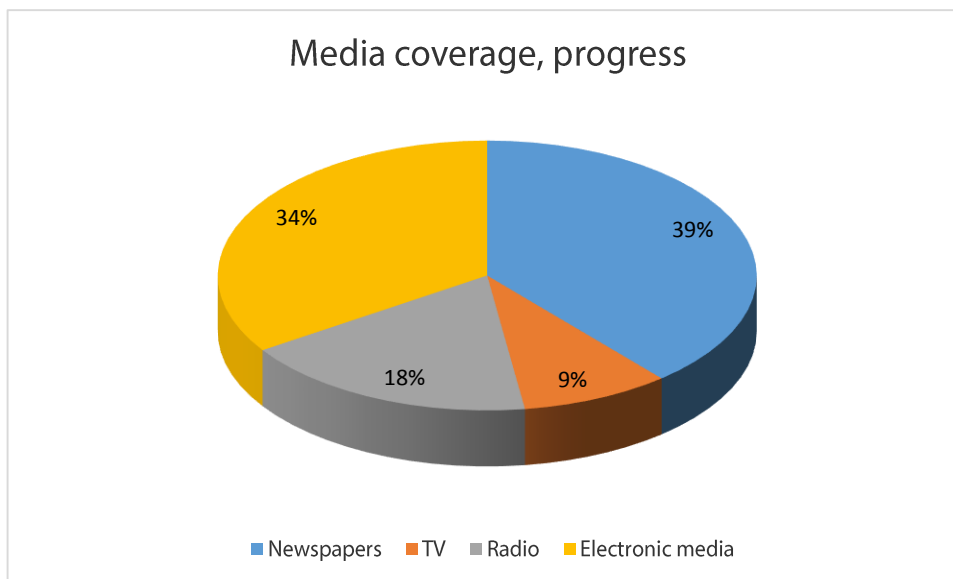
During 1<sup>st</sup> quarter, 2016, the following media activities were implemented aimed at promoting the operation of CBA III. The media monitoring showed that there were 2, 296 media reports and 1, 018 publications on partner websites in total since inception. 6, 185 printed publications and 3, 228 electronic publications were documented since inception.

**Table XIII: Media Events and Media Coverage**

| SN | Activity         | 2014 | 2015 | 2016Q1 | Total  |
|----|------------------|------|------|--------|--------|
| 1  | Media coverage   | 795  | 965  | 536    | 2, 296 |
| 2  | Partner websites | 277  | 570  | 171    | 1, 018 |

Media coverage varied depending on the region due to various factors, including the pro-activeness of media agency, activity of local authorities and pro-activeness of the CBA coordinators.

The majority of news items appeared in newspapers (39 %) followed by electronic media (34 %), radio stations (18 %) and TV broadcasting companies (9%).



# Chapter 8: ADVISORY AND MANAGEMENT

*Various activities in the context of advisory and management included general management, reporting, monitoring, human resources management and financial progress of CBA-III. Details are given hereunder.*

## **Activity 10: Evaluation of Project implementation**

### **8.1 Reporting to Donors and Partners**

#### **8.1.1 CBA-III website**

During the reporting period, the re-construction and re-designing of the CBA-III website started. Also during 1<sup>st</sup> quarter, 2016, the CBA Interactive Map was further developed. Urban component was added with the goal to demonstrate main results and achievements of project activities in urban areas. The part of urban component can provide a visual picture of where the ACMH micro-projects are implemented, with information on what type of micro-project it is, in what city, beneficiaries etc. The map is also available at a separate link: [http://cba.org.ua/map/communities\\_cba2\\_cba3/](http://cba.org.ua/map/communities_cba2_cba3/).

#### **8.2 e-MIS Development**

During 1<sup>st</sup> quarter, 2016, the electronic monitoring and information system was further developed. A separate block for the urban component was added. The MIS was also connected to the urban component' part of the CBA interactive map which in 'real time' mode shows the CBA partner cities and planned/approved micro-projects.

#### **8.3 Management monitoring visits**

UNDP Delegation led by Mr Janthomas Hiemstra, UNDP Country Director in Ukraine, that is visiting Ivano-Frankivsk region these days, stopped over in Poberezhia village to see the results of the community initiative on energy efficient street lightning that has been implemented with support of the joint UNDP/EU Project "Community-based approach to local development".



The guests were shown the solar panels that switch on automatically when it gets dark. However, this is not the only benefit of this eco-friendly renewable energy system; the local community opted for the solar energy instead of the traditional overhead and underground power lines to ensure the availability of street lightning in the areas at high risk of flooding from the rivers Dnister and Bystrytsia.

#### **8.4 Human Resources Management**

During the 1<sup>st</sup> quarter, 2016, 5 CBA staff were recruited: 4 staff in the region (3 drivers and one CDO) and one driver in the CBA central office in Kyiv.

#### **8.5 Financial Progress**

During 1<sup>st</sup> quarter, 2016, estimated expenditure constituted 1,902.5 mln Euro / 2,079.3 mln dollars. In total since inception, a financial progress amounted to 9,946.6mln Euro / 11,502.0 mln dollars.

Table – XIV: Project Budget and Expenditure during the Reporting Period and since Inception

| SN | Activity  | Total Budget    |                 | Expenditure Status |              |                |                |                 |                | GrandTotal Expenditure |                 | GrandTotal Balance |                 |
|----|---|-----------------|-----------------|--------------------|--------------|----------------|----------------|-----------------|----------------|------------------------|-----------------|--------------------|-----------------|
|    |   |                 |                 | 2014               |              | 2015           |                | 2016, Jan-March |                |                        |                 |                    |                 |
|    |   | (Euro '000)     | (USD '000)      | (Euro '000)        | (USD '000)   | (Euro '000)    | (USD '000)     | (Euro '000)     | (USD '000)     | (Euro '000)            | (USD '000)      | (Euro '000)        | (USD '000)      |
| 1  | Human resource  | 5 190,5         | 5 800,3         | 9,9                | 13,1         | 1 847,9        | 2 217,0        | 557,7           | 609,5          | 2 415,6                | 2 839,6         | 2 774,9            | 2 960,6         |
| 2  | Travel  | 125,0           | 139,7           | 0,8                | 1,0          | 17,6           | 21,7           | 1,4             | 1,6            | 19,8                   | 24,3            | 105,2              | 115,4           |
| 3  | Equipment & supplies                                      | 248,0           | 277,1           | 12,3               | 16,2         | 216,2          | 291,0          | 2,0             | 2,2            | 230,5                  | 309,4           | 17,5               | -32,3           |
| 4  | Local office  | 1 021,7         | 1 141,7         | 0,5                | 0,6          | 188,6          | 229,0          | 112,7           | 123,1          | 301,7                  | 352,7           | 720,0              | 789,0           |
| 5  | Other costs & services                                    | 405,6           | 453,3           | 15,4               | 20,3         | 55,6           | 65,0           | 5,8             | 6,4            | 76,8                   | 91,7            | 328,8              | 361,5           |
| 6  | Others  | 15 304,6        | 17 102,6        | 229,2              | 302,0        | 4 930,3        | 5 658,7        | 1 098,6         | 1 200,7        | 6 258,2                | 7 161,4         | 9 046,3            | 9 941,2         |
| a  | Seed grant (social/communal)                              | 4 000,0         | 4 469,9         | 0,0                | 0,0          | 2 478,1        | 2 838,5        | 343,9           | 375,8          | 2 822,0                | 3 214,3         | 1 178,0            | 1 255,7         |
| c  | Seed grant (energy efficiency)                            | 2 000,0         | 2 235,0         | 0,0                | 0,0          | 685,0          | 781,8          | 127,8           | 139,7          | 812,8                  | 921,5           | 1 187,2            | 1 313,5         |
| d  | Seed grant (small business)                               | 1 488,0         | 1 662,8         | 0,0                | 0,0          | 439,6          | 481,6          | 108,9           | 119,1          | 548,5                  | 600,7           | 939,5              | 1 062,1         |
| e  | Seed grant for comprehensive retrofitting                 | 2 160,0         | 2 413,8         | 0,0                | 0,0          | 0,0            | 0,0            | 0,0             | 0,0            | 0,0                    | 0,0             | 2 160,0            | 2 413,8         |
| f  | Seed Grants for support creation/development of HAs       | 2 400,0         | 2 682,0         | 0,0                | 0,0          | 513,1          | 560,8          | 318,1           | 347,7          | 831,2                  | 908,5           | 1 568,8            | 1 773,5         |
| g  | Seed Grants to rehabilitate social infrustrctres          | 720,0           | 804,6           | 0,0                | 0,0          | 120,4          | 131,6          | 104,8           | 114,5          | 225,2                  | 246,1           | 494,8              | 558,5           |
| h  | Seed grant IDP  | 600,0           | 670,5           | 217,6              | 286,6        | 347,0          | 457,2          | -12,9           | -14,1          | 551,7                  | 729,7           | 48,3               | -59,2           |
| i  | Seed Grants for innovative governance initiatives         | 750,0           | 838,1           | 0,0                | 0,0          | 0,0            | 0,0            | 0,0             | 0,0            | 0,0                    | 0,0             | 750,0              | 838,1           |
| i  | Curriculum development support for universities           | 105,3           | 117,7           | 0,0                | 0,0          | 29,1           | 34,9           | 16,1            | 17,5           | 45,1                   | 52,4            | 60,2               | 65,3            |
| g  | Training and visits                                       | 300,0           | 335,2           | 11,7               | 15,4         | 87,3           | 105,9          | 19,5            | 21,3           | 118,5                  | 142,6           | 181,5              | 192,6           |
| k  | Organisation of LDF, OCC meetings & review meetings       | 270,0           | 301,7           | 0,0                | 0,0          | 51,3           | 62,6           | 13,2            | 14,5           | 64,6                   | 77,1            | 205,4              | 224,6           |
| l  | Support to community resource centres                     | 153,0           | 171,0           | 0,0                | 0,0          | 108,6          | 118,7          | 8,7             | 9,6            | 117,4                  | 128,3           | 35,6               | 42,7            |
| m  | Support to Knowledge Management Hub and Policy activities | 358,3           | 400,3           | 0,0                | 0,0          | 70,8           | 85,0           | 50,6            | 55,2           | 121,3                  | 140,3           | 236,9              | 260,0           |
| n  | Contingency & Administrative                              | 1 504,7         | 1 681,4         | 18,8               | 24,8         | 500,8          | 562,4          | 124,3           | 135,8          | 643,9                  | 722,9           | 860,8              | 958,5           |
|    | <b>Total</b>  | <b>23 800,0</b> | <b>26 596,1</b> | <b>286,9</b>       | <b>378,0</b> | <b>7 757,1</b> | <b>9 044,8</b> | <b>1 902,5</b>  | <b>2 079,3</b> | <b>9 946,6</b>         | <b>11 502,0</b> | <b>13 853,4</b>    | <b>15 094,1</b> |

# **ANNEXES**

Annex - I: Establishing Supporting Structures (Support Infrastructural Objects) – Status (data since inception of the Project + 1<sup>st</sup> quarter, 2016)

| Oblast           | CO formation |            |            |               |                  |               |              |              | LDF        |            | OCC       |           | RCRC       |
|------------------|--------------|------------|------------|---------------|------------------|---------------|--------------|--------------|------------|------------|-----------|-----------|------------|
|                  | CO formed    | Old        | New        | Target H/H    | H/H participated | Total members | Male         | Female       | LDF        | Sittings   | Grafted   | Sittings  |            |
| Cherkaska        | 36           | 5          | 31         | 19979         | 15757            | 17060         | 7304         | 9756         | 9          | 35         | 1         | 2         | 12         |
| Chernihivska     | 20           | 2          | 18         | 13228         | 11459            | 2028          | 751          | 1277         | 8          | 16         | 1         | 1         | 8          |
| Chernivetska     | 32           | 9          | 23         | 20479         | 15043            | 3777          | 1486         | 2291         | 8          | 45         | 1         | 1         | 10         |
| Dnipropetrovska  | 40           | 29         | 11         | 12894         | 8183             | 8539          | 3644         | 4895         | 10         | 11         | 1         | 2         | 10         |
| Donetska         | 36           | 18         | 18         | 29787         | 22908            | 6071          | 2486         | 3585         | 8          | 21         | 1         | 1         | 10         |
| Ivano-Frankivska | 32           | 14         | 18         | 20601         | 19668            | 3641          | 1641         | 2000         | 8          | 16         | 1         | 1         | 8          |
| Kharkivska       | 34           | 11         | 23         | 12070         | 10653            | 8411          | 4120         | 4291         | 8          | 13         | 1         | 1         | 8          |
| Khersonska       | 35           | 18         | 17         | 12752         | 8318             | 7572          | 3042         | 4530         | 8          | 34         | 1         | 1         | 9          |
| Khmelnyska       | 32           | 9          | 23         | 10909         | 9525             | 3233          | 1265         | 1968         | 8          | 31         | 1         | 1         | 11         |
| Kirovohradska    | 36           | 19         | 17         | 22748         | 20394            | 4990          | 2012         | 2978         | 9          | 15         | 1         | 1         | 10         |
| Kyivska          | 30           | 8          | 22         | 15417         | 13163            | 13155         | 5890         | 7265         | 8          | 47         | 1         | 1         | 9          |
| Luhanska         | 32           | 19         | 13         | 12584         | 10517            | 19639         | 7925         | 11714        | 8          | 24         | 1         | 1         | 8          |
| Lvivska          | 32           | 17         | 15         | 7799          | 7363             | 2967          | 1284         | 1683         | 8          | 21         | 1         | 2         | 8          |
| Mykolaivska      | 38           | 17         | 21         | 16327         | 14196            | 12339         | 5318         | 7021         | 9          | 24         | 1         | 2         | 9          |
| Odeska           | 32           | 14         | 18         | 23511         | 21249            | 3034          | 966          | 2068         | 8          | 44         | 1         | 1         | 8          |
| Poltavska        | 32           | 14         | 18         | 8413          | 6371             | 6100          | 2532         | 3568         | 8          | 52         | 1         | 1         | 8          |
| Rivnenska        | 32           | 10         | 22         | 16265         | 15333            | 2583          | 1034         | 1549         | 8          | 45         | 1         | 3         | 8          |
| Sumska           | 32           | 10         | 22         | 10579         | 10160            | 6784          | 3006         | 3778         | 8          | 12         | 1         | 1         | 8          |
| Ternopil'ska     | 37           | 13         | 24         | 13948         | 8108             | 3371          | 1118         | 2253         | 9          | 32         | 1         | 2         | 11         |
| Vinnytska        | 35           | 11         | 24         | 22019         | 19295            | 2781          | 988          | 1793         | 8          | 28         | 1         | 1         | 9          |
| Volynska         | 36           | 10         | 26         | 9796          | 9338             | 2316          | 832          | 1484         | 9          | 27         | 1         | 1         | 11         |
| Zakarpatska      | 34           | 16         | 18         | 22437         | 19342            | 3136          | 1394         | 1742         | 8          | 49         | 1         | 1         | 8          |
| Zaporizka        | 40           | 20         | 20         | 8736          | 7663             | 11595         | 5366         | 6229         | 10         | 21         | 1         | 2         | 11         |
| Zhytomyrska      | 32           | 6          | 26         | 12925         | 11642            | 2336          | 805          | 1531         | 8          | 26         | 1         | 1         | 8          |
| <b>Total</b>     | <b>807</b>   | <b>319</b> | <b>488</b> | <b>376203</b> | <b>315648</b>    | <b>157458</b> | <b>66209</b> | <b>91249</b> | <b>201</b> | <b>689</b> | <b>24</b> | <b>32</b> | <b>220</b> |



Annex – II: Legal Forms of Community Organizations – Status (data since inception of the Project + 1<sup>st</sup> quarter, 2016)

| Oblast           | Legal form of CO |            |           |             |          | Total      |
|------------------|------------------|------------|-----------|-------------|----------|------------|
|                  | ACMB             | CO         | BSP       | Cooperative | Other    |            |
| Cherkaska        | 0                | 36         | 0         | 0           | 0        | 36         |
| Chernihivska     | 0                | 20         | 0         | 0           | 0        | 20         |
| Chernivetska     | 0                | 32         | 0         | 0           | 0        | 32         |
| Dnipropetrovska  | 0                | 40         | 0         | 0           | 0        | 40         |
| Donetska         | 0                | 36         | 0         | 0           | 0        | 36         |
| Ivano-Frankivska | 0                | 32         | 0         | 0           | 0        | 32         |
| Kharkivska       | 0                | 34         | 0         | 0           | 0        | 34         |
| Khersonska       | 0                | 32         | 3         | 0           | 0        | 35         |
| Khmelnytska      | 0                | 32         | 0         | 0           | 0        | 32         |
| Kirovohradska    | 0                | 36         | 0         | 0           | 0        | 36         |
| Kyivska          | 0                | 30         | 0         | 0           | 0        | 30         |
| Luhanska         | 0                | 32         | 0         | 0           | 0        | 32         |
| Lvivska          | 0                | 32         | 0         | 0           | 0        | 32         |
| Mykolaivska      | 0                | 33         | 4         | 1           | 0        | 38         |
| Odeska           | 0                | 18         | 14        | 0           | 0        | 32         |
| Poltavska        | 0                | 32         | 0         | 0           | 0        | 32         |
| Rivnenska        | 0                | 32         | 0         | 0           | 0        | 32         |
| Sumska           | 0                | 32         | 0         | 0           | 0        | 32         |
| Ternopil'ska     | 0                | 36         | 1         | 0           | 0        | 37         |
| Vinnitska        | 0                | 35         | 0         | 0           | 0        | 35         |
| Volynska         | 0                | 36         | 0         | 0           | 0        | 36         |
| Zakarpatska      | 0                | 34         | 0         | 0           | 0        | 34         |
| Zaporizka        | 0                | 40         | 0         | 0           | 0        | 40         |
| Zhytomyrska      | 0                | 32         | 0         | 0           | 0        | 32         |
| <b>Total</b>     | <b>0</b>         | <b>784</b> | <b>22</b> | <b>1</b>    | <b>0</b> | <b>807</b> |

## Annex – III: Capacity Building (Support of Infrastructural Objects) – Progress (Jan-March, 2016)

| Oblast           | Nr of trainings | Trainings     |          |                 |                    |                    |     |                           |           | Participants |             |       |
|------------------|-----------------|---------------|----------|-----------------|--------------------|--------------------|-----|---------------------------|-----------|--------------|-------------|-------|
|                  |                 | CO management | Planning | MPP preparation | Finance management | MPP implementation | PAS | Public audit and handover | Other     | Male         | Female      | Total |
| Cherkaska        | 6               |               |          |                 |                    |                    |     | 6                         |           | 39           | 72          | 111   |
| Chernihivska     | 0               |               |          |                 |                    |                    |     |                           |           |              |             | 0     |
| Chernivetska     | 9               |               |          |                 |                    | 1                  |     | 8                         |           | 65           | 74          | 139   |
| Dnipropetrovska  | 0               |               |          |                 |                    |                    |     |                           |           |              |             | 0     |
| Donetska         | 15              | 2             |          |                 |                    |                    |     | 13                        |           | 112          | 161         | 273   |
| Ivano-Frankivska | 0               |               |          |                 |                    |                    |     |                           |           |              |             | 0     |
| Kharkivska       | 0               |               |          |                 |                    |                    |     |                           |           |              |             | 0     |
| Khersonska       | 15              |               |          |                 |                    | 2                  |     | 13                        |           | 112          | 137         | 249   |
| Khmelnyska       | 1               |               |          |                 |                    |                    |     | 1                         |           | 8            | 11          | 19    |
| Kirovohradska    | 3               | 1             |          | 1               |                    | 1                  |     |                           |           | 6            | 22          | 28    |
| Kyivska          | 16              |               |          |                 |                    |                    |     | 16                        |           | 126          | 148         | 274   |
| Luhanska         | 0               |               |          |                 |                    |                    |     |                           |           |              |             | 0     |
| Lvivska          | 1               |               |          |                 |                    | 1                  |     |                           |           | 10           | 11          | 21    |
| Mykolaivska      | 2               | 1             | 1        |                 |                    |                    |     |                           |           | 2            | 3           | 5     |
| Odeska           | 0               |               |          |                 |                    |                    |     |                           |           |              |             | 0     |
| Poltavska        | 0               |               |          |                 |                    |                    |     |                           |           |              |             | 0     |
| Rivnenska        | 3               |               |          |                 |                    |                    |     | 2                         | 1         | 39           | 51          | 90    |
| Sumska           | 10              |               |          |                 |                    |                    |     | 8                         | 2         | 104          | 110         | 214   |
| Ternopil'ska     | 4               |               |          | 2               |                    |                    |     |                           | 2         | 24           | 25          | 49    |
| Vinnytska        |                 |               |          |                 |                    |                    |     |                           |           |              |             | 0     |
| Volynska         | 3               |               |          | 2               |                    | 1                  |     |                           |           | 22           | 7           | 29    |
| Zakarpatska      | 15              | 2             | 2        | 1               |                    | 1                  |     |                           | 9         | 91           | 120         | 211   |
| Zaporizka        | 0               |               |          |                 |                    |                    |     |                           |           |              |             | 0     |
| Zhytomyrska      | 9               |               |          |                 |                    |                    |     |                           | 9         | 67           | 113         | 180   |
| <b>Total</b>     | 112             | <b>6</b>      | <b>3</b> | <b>6</b>        |                    | <b>7</b>           |     | <b>67</b>                 | <b>23</b> | <b>827</b>   | <b>1065</b> | 1892  |

Annex - IV: Capacity Building (Support of Infrastructural Objects) – Status (data since inception of the Project + 1<sup>st</sup> quarter, 2016)

| Oblast           | Nr of trainings | Trainings     |          |                 |                    |                    |     |              |       | Participants |        |       |
|------------------|-----------------|---------------|----------|-----------------|--------------------|--------------------|-----|--------------|-------|--------------|--------|-------|
|                  |                 | CO management | Planning | MPP preparation | Finance management | MPP implementation | PAS | Public audit | Other | Male         | Female | Total |
| Cherkaska        | 21              | 9             | 2        | 3               | 0                  | 1                  | 0   | 6            | 0     | 53           | 118    | 171   |
| Chernihivska     | 10              | 3             | 0        | 3               | 2                  | 2                  | 0   | 0            | 0     | 170          | 186    | 356   |
| Chernivetska     | 26              | 5             | 4        | 3               | 1                  | 3                  | 0   | 8            | 2     | 111          | 117    | 228   |
| Dnipropetrovska  | 7               | 3             | 0        | 1               | 0                  | 2                  | 0   | 0            | 1     | 9            | 9      | 18    |
| Donetska         | 32              | 6             | 4        | 5               | 0                  | 3                  | 0   | 13           | 1     | 298          | 446    | 744   |
| Ivano-Frankivska | 15              | 8             | 3        | 1               | 3                  | 0                  | 0   | 0            | 0     | 49           | 34     | 83    |
| Kharkivska       | 32              | 8             | 6        | 6               | 5                  | 4                  | 0   | 0            | 3     | 35           | 78     | 113   |
| Khersonska       | 43              | 7             | 7        | 7               | 7                  | 2                  | 0   | 13           | 0     | 162          | 209    | 371   |
| Khmelnyska       | 29              | 7             | 2        | 8               | 1                  | 6                  | 0   | 1            | 4     | 22           | 43     | 65    |
| Kirovohradska    | 29              | 9             | 5        | 8               | 3                  | 4                  | 0   | 0            | 0     | 52           | 96     | 148   |
| Kyivska          | 59              | 18            | 11       | 9               | 2                  | 2                  | 0   | 16           | 1     | 149          | 190    | 339   |
| Luhanska         | 11              | 6             | 0        | 5               | 0                  | 0                  | 0   | 0            | 0     | 26           | 38     | 64    |
| Lvivska          | 32              | 0             | 0        | 1               | 3                  | 6                  | 0   | 0            | 22    | 195          | 222    | 417   |
| Mykolaivska      | 32              | 2             | 8        | 9               | 1                  | 9                  | 0   | 0            | 3     | 239          | 303    | 542   |
| Odeska           | 8               | 3             | 1        | 2               | 1                  | 0                  | 0   | 0            | 1     | 9            | 19     | 28    |
| Poltavska        | 30              | 14            | 2        | 6               | 2                  | 4                  | 0   | 0            | 2     | 62           | 66     | 128   |
| Rivnenska        | 41              | 8             | 5        | 7               | 6                  | 6                  | 0   | 2            | 7     | 70           | 99     | 169   |
| Sumska           | 60              | 20            | 10       | 11              | 1                  | 8                  | 0   | 8            | 2     | 196          | 258    | 454   |
| Ternopil'ska     | 38              | 9             | 7        | 10              | 4                  | 4                  | 0   | 0            | 4     | 98           | 172    | 270   |
| Vinnyska         | 15              | 5             | 2        | 5               | 1                  | 1                  | 0   | 0            | 1     | 6            | 16     | 22    |
| Volynska         | 51              | 13            | 10       | 14              | 4                  | 7                  | 0   | 0            | 3     | 82           | 162    | 244   |
| Zakarpatska      | 47              | 10            | 4        | 8               | 2                  | 6                  | 0   | 0            | 17    | 138          | 191    | 329   |
| Zaporizka        | 56              | 14            | 12       | 14              | 2                  | 12                 | 0   | 0            | 2     | 164          | 184    | 348   |

|              |            |            |            |            |           |           |          |           |           |             |             |             |
|--------------|------------|------------|------------|------------|-----------|-----------|----------|-----------|-----------|-------------|-------------|-------------|
| Zhytomyrska  | 18         | 3          | 1          | 2          | 1         | 1         | 0        | 0         | 10        | 92          | 136         | 228         |
| <b>Total</b> | <b>742</b> | <b>190</b> | <b>106</b> | <b>148</b> | <b>52</b> | <b>93</b> | <b>0</b> | <b>67</b> | <b>86</b> | <b>2487</b> | <b>3392</b> | <b>5879</b> |

## Annex – V (A): Micro projects approval (regular, progress) – Jan-March, 2016

| Regions         | Approved MPPs | Cost-sharing |               |                 |                    |                |                |                     | Typology of MPP |               |              |             | Beneficiaries (people) |             |             |
|-----------------|---------------|--------------|---------------|-----------------|--------------------|----------------|----------------|---------------------|-----------------|---------------|--------------|-------------|------------------------|-------------|-------------|
|                 |               | COs          | VC/CC         | Rayon Authority | Regional Authority | Private sector | CBA            | Total               | Health          | Energy saving | Water Supply | Environment | Total                  | Male        | Female      |
| Cherkaska       | 0             | 0            | 0             | 0               | 0                  | 0              | 0              | 0                   | 0               | 0             | 0            | 0           | 0                      | 0           | 0           |
| Chernihivska    | 1             | 75000        | 297011        | 0               | 0                  | 0              | 1087989        | 1460000             | 0               | 1             | 0            | 0           | 1815                   | 900         | 915         |
| Chernivetska    | 0             | 0            | 0             | 0               | 0                  | 0              | 0              | 0                   | 0               | 0             | 0            | 0           | 0                      | 0           | 0           |
| Dnipropetrovska | 0             | 0            | 0             | 0               | 0                  | 0              | 0              | 0                   | 0               | 0             | 0            | 0           | 0                      | 0           | 0           |
| Donetska        | 0             | 0            | 0             | 0               | 0                  | 0              | 0              | 0                   | 0               | 0             | 0            | 0           | 0                      | 0           | 0           |
| I-Frankivska    | 0             | 0            | 0             | 0               | 0                  | 0              | 0              | 0                   | 0               | 0             | 0            | 0           | 0                      | 0           | 0           |
| Kharkivska      | 0             | 0            | 0             | 0               | 0                  | 0              | 0              | 0                   | 0               | 0             | 0            | 0           | 0                      | 0           | 0           |
| Khersonska      | 0             | 0            | 0             | 0               | 0                  | 0              | 0              | 0                   | 0               | 0             | 0            | 0           | 0                      | 0           | 0           |
| Khmelnitska     | 0             | 0            | 0             | 0               | 0                  | 0              | 0              | 0                   | 0               | 0             | 0            | 0           | 0                      | 0           | 0           |
| Kirovohradska   | 0             | 0            | 0             | 0               | 0                  | 0              | 0              | 0                   | 0               | 0             | 0            | 0           | 0                      | 0           | 0           |
| Kyivska         | 0             | 0            | 0             | 0               | 0                  | 0              | 0              | 0                   | 0               | 0             | 0            | 0           | 0                      | 0           | 0           |
| Luhanska        | 0             | 0            | 0             | 0               | 0                  | 0              | 0              | 0                   | 0               | 0             | 0            | 0           | 0                      | 0           | 0           |
| Lvivska         | 0             | 0            | 0             | 0               | 0                  | 0              | 0              | 0                   | 0               | 0             | 0            | 0           | 0                      | 0           | 0           |
| Mykolaivska     | 0             | 0            | 0             | 0               | 0                  | 0              | 0              | 0                   | 0               | 0             | 0            | 0           | 0                      | 0           | 0           |
| Odeska          | 0             | 0            | 0             | 0               | 0                  | 0              | 0              | 0                   | 0               | 0             | 0            | 0           | 0                      | 0           | 0           |
| Poltavska       | 0             | 0            | 0             | 0               | 0                  | 0              | 0              | 0                   | 0               | 0             | 0            | 0           | 0                      | 0           | 0           |
| Rivnenska       | 0             | 0            | 0             | 0               | 0                  | 0              | 0              | 0                   | 0               | 0             | 0            | 0           | 0                      | 0           | 0           |
| Sumska          | 0             | 0            | 0             | 0               | 0                  | 0              | 0              | 0                   | 0               | 0             | 0            | 0           | 0                      | 0           | 0           |
| Ternopil'ska    | 0             | 0            | 0             | 0               | 0                  | 0              | 0              | 0                   | 0               | 0             | 0            | 0           | 0                      | 0           | 0           |
| Vinnitska       | 0             | 0            | 0             | 0               | 0                  | 0              | 0              | 0                   | 0               | 0             | 0            | 0           | 0                      | 0           | 0           |
| Volyn'ska       | 0             | 0            | 0             | 0               | 0                  | 0              | 0              | 0                   | 0               | 0             | 0            | 0           | 0                      | 0           | 0           |
| Zakarpatska     | 0             | 0            | 0             | 0               | 0                  | 0              | 0              | 0                   | 0               | 0             | 0            | 0           | 0                      | 0           | 0           |
| Zaporizka       | 0             | 0            | 0             | 0               | 0                  | 0              | 0              | 0                   | 0               | 0             | 0            | 0           | 0                      | 0           | 0           |
| Zhytomyrska     | 1             | 15570        | 0             | 67636           | 0                  | 0              | 222000         | 305206              | 1               | 0             | 0            | 0           | 601                    | 252         | 349         |
| <b>Total</b>    | <b>2</b>      | <b>90570</b> | <b>297011</b> | <b>67636</b>    | <b>0</b>           | <b>0</b>       | <b>1309989</b> | <b>1,765,206.00</b> | <b>1</b>        | <b>1</b>      | <b>0</b>     | <b>0</b>    | <b>2416</b>            | <b>1152</b> | <b>1264</b> |

Annex – V (B): Micro projects approval (regular, status) (data since inception of the Project + 1<sup>st</sup> quarter, 2016)

| Regions         | Approved MPPs | Cost-sharing   |                 |                 |                    |                |                 |                  | Typology of MPP |               |              |             | Beneficiaries (people) |               |                |
|-----------------|---------------|----------------|-----------------|-----------------|--------------------|----------------|-----------------|------------------|-----------------|---------------|--------------|-------------|------------------------|---------------|----------------|
|                 |               | COs            | VC/CC           | Rayon Authority | Regional Authority | Private sector | CBA             | Total            | Health          | Energy saving | Water Supply | Environment | Total                  | Male          | Female         |
| Cherkaska       | 14            | 223218         | 409838          | 401224          | 0                  | 38285          | 2976942         | 4049507          | 1               | 12            | 1            | 0           | 11790                  | 5227          | 6563           |
| Chernihivska    | 13            | 313871         | 853130          | 343988          | 0                  | 29743          | 4213022         | 5753754          | 3               | 9             | 1            | 0           | 15789                  | 7664          | 8125           |
| Chernivetska    | 17            | 264611         | 820540          | 504287          | 60843              | 0              | 3608746         | 5259027          | 1               | 16            | 0            | 0           | 22994                  | 10648         | 12346          |
| Dnipropetrovska | 14            | 304978         | 1828793         | 479298          | 379967             | 0              | 2945479         | 5938515          | 0               | 14            | 0            | 0           | 13366                  | 6138          | 7228           |
| Donetska        | 18            | 329148         | 219033          | 1490002         | 0                  | 0              | 4492107         | 6530290          | 5               | 12            | 1            | 0           | 101944                 | 45422         | 56522          |
| I-Frankivska    | 17            | 312749         | 192812          | 1967960         | 0                  | 0              | 3321244         | 5794765          | 1               | 16            | 0            | 0           | 28998                  | 12889         | 16109          |
| Kharkivska      | 10            | 140999         | 507049          | 41262           | 0                  | 0              | 1838383         | 2527693          | 1               | 9             | 0            | 0           | 21342                  | 9422          | 11920          |
| Khersonska      | 20            | 312391         | 1237978         | 229156          | 0                  | 0              | 4037017         | 5816542          | 0               | 18            | 2            | 0           | 22760                  | 9788          | 12972          |
| Khmelnyska      | 19            | 318869         | 326575          | 899843          | 0                  | 399651         | 3869502         | 5814440          | 3               | 15            | 1            | 0           | 16732                  | 7357          | 9375           |
| Kirovohradska   | 16            | 276717         | 1078989         | 420000          | 240000             | 3000           | 3491185         | 5509891          | 2               | 13            | 1            | 0           | 22522                  | 9868          | 12654          |
| Kyivska         | 17            | 400164         | 402156          | 1172283         | 37000              | 0              | 3665861         | 5677464          | 1               | 14            | 2            | 0           | 20439                  | 9042          | 11397          |
| Luhanska        | 26            | 567229         | 1430369         | 1343985         | 272392             | 0              | 6393162         | 10007137         | 7               | 16            | 3            | 0           | 1299450                | 519052        | 780398         |
| Lvivska         | 19            | 514333         | 523659          | 1374084         | 0                  | 0              | 4038663         | 6450739          | 1               | 18            | 0            | 0           | 16380                  | 7296          | 9084           |
| Mykolaivska     | 18            | 427645         | 592207          | 1479651         | 0                  | 48410          | 3588490         | 6136403          | 0               | 16            | 2            | 0           | 23480                  | 10609         | 12871          |
| Odeska          | 15            | 246003         | 840775          | 255991          | 0                  | 10000          | 3183631         | 4536400          | 1               | 12            | 2            | 0           | 28978                  | 13570         | 15408          |
| Poltavska       | 20            | 377492         | 1319837         | 1265447         | 0                  | 272908         | 4281159         | 7516843          | 1               | 17            | 2            | 0           | 12970                  | 6001          | 6969           |
| Rivnenska       | 23            | 488927         | 467451          | 2379364         | 397500             | 0              | 4900872         | 8634114          | 3               | 18            | 2            | 0           | 26615                  | 13029         | 13586          |
| Sumska          | 16            | 297392         | 1266213         | 14991           | 0                  | 8095           | 3208680         | 4795371          | 6               | 6             | 4            | 0           | 12207                  | 5585          | 6622           |
| Ternopil'ska    | 25            | 686146         | 261819          | 1490070         | 0                  | 20730          | 5184921         | 7643686          | 0               | 24            | 1            | 0           | 22114                  | 9724          | 12390          |
| Vinnyska        | 8             | 138794         | 591372          | 375261          | 0                  | 0              | 1632060         | 2737487          | 0               | 8             | 0            | 0           | 3939                   | 1768          | 2171           |
| Volynska        | 20            | 323815         | 84813           | 999776          | 618226             | 69100          | 4262370         | 6358100          | 3               | 17            | 0            | 0           | 17982                  | 8735          | 9247           |
| Zakarpatska     | 18            | 397364         | 2545730         | 924127          | 0                  | 0              | 3688520         | 7555741          | 1               | 15            | 2            | 0           | 15450                  | 7277          | 8173           |
| Zaporizka       | 17            | 376752         | 1445002         | 989984          | 12170              | 244909         | 3670159         | 6738976          | 0               | 17            | 0            | 0           | 20219                  | 8789          | 11430          |
| Zhytomyrska     | 16            | 266417         | 327555          | 699581          | 0                  | 0              | 3382650         | 4676203          | 4               | 10            | 2            | 0           | 7242                   | 3208          | 4034           |
| <b>Total</b>    | <b>416</b>    | <b>8306024</b> | <b>19573695</b> | <b>21541615</b> | <b>2018098</b>     | <b>1144831</b> | <b>89874825</b> | <b>142459088</b> | <b>45</b>       | <b>342</b>    | <b>29</b>    | <b>0</b>    | <b>1805702</b>         | <b>748108</b> | <b>1057594</b> |

## Annex – VI (A): Micro project approval (Replication, progress) – Jan-March, 2016

| Regions         | Approved MPPs | Cost-sharing  |                |                 |                    |                |                |                | Typology of MPP |               |              |             | Beneficiaries (people) |             |              |
|-----------------|---------------|---------------|----------------|-----------------|--------------------|----------------|----------------|----------------|-----------------|---------------|--------------|-------------|------------------------|-------------|--------------|
|                 |               | COs           | VC/CC          | Rayon Authority | Regional Authority | Private sector | CBA            | Total          | Health          | Energy saving | Water Supply | Environment | Total                  | Male        | Female       |
| Cherkaska       | 2             | 34780         | 100233         | 91479           | 0                  | 0              | 272500         | 498992         | 0               | 1             | 1            | 0           | 580                    | 264         | 316          |
| Chernihivska    | 1             | 6738          | 39977          | 0               | 0                  | 0              | 86748          | 133463         | 0               | 1             | 0            | 0           | 249                    | 115         | 134          |
| Chernivetska    | 0             | 0             | 0              | 0               | 0                  | 0              | 0              | 0              | 0               | 0             | 0            | 0           | 0                      | 0           | 0            |
| Dnipropetrovska | 2             | 18467         | 75430          | 25005           | 25005              | 0              | 250148         | 394055         | 0               | 2             | 0            | 0           | 1261                   | 571         | 690          |
| Donetska        | 1             | 15342         | 0              | 77497           | 88050              | 0              | 123950         | 304839         | 0               | 1             | 0            | 0           | 1008                   | 437         | 571          |
| I-Frankivska    | 0             | 0             | 0              | 0               | 0                  | 0              | 0              | 0              | 0               | 0             | 0            | 0           | 0                      | 0           | 0            |
| Kharkivska      | 1             | 17133         | 146138         | 0               | 0                  | 0              | 136218         | 299489         | 0               | 1             | 0            | 0           | 1031                   | 486         | 545          |
| Khersonska      | 0             | 0             | 0              | 0               | 0                  | 0              | 0              | 0              | 0               | 0             | 0            | 0           | 0                      | 0           | 0            |
| Khmelnyska      | 2             | 28983         | 147560         | 145200          | 0                  | 10000          | 247900         | 579643         | 0               | 2             | 0            | 0           | 1035                   | 462         | 573          |
| Kirovohradska   | 2             | 33300         | 224806         | 30000           | 40000              | 65000          | 272500         | 665606         | 0               | 2             | 0            | 0           | 1295                   | 497         | 798          |
| Kyivska         | 2             | 31982         | 49166          | 284750          | 0                  | 0              | 242776         | 608674         | 0               | 2             | 0            | 0           | 1394                   | 583         | 811          |
| Luhanska        | 0             | 0             | 0              | 0               | 0                  | 0              | 0              | 0              | 0               | 0             | 0            | 0           | 0                      | 0           | 0            |
| Lvivska         | 2             | 25800         | 0              | 217600          | 0                  | 0              | 247800         | 491200         | 0               | 2             | 0            | 0           | 799                    | 345         | 454          |
| Mykolaivska     | 0             | 0             | 0              | 0               | 0                  | 0              | 0              | 0              | 0               | 0             | 0            | 0           | 0                      | 0           | 0            |
| Odeska          | 2             | 24200         | 143718         | 60823           | 0                  | 0              | 268150         | 496891         | 0               | 2             | 0            | 0           | 2967                   | 1343        | 1624         |
| Poltavska       | 1             | 12004         | 40226          | 50000           | 0                  | 0              | 136250         | 238480         | 0               | 1             | 0            | 0           | 720                    | 318         | 402          |
| Rivnenska       | 1             | 21500         | 0              | 171600          | 100000             | 0              | 136250         | 429350         | 0               | 1             | 0            | 0           | 366                    | 169         | 197          |
| Sumska          | 1             | 13284         | 111664         | 0               | 0                  | 0              | 136250         | 261198         | 0               | 1             | 0            | 0           | 1250                   | 580         | 670          |
| Ternopil'ska    | 0             | 0             | 0              | 0               | 0                  | 0              | 0              | 0              | 0               | 0             | 0            | 0           | 0                      | 0           | 0            |
| Vinnyska        | 4             | 52287         | 158752         | 246270          | 0                  | 60000          | 526450         | 1043759        | 0               | 4             | 0            | 0           | 3550                   | 1618        | 1932         |
| Volynska        | 0             | 0             | 0              | 0               | 0                  | 0              | 0              | 0              | 0               | 0             | 0            | 0           | 0                      | 0           | 0            |
| Zakarpatska     | 0             | 0             | 0              | 0               | 0                  | 0              | 0              | 0              | 0               | 0             | 0            | 0           | 0                      | 0           | 0            |
| Zaporizka       | 0             | 0             | 0              | 0               | 0                  | 0              | 0              | 0              | 0               | 0             | 0            | 0           | 0                      | 0           | 0            |
| Zhytomyrska     | 1             | 12925         | 119900         | 0               | 0                  | 0              | 124950         | 257775         | 0               | 0             | 1            | 0           | 737                    | 345         | 392          |
| <b>Total</b>    | <b>25</b>     | <b>348725</b> | <b>1357570</b> | <b>1400224</b>  | <b>253055</b>      | <b>135000</b>  | <b>3208840</b> | <b>6703414</b> | <b>0</b>        | <b>23</b>     | <b>2</b>     | <b>0</b>    | <b>18242</b>           | <b>8133</b> | <b>10109</b> |

Annex – VI (B): Micro projects approval (replication, status) (data since inception of the Project + 1<sup>st</sup> quarter, 2016)

| Regions         | Approved MPPs | Cost-sharing  |                |                 |                    |                |                |                 | Typology of MPP |               |              |             | Beneficiaries (people) |              |              |
|-----------------|---------------|---------------|----------------|-----------------|--------------------|----------------|----------------|-----------------|-----------------|---------------|--------------|-------------|------------------------|--------------|--------------|
|                 |               | COs           | VC/CC          | Rayon Authority | Regional Authority | Private sector | CBA            | Total           | Health          | Energy saving | Water Supply | Environment | Total                  | Male         | Female       |
| Cherkaska       | 4             | 53687         | 222902         | 111479          | 0                  | 0              | 489050         | 877118          | 1               | 1             | 2            | 0           | 1427                   | 692          | 735          |
| Chernihivska    | 1             | 6738          | 39977          | 0               | 0                  | 0              | 86748          | 133463          | 0               | 1             | 0            | 0           | 249                    | 115          | 134          |
| Chernivetska    | 0             | 0             | 0              | 0               | 0                  | 0              | 0              | 0               | 0               | 0             | 0            | 0           | 0                      | 0            | 0            |
| Dnipropetrovska | 3             | 38787         | 312585         | 34205           | 43405              | 0              | 365148         | 794130          | 0               | 3             | 0            | 0           | 1807                   | 842          | 965          |
| Donetska        | 1             | 15342         | 0              | 77497           | 88050              | 0              | 123950         | 304839          | 0               | 1             | 0            | 0           | 1008                   | 437          | 571          |
| I-Frankivska    | 0             | 0             | 0              | 0               | 0                  | 0              | 0              | 0               | 0               | 0             | 0            | 0           | 0                      | 0            | 0            |
| Kharkivska      | 1             | 17133         | 146138         | 0               | 0                  | 0              | 136218         | 299489          | 0               | 1             | 0            | 0           | 1031                   | 486          | 545          |
| Khersonska      | 1             | 13465         | 0              | 50375           | 0                  | 0              | 106000         | 169840          | 0               | 1             | 0            | 0           | 1219                   | 549          | 670          |
| Khmelnyska      | 4             | 53249         | 255195         | 272087          | 0                  | 30000          | 454400         | 1064931         | 1               | 3             | 0            | 0           | 1496                   | 668          | 828          |
| Kirovohradska   | 3             | 42400         | 244806         | 45000           | 60000              | 76895          | 378375         | 847476          | 0               | 3             | 0            | 0           | 1829                   | 711          | 1118         |
| Kyivska         | 5             | 72427         | 49166          | 520556          | 0                  | 0              | 568026         | 1210175         | 1               | 4             | 0            | 0           | 3970                   | 1771         | 2199         |
| Luhanska        | 0             | 0             | 0              | 0               | 0                  | 0              | 0              | 0               | 0               | 0             | 0            | 0           | 0                      | 0            | 0            |
| Lvivska         | 2             | 25800         | 0              | 217600          | 0                  | 0              | 247800         | 491200          | 0               | 2             | 0            | 0           | 799                    | 345          | 454          |
| Mykolaivska     | 0             | 0             | 0              | 0               | 0                  | 0              | 0              | 0               | 0               | 0             | 0            | 0           | 0                      | 0            | 0            |
| Odeska          | 2             | 24200         | 143718         | 60823           | 0                  | 0              | 268150         | 496891          | 0               | 2             | 0            | 0           | 2967                   | 1343         | 1624         |
| Poltavska       | 2             | 20062         | 90080          | 50000           | 0                  | 0              | 239500         | 399642          | 0               | 2             | 0            | 0           | 1152                   | 516          | 636          |
| Rivnenska       | 1             | 21500         | 0              | 171600          | 100000             | 0              | 136250         | 429350          | 0               | 1             | 0            | 0           | 366                    | 169          | 197          |
| Sumska          | 4             | 69238         | 505521         | 0               | 0                  | 0              | 448725         | 1023484         | 1               | 2             | 1            | 0           | 7952                   | 3840         | 4112         |
| Ternopiiska     | 1             | 8602          | 0              | 45333           | 0                  | 12876          | 103250         | 170061          | 0               | 1             | 0            | 0           | 1822                   | 887          | 935          |
| Vinnyska        | 4             | 52287         | 158752         | 246270          | 0                  | 60000          | 526450         | 1043759         | 0               | 4             | 0            | 0           | 3550                   | 1618         | 1932         |
| Volynska        | 0             | 0             | 0              | 0               | 0                  | 0              | 0              | 0               | 0               | 0             | 0            | 0           | 0                      | 0            | 0            |
| Zakarpatska     | 0             | 0             | 0              | 0               | 0                  | 0              | 0              | 0               | 0               | 0             | 0            | 0           | 0                      | 0            | 0            |
| Zaporizka       | 0             | 0             | 0              | 0               | 0                  | 0              | 0              | 0               | 0               | 0             | 0            | 0           | 0                      | 0            | 0            |
| Zhytomyrska     | 2             | 30365         | 119900         | 49874           | 0                  | 0              | 230825         | 430964          | 0               | 1             | 1            | 0           | 1363                   | 630          | 733          |
| <b>Total</b>    | <b>41</b>     | <b>565282</b> | <b>2288740</b> | <b>1952699</b>  | <b>291455</b>      | <b>179771</b>  | <b>4908865</b> | <b>10186812</b> | <b>4</b>        | <b>33</b>     | <b>4</b>     | <b>0</b>    | <b>34007</b>           | <b>15619</b> | <b>18388</b> |



## Annex – VII (A): Micro project approval (Energy efficiency, progress) – Jan-March, 2016

| Regions         | Approved MPPs | Cost-sharing  |                |                 |                    |                |                |                | Beneficiaries (people) |              |              |
|-----------------|---------------|---------------|----------------|-----------------|--------------------|----------------|----------------|----------------|------------------------|--------------|--------------|
|                 |               | COs           | VC/CC          | Rayon Authority | Regional Authority | Private sector | CBA            | Total          | Total                  | Male         | Female       |
| Cherkaska       | 1             | 14000         | 54777          | 0               | 0                  | 0              | 197382         | 266159         | 3062                   | 1164         | 1898         |
| Chernihivska    | 0             | 0             | 0              | 0               | 0                  | 0              | 0              | 0              | 0                      | 0            | 0            |
| Chernivetska    | 1             | 19776         | 0              | 102765          | 0                  | 0              | 271902         | 394443         | 840                    | 370          | 470          |
| Dnipropetrovska | 2             | 49298         | 292119         | 147997          | 25000              | 0              | 458161         | 972575         | 2534                   | 1116         | 1418         |
| Donetska        | 1             | 14830         | 0              | 77353           | 0                  | 0              | 204375         | 296558         | 1061                   | 514          | 547          |
| I-Frankivska    | 1             | 25451         | 29068          | 50000           | 132000             | 0              | 272500         | 509019         | 588                    | 253          | 335          |
| Kharkivska      | 1             | 15672         | 106637         | 0               | 0                  | 0              | 185877         | 308186         | 378                    | 112          | 266          |
| Khersonska      | 2             | 29181         | 87717          | 30000           | 0                  | 0              | 435253         | 582151         | 5888                   | 3313         | 2575         |
| Khmelnyska      | 5             | 139899        | 338173         | 252019          | 0                  | 0              | 948075         | 1678166        | 5136                   | 2315         | 2821         |
| Kirovohradska   | 1             | 22150         | 42310          | 60000           | 0                  | 0              | 247900         | 372360         | 4363                   | 2400         | 1963         |
| Kyivska         | 3             | 61255         | 185979         | 0               | 0                  | 0              | 767936         | 1015170        | 1989                   | 866          | 1123         |
| Luhanska        | 0             | 0             | 0              | 0               | 0                  | 0              | 0              | 0              | 0                      | 0            | 0            |
| Lvivska         | 1             | 16630         | 25000          | 55000           | 0                  | 0              | 204370         | 301000         | 442                    | 205          | 237          |
| Mykolaivska     | 0             | 0             | 0              | 0               | 0                  | 0              | 0              | 0              | 0                      | 0            | 0            |
| Odeska          | 1             | 13117         | 52497          | 0               | 0                  | 0              | 197301         | 262915         | 1403                   | 603          | 800          |
| Poltavska       | 0             | 0             | 0              | 0               | 0                  | 0              | 0              | 0              | 0                      | 0            | 0            |
| Rivnenska       | 1             | 15100         | 18755          | 30000           | 100000             | 0              | 136250         | 300105         | 785                    | 394          | 391          |
| Sumska          | 0             | 0             | 0              | 0               | 0                  | 0              | 0              | 0              | 0                      | 0            | 0            |
| Ternopil'ska    | 0             | 0             | 0              | 0               | 0                  | 0              | 0              | 0              | 0                      | 0            | 0            |
| Vinnyska        | 1             | 15120         | 0              | 83050           | 0                  | 0              | 204370         | 302540         | 442                    | 220          | 222          |
| Volynska        | 0             | 0             | 0              | 0               | 0                  | 0              | 0              | 0              | 0                      | 0            | 0            |
| Zakarpatska     | 1             | 23575         | 190387         | 0               | 0                  | 0              | 244848         | 458810         | 201                    | 100          | 101          |
| Zaporizka       | 0             | 0             | 0              | 0               | 0                  | 0              | 0              | 0              | 0                      | 0            | 0            |
| Zhytomyrska     | 1             | 20560         | 0              | 139640          | 0                  | 0              | 248900         | 409100         | 2728                   | 1156         | 1572         |
| <b>Total</b>    | <b>24</b>     | <b>495614</b> | <b>1423419</b> | <b>1027824</b>  | <b>257000</b>      | <b>0</b>       | <b>5225400</b> | <b>8429257</b> | <b>31840</b>           | <b>15101</b> | <b>16739</b> |

Annex – VII (B): Micro project approval (Energy efficiency, status) (data since inception of the Project + 1<sup>st</sup> quarter, 2016)

| Regions         | Approved MPPs | Cost-sharing |        |                 |                    |                |         |         | Beneficiaries (people) |       |        |
|-----------------|---------------|--------------|--------|-----------------|--------------------|----------------|---------|---------|------------------------|-------|--------|
|                 |               | COs          | VC/CC  | Rayon Authority | Regional Authority | Private sector | CBA     | Total   | Total                  | Male  | Female |
| Cherkaska       | 5             | 82158        | 214161 | 156822          | 0                  | 0              | 1176132 | 1629273 | 4617                   | 1875  | 2742   |
| Chernihivska    | 4             | 64276        | 240210 | 83700           | 0                  | 0              | 845703  | 1233889 | 5030                   | 2452  | 2578   |
| Chernivetska    | 2             | 36611        | 0      | 170082          | 0                  | 0              | 524359  | 731052  | 2407                   | 1046  | 1361   |
| Dnipropetrovska | 6             | 127965       | 521309 | 434511          | 124687             | 0              | 1335305 | 2543777 | 6537                   | 3029  | 3508   |
| Donetska        | 1             | 14830        | 0      | 77353           | 0                  | 0              | 204375  | 296558  | 1061                   | 514   | 547    |
| I-Frankivska    | 15            | 371241       | 133773 | 1761100         | 132000             | 0              | 4159887 | 6558001 | 25595                  | 10911 | 14684  |
| Kharkivska      | 6             | 94046        | 423708 | 0               | 0                  | 0              | 1192955 | 1710709 | 4726                   | 2236  | 2490   |
| Khersonska      | 5             | 72465        | 260586 | 30000           | 0                  | 0              | 1044758 | 1407809 | 7432                   | 4082  | 3350   |
| Khmelnyska      | 5             | 139899       | 338173 | 252019          | 0                  | 0              | 948075  | 1678166 | 5136                   | 2315  | 2821   |
| Kirovohradska   | 6             | 135221       | 433810 | 260000          | 150000             | 0              | 1654030 | 2633061 | 9610                   | 4872  | 4738   |
| Kyivska         | 7             | 181634       | 351063 | 310107          | 0                  | 0              | 1856531 | 2699335 | 8305                   | 3757  | 4548   |
| Luhanska        | 5             | 124928       | 331618 | 10000           | 0                  | 0              | 1142783 | 1609329 | 3683                   | 1447  | 2236   |
| Lvivska         | 3             | 65544        | 296962 | 154750          | 0                  | 0              | 747670  | 1264926 | 1924                   | 905   | 1019   |
| Mykolaivska     | 8             | 165317       | 499991 | 257447          | 0                  | 0              | 1878872 | 2801627 | 10472                  | 4418  | 6054   |
| Odeska          | 3             | 42392        | 167198 | 0               | 0                  | 0              | 620704  | 830294  | 4929                   | 2278  | 2651   |
| Poltavska       | 6             | 99569        | 350223 | 80000           | 0                  | 0              | 1396188 | 1925980 | 1836                   | 898   | 938    |
| Rivnenska       | 6             | 128590       | 228784 | 407872          | 202500             | 0              | 1244710 | 2212456 | 6221                   | 3063  | 3158   |
| Sumska          | 10            | 195633       | 753104 | 54635           | 0                  | 60000          | 2638861 | 3702233 | 7393                   | 3513  | 3880   |
| Ternopilaska    | 5             | 102694       | 37598  | 379324          | 25000              | 0              | 1297976 | 1842592 | 4464                   | 2002  | 2462   |
| Vinnyska        | 3             | 69423        | 193406 | 263050          | 0                  | 0              | 854215  | 1380094 | 1399                   | 676   | 723    |
| Volynska        | 8             | 123242       | 30270  | 246880          | 248619             | 0              | 1814945 | 2463956 | 5118                   | 2114  | 3004   |
| Zakarpatska     | 7             | 151330       | 678900 | 332232          | 0                  | 0              | 1669247 | 2831709 | 3818                   | 1748  | 2070   |
| Zaporizka       | 4             | 98926        | 261956 | 206189          | 48676              | 0              | 935103  | 1550850 | 3753                   | 1756  | 1997   |
| Zhytomyrska     | 7             | 145064       | 673852 | 139640          | 0                  | 0              | 1783745 | 2742301 | 8909                   | 3934  | 4975   |

|              |            |                |                |                |               |              |                 |                      |               |              |              |
|--------------|------------|----------------|----------------|----------------|---------------|--------------|-----------------|----------------------|---------------|--------------|--------------|
| <b>Total</b> | <b>137</b> | <b>2832998</b> | <b>7420655</b> | <b>6067713</b> | <b>931482</b> | <b>60000</b> | <b>32967129</b> | <b>50,279,977.00</b> | <b>144375</b> | <b>65841</b> | <b>78534</b> |
|--------------|------------|----------------|----------------|----------------|---------------|--------------|-----------------|----------------------|---------------|--------------|--------------|

Annex – VIII (A): Establishing Supporting Structures (Rural Economic Development) – Progress – Jan-March, 2016

| <b>Oblast</b> | <b>CO formation</b> |                   |                         |                      |             |               |
|---------------|---------------------|-------------------|-------------------------|----------------------|-------------|---------------|
|               | <b>CO formed</b>    | <b>Target H/H</b> | <b>H/H participated</b> | <b>Total members</b> | <b>Male</b> | <b>Female</b> |
| Cherkaska     | 0                   | 0                 | 0                       | 0                    | 0           | 0             |
| Chernivetska  | 0                   | 0                 | 0                       | 0                    | 0           | 0             |
| Donetska      | 0                   | 0                 | 0                       | 0                    | 0           | 0             |
| Khersonska    | 0                   | 0                 | 0                       | 0                    | 0           | 0             |
| Khmelnyska    | 1                   | 750               | 67                      | 207                  | 112         | 95            |
| Kirovohradska | 3                   | 142               | 54                      | 14                   | 9           | 5             |
| Mykolaivska   | 1                   | 75                | 60                      | 140                  | 77          | 63            |
| Odeska        | 0                   | 0                 | 0                       | 0                    | 0           | 0             |
| Sumska        | 0                   | 0                 | 0                       | 0                    | 0           | 0             |
| Ternopil'ska  | 1                   | 205               | 41                      | 41                   | 26          | 15            |
| Vinnytska     | 0                   | 0                 | 0                       | 0                    | 0           | 0             |
| Volynska      | 0                   | 0                 | 0                       | 0                    | 0           | 0             |
| Zaporizka     | 0                   | 0                 | 0                       | 0                    | 0           | 0             |
| <b>Total</b>  | <b>6</b>            | <b>1172</b>       | <b>222</b>              | <b>402</b>           | <b>224</b>  | <b>178</b>    |

Annex – VIII (B): Establishing Supporting Structures (Rural Economic Development) – Status (*data since inception of the Project + 1<sup>st</sup> quarter, 2016*)

| Oblast        | CO formation |              |                  |               |             |            |
|---------------|--------------|--------------|------------------|---------------|-------------|------------|
|               | CO formed    | Target H/H   | H/H participated | Total members | Male        | Female     |
| Cherkaska     | 5            | 833          | 187              | 283           | 123         | 160        |
| Chernivetska  | 4            | 1967         | 113              | 155           | 85          | 70         |
| Donetska      | 1            | 39           | 39               | 146           | 75          | 71         |
| Khersonska    | 4            | 183          | 180              | 105           | 42          | 63         |
| Khmelnytska   | 1            | 750          | 67               | 207           | 112         | 95         |
| Kirovohradska | 5            | 195          | 107              | 129           | 61          | 68         |
| Mykolaivska   | 3            | 203          | 97               | 282           | 189         | 93         |
| Odeska        | 3            | 1264         | 81               | 81            | 56          | 25         |
| Sumska        | 4            | 266          | 68               | 68            | 47          | 21         |
| Ternopil'ska  | 4            | 1288         | 201              | 131           | 66          | 65         |
| Vinnytska     | 4            | 3538         | 77               | 251           | 111         | 140        |
| Volynska      | 4            | 1236         | 64               | 64            | 41          | 23         |
| Zaporizka     | 2            | 88           | 87               | 87            | 56          | 31         |
| <b>Total</b>  | <b>44</b>    | <b>11850</b> | <b>1368</b>      | <b>1989</b>   | <b>1064</b> | <b>925</b> |

## Annex – IX (A): Micro projects Approval (Rural Economic Development) – Progress – Jan-March, 2016

| Regions       | Approved MPPs | Cost-sharing   |               |                 |                    |                |                |                | Typology of MPP |          |          |                |              |          | Beneficiaries (people) |             |             |
|---------------|---------------|----------------|---------------|-----------------|--------------------|----------------|----------------|----------------|-----------------|----------|----------|----------------|--------------|----------|------------------------|-------------|-------------|
|               |               | COs            | VC/CC         | Rayon Authority | Regional Authority | Private sector | CBA            | Total          | Meat            | Milk     | Services | Sales services | Horticulture | Other    | Total                  | Male        | Female      |
| Cherkaska     | 1             | 62000          | 50,000        | 0               | 7500               | 0              | 478000         | 597500         | 0               | 0        | 1        | 0              | 0            | 0        | 80                     | 47          | 33          |
| Chernivetska  | 1             | 156140         | 0             | 0               | 0                  | 0              | 619750         | 775890         | 0               | 0        | 1        | 0              | 0            | 0        | 205                    | 93          | 112         |
| Donetska      | 0             | 0              | 0             | 0               | 0                  | 0              | 0              | 0              | 0               | 0        | 0        | 0              | 0            | 0        | 0                      | 0           | 0           |
| Khersonska    | 0             | 0              | 0             | 0               | 0                  | 0              | 0              | 0              | 0               | 0        | 0        | 0              | 0            | 0        | 0                      | 0           | 0           |
| Khmelnyska    | 0             | 0              | 0             | 0               | 0                  | 0              | 0              | 0              | 0               | 0        | 0        | 0              | 0            | 0        | 0                      | 0           | 0           |
| Kirovohradska | 2             | 468373         | 0             | 0               | 0                  | 0              | 1362500        | 1830873        | 0               | 0        | 1        | 0              | 1            | 0        | 110                    | 49          | 61          |
| Mykolaivska   | 1             | 116500         | 0             | 0               | 0                  | 0              | 459700         | 576200         | 0               | 0        | 1        | 0              | 0            | 0        | 140                    | 77          | 63          |
| Odeska        | 1             | 201810         | 0             | 0               | 0                  | 0              | 619750         | 821560         | 0               | 0        | 1        | 0              | 0            | 0        | 1456                   | 630         | 826         |
| Sumska        | 0             | 0              | 0             | 0               | 0                  | 0              | 0              | 0              | 0               | 0        | 0        | 0              | 0            | 0        | 0                      | 0           | 0           |
| Ternopil'ska  | 0             | 0              | 0             | 0               | 0                  | 0              | 0              | 0              | 0               | 0        | 0        | 0              | 0            | 0        | 0                      | 0           | 0           |
| Vinnytska     | 0             | 0              | 0             | 0               | 0                  | 0              | 0              | 0              | 0               | 0        | 0        | 0              | 0            | 0        | 0                      | 0           | 0           |
| Volyn'ska     | 2             | 155542         | 0             | 141758          | 0                  | 0              | 1189200        | 1486500        | 0               | 0        | 2        | 0              | 0            | 0        | 1347                   | 653         | 694         |
| Zaporizka     | 1             | 77250          | 77,250        | 0               | 0                  | 0              | 618000         | 772500         | 0               | 0        | 1        | 0              | 0            | 0        | 1923                   | 1123        | 800         |
| <b>Total</b>  | <b>9</b>      | <b>1237615</b> | <b>127250</b> | <b>141758</b>   | <b>7500</b>        | <b>0</b>       | <b>5346900</b> | <b>6861023</b> | <b>0</b>        | <b>0</b> | <b>8</b> | <b>0</b>       | <b>1</b>     | <b>0</b> | <b>5261</b>            | <b>2672</b> | <b>2589</b> |

Annex – IX (B): Micro projects Approval (Rural Economic Development) – Status (data since inception of the Project + 1<sup>st</sup> quarter, 2016)

| Regions       | Approved MPPs | Cost-sharing   |               |                 |                    |                |                 |                 | Typology of MPP |          |           |                |              |          | Beneficiaries (people) |             |             |
|---------------|---------------|----------------|---------------|-----------------|--------------------|----------------|-----------------|-----------------|-----------------|----------|-----------|----------------|--------------|----------|------------------------|-------------|-------------|
|               |               | COs            | VC/CC         | Rayon Authority | Regional Authority | Private sector | CBA             | Total           | Meat            | Milk     | Services  | Sales services | Horticulture | Other    | Total                  | Male        | Female      |
| Cherkaska     | 4             | 225100         | 129700        | 0               | 167000             | 0              | 1704600         | 2226400         | 0               | 1        | 3         | 0              | 0            | 0        | 1165                   | 468         | 697         |
| Chernivetska  | 3             | 361155         | 0             | 0               | 0                  | 65000          | 1699825         | 2125980         | 0               | 0        | 3         | 0              | 0            | 0        | 451                    | 216         | 235         |
| Donetska      | 1             | 31300          | 19000         | 0               | 0                  | 0              | 201200          | 251500          | 0               | 0        | 1         | 0              | 0            | 0        | 656                    | 275         | 381         |
| Khersonska    | 4             | 436494         | 135042        | 0               | 0                  | 0              | 2106407         | 2677943         | 0               | 0        | 4         | 0              | 0            | 0        | 388                    | 197         | 191         |
| Khmelnyska    | 0             | 0              | 0             | 0               | 0                  | 0              | 0               | 0               | 0               | 0        | 0         | 0              | 0            | 0        | 0                      | 0           | 0           |
| Kirovohradska | 4             | 935373         | 0             | 0               | 0                  | 0              | 2421500         | 3356873         | 0               | 0        | 1         | 0              | 1            | 2        | 314                    | 137         | 177         |
| Mykolaivska   | 3             | 354600         | 0             | 0               | 0                  | 0              | 1410700         | 1765300         | 0               | 0        | 3         | 0              | 0            | 0        | 403                    | 213         | 190         |
| Odeska        | 2             | 325054         | 0             | 0               | 0                  | 0              | 1113725         | 1438779         | 0               | 0        | 2         | 0              | 0            | 0        | 2377                   | 1060        | 1317        |
| Sumska        | 4             | 293500         | 367150        | 0               | 0                  | 0              | 2120000         | 2780650         | 0               | 0        | 0         | 0              | 4            | 0        | 171                    | 80          | 91          |
| Ternopil'ska  | 2             | 262346         | 0             | 5000            | 25208              | 0              | 1085000         | 1377554         | 0               | 0        | 2         | 0              | 0            | 0        | 380                    | 229         | 151         |
| Vinnytska     | 3             | 409250         | 0             | 0               | 0                  | 0              | 1636000         | 2045250         | 0               | 0        | 3         | 0              | 0            | 0        | 2222                   | 907         | 1315        |
| Volyn'ska     | 2             | 155542         | 0             | 141758          | 0                  | 0              | 1189200         | 1486500         | 0               | 0        | 2         | 0              | 0            | 0        | 1347                   | 653         | 694         |
| Zaporizka     | 2             | 202250         | 200250        | 0               | 0                  | 0              | 1173000         | 1575500         | 0               | 0        | 2         | 0              | 0            | 0        | 5023                   | 2763        | 2260        |
| <b>Total</b>  | <b>34</b>     | <b>3991964</b> | <b>851142</b> | <b>146758</b>   | <b>192208</b>      | <b>65000</b>   | <b>17861157</b> | <b>23108229</b> | <b>0</b>        | <b>1</b> | <b>26</b> | <b>0</b>       | <b>5</b>     | <b>2</b> | <b>14897</b>           | <b>7198</b> | <b>7699</b> |

Annex – X (A): Capacity Building (Urban Component) – Progress – Jan-March, 2016

| Oblast          | Number of trainings | Trainings     |          |                 |                    |                    |          |              |          |           | Participants |            |            |
|-----------------|---------------------|---------------|----------|-----------------|--------------------|--------------------|----------|--------------|----------|-----------|--------------|------------|------------|
|                 |                     | CO management | Planning | MPP preparation | Finance management | MPP implementation | PAS      | Public audit | Handover | Other     | male         | female     | total      |
| Chernihivska    | 13                  | 5             | 0        | 0               | 0                  | 0                  | 0        | 0            | 0        | 8         | 141          | 200        | 341        |
| Dnipropetrovska | 0                   | 0             | 0        | 0               | 0                  | 0                  | 0        | 0            | 0        | 0         | 0            | 0          | 0          |
| Donetska        | 7                   | 7             | 0        | 0               | 0                  | 0                  | 0        | 0            | 0        | 0         | 31           | 51         | 82         |
| I-Frankivska    | 0                   | 0             | 0        | 0               | 0                  | 0                  | 0        | 0            | 0        | 0         | 0            | 0          | 0          |
| Kharkivska      | 27                  | 9             | 0        | 9               | 0                  | 0                  | 0        | 9            | 0        | 0         | 61           | 89         | 150        |
| Kyivska         | 0                   | 0             | 0        | 0               | 0                  | 0                  | 0        | 0            | 0        | 0         | 0            | 0          | 0          |
| Luhanska        | 0                   | 0             | 0        | 0               | 0                  | 0                  | 0        | 0            | 0        | 0         | 0            | 0          | 0          |
| Lvivska         | 12                  | 12            | 0        | 0               | 0                  | 0                  | 0        | 0            | 0        | 0         | 6            | 6          | 12         |
| Poltavska       | 8                   | 0             | 0        | 8               | 0                  | 0                  | 0        | 0            | 0        | 0         | 14           | 20         | 34         |
| Rivnenska       | 57                  | 19            | 0        | 15              | 0                  | 0                  | 0        | 17           | 0        | 6         | 86           | 109        | 195        |
| Zakarpatska     | 0                   | 0             | 0        | 0               | 0                  | 0                  | 0        | 0            | 0        | 0         | 0            | 0          | 0          |
| Zhytomyrska     | 0                   | 0             | 0        | 0               | 0                  | 0                  | 0        | 0            | 0        | 0         | 0            | 0          | 0          |
| <b>Total</b>    | <b>124</b>          | <b>52</b>     | <b>0</b> | <b>32</b>       | <b>0</b>           | <b>0</b>           | <b>0</b> | <b>26</b>    | <b>0</b> | <b>14</b> | <b>339</b>   | <b>475</b> | <b>814</b> |

Annex – X (B): Capacity Building (Urban Component) – Status (data since inception of the Project + 1<sup>st</sup> quarter, 2016)

| Oblast          | Number of trainings | Trainings     |          |                 |                    |                    |          |              |          |           | Participants |            |             |
|-----------------|---------------------|---------------|----------|-----------------|--------------------|--------------------|----------|--------------|----------|-----------|--------------|------------|-------------|
|                 |                     | CO management | Planning | MPP preparation | Finance management | MPP implementation | PAS      | Public audit | Handover | Other     | male         | female     | total       |
| Chernihivska    | 16                  | 5             | 0        | 1               | 1                  | 1                  | 0        | 0            | 0        | 8         | 149          | 222        | 371         |
| Dnipropetrovska | 3                   | 0             | 0        | 1               | 1                  | 1                  | 0        | 0            | 0        | 0         | 11           | 19         | 30          |
| Donetska        | 10                  | 7             | 0        | 1               | 1                  | 1                  | 0        | 0            | 0        | 0         | 44           | 68         | 112         |
| I-Frankivska    | 3                   | 0             | 0        | 1               | 1                  | 1                  | 0        | 0            | 0        | 0         | 10           | 20         | 30          |
| Kharkivska      | 30                  | 9             | 0        | 10              | 1                  | 1                  | 0        | 9            | 0        | 0         | 67           | 113        | 180         |
| Kyivska         | 0                   | 0             | 0        | 0               | 0                  | 0                  | 0        | 0            | 0        | 0         | 0            | 0          | 0           |
| Luhanska        | 3                   | 0             | 0        | 1               | 1                  | 1                  | 0        | 0            | 0        | 0         | 23           | 7          | 30          |
| Lvivska         | 15                  | 12            | 0        | 1               | 1                  | 1                  | 0        | 0            | 0        | 0         | 17           | 25         | 42          |
| Poltavska       | 8                   | 0             | 0        | 8               | 0                  | 0                  | 0        | 0            | 0        | 0         | 14           | 20         | 34          |
| Rivnenska       | 58                  | 19            | 0        | 15              | 1                  | 0                  | 0        | 17           | 0        | 6         | 96           | 129        | 225         |
| Zakarpatska     | 3                   | 0             | 0        | 1               | 1                  | 1                  | 0        | 0            | 0        | 0         | 12           | 18         | 30          |
| Zhytomyrska     | 3                   | 0             | 0        | 1               | 1                  | 1                  | 0        | 0            | 0        | 0         | 9            | 21         | 30          |
| <b>Total</b>    | <b>152</b>          | <b>52</b>     | <b>0</b> | <b>41</b>       | <b>10</b>          | <b>9</b>           | <b>0</b> | <b>26</b>    | <b>0</b> | <b>14</b> | <b>452</b>   | <b>662</b> | <b>1114</b> |



## Annex – XI (A): Micro project Approval (Urban Component) – Progress – Jan-March, 2016

| Regions         | Approved MPPs | Cost-sharing  |                |                 |                    |                |                |                | Beneficiaries (people) |             |             |
|-----------------|---------------|---------------|----------------|-----------------|--------------------|----------------|----------------|----------------|------------------------|-------------|-------------|
|                 |               | ACMBs         | VC/CC          | Rayon Authority | Regional Authority | Private sector | CBA            | Total          | Total                  | Male        | Female      |
| Chernihivska    | 0             | 0             | 0              | 0               | 0                  | 0              | 0              | 0              | 0                      | 0           | 0           |
| Dnipropetrovska | 12            | 215533        | 1450441        | 0               | 0                  | 6000           | 1404762        | 3076736        | 2116                   | 947         | 1169        |
| Donetska        | 0             | 0             | 0              | 0               | 0                  | 0              | -1             | -1             | 0                      | 0           | 0           |
| I-Frankivska    | 0             | 0             | 0              | 0               | 0                  | 0              | 0              | 0              | 0                      | 0           | 0           |
| Kharkivska      | 0             | 0             | 0              | 0               | 0                  | 0              | 0              | 0              | 0                      | 0           | 0           |
| Kyivska         | 1             | 27758         | 254392         | 0               | 0                  | 0              | 273000         | 555150         | 700                    | 350         | 350         |
| Luhanska        | 0             | 0             | 0              | 0               | 0                  | 0              | 0              | 0              | 0                      | 0           | 0           |
| Lvivska         | 4             | 200360        | 274763         | 0               | 0                  | 0              | 597923         | 1073046        | 807                    | 285         | 522         |
| Poltavska       | 2             | 124675        | 348600         | 0               | 0                  | 0              | 398418         | 871693         | 434                    | 128         | 306         |
| Rivnenska       | 0             | 0             | 0              | 0               | 0                  | 0              | 0              | 0              | 0                      | 0           | 0           |
| Zakarpatska     | 1             | 13648         | 122830         | 0               | 0                  | 0              | 137480         | 273958         | 35                     | 18          | 17          |
| Zhytomyrska     | 0             | 0             | 0              | 0               | 0                  | 0              | 0              | 0              | 0                      | 0           | 0           |
| <b>Total</b>    | <b>20</b>     | <b>581974</b> | <b>2451026</b> | <b>0</b>        | <b>0</b>           | <b>6000</b>    | <b>2811582</b> | <b>5850582</b> | <b>4092</b>            | <b>1728</b> | <b>2364</b> |

Annex – XI (B): Micro project Approval (Urban Component) – Status (*data since inception of the Project + 1<sup>st</sup> quarter, 2016*)

| Regions         | Approved MPPs | Cost-sharing   |                 |                 |                    |                |                 |                 | Beneficiaries (people) |              |              |
|-----------------|---------------|----------------|-----------------|-----------------|--------------------|----------------|-----------------|-----------------|------------------------|--------------|--------------|
|                 |               | ACMBs          | VC/CC           | Rayon Authority | Regional Authority | Private sector | CBA             | Total           | Total                  | Male         | Female       |
| Chernihivska    | 13            | 437865         | 1922588         | 0               | 0                  | 0              | 2218305         | 4578758         | 4272                   | 1755         | 2517         |
| Dnipropetrovska | 17            | 310778         | 1959691         | 0               | 0                  | 6000           | 2087048         | 4363517         | 2984                   | 1334         | 1650         |
| Donetska        | 40            | 404185         | 3262836         | 0               | 0                  | 0              | 4466105         | 8133126         | 8049                   | 3067         | 4982         |
| I-Frankivska    | 16            | 238187         | 1783100         | 0               | 0                  | 0              | 2584854         | 4606141         | 7947                   | 3214         | 4733         |
| Kharkivska      | 12            | 751571         | 3005836         | 0               | 0                  | 0              | 2770012         | 6527419         | 5966                   | 2502         | 3464         |
| Kyivska         | 7             | 137539         | 1105047         | 0               | 0                  | 0              | 1503104         | 2745690         | 3179                   | 1375         | 1804         |
| Luhanska        | 21            | 224506         | 1623867         | 0               | 0                  | 0              | 2226925         | 4075298         | 6481                   | 2874         | 3607         |
| Lvivska         | 23            | 721578         | 1715650         | 0               | 0                  | 0              | 2575021         | 5012249         | 4283                   | 1875         | 2408         |
| Poltavska       | 15            | 420215         | 2178148         | 0               | 0                  | 0              | 2989242         | 5587605         | 7998                   | 3206         | 4792         |
| Rivnenska       | 17            | 326777         | 3106901         | 0               | 0                  | 0              | 3117885         | 6551563         | 1249                   | 567          | 682          |
| Zakarpatska     | 27            | 489458         | 4696774         | 0               | 0                  | 0              | 4531465         | 9717697         | 4130                   | 1902         | 2228         |
| Zhytomyrska     | 17            | 288483         | 2482310         | 0               | 0                  | 0              | 2858244         | 5629037         | 4284                   | 1843         | 2441         |
| <b>Total</b>    | <b>225</b>    | <b>4751142</b> | <b>28842748</b> | <b>0</b>        | <b>0</b>           | <b>6000</b>    | <b>33928210</b> | <b>67528100</b> | <b>60822</b>           | <b>25514</b> | <b>35308</b> |

**Annex – XII (A): Media Coverage – Progress – Jan-March, 2016**

| Oblast           | Media coverage |           |           |                  |            | Publications      |             |                |                   |
|------------------|----------------|-----------|-----------|------------------|------------|-------------------|-------------|----------------|-------------------|
|                  | Newspapers     | TV        | Radio     | Electronic Media | Total      | Partner web sites | Newsletters | Printed copies | Electronic copies |
| Cherkaska        | 4              | 3         | 1         | 7                | 15         | 5                 | 0           | 0              | 0                 |
| Chernihivska     | 0              | 0         | 0         | 0                | 0          | 0                 | 0           | 0              | 0                 |
| Chernivetska     | 0              | 0         | 0         | 0                | 0          | 0                 | 0           | 0              | 0                 |
| Dnipropetrovska  | 4              | 1         | 0         | 0                | 5          | 2                 | 0           | 0              | 0                 |
| Donetska         | 1              | 0         | 0         | 1                | 2          | 0                 | 0           | 1              | 1                 |
| Ivano-Frankivska | 0              | 0         | 0         | 0                | 0          | 0                 | 0           | 0              | 0                 |
| Kharkivska       | 31             | 3         | 1         | 53               | 88         | 47                | 0           | 0              | 0                 |
| Khersonska       | 1              | 1         | 0         | 0                | 2          | 4                 | 0           | 0              | 2                 |
| Khmelnyska       | 0              | 0         | 0         | 0                | 0          | 0                 | 0           | 0              | 0                 |
| Kirovohradska    | 1              | 2         | 4         | 7                | 14         | 1                 | 1           | 250            | 250               |
| Kyivska          | 73             | 15        | 11        | 60               | 159        | 5                 | 6           | 1500           | 56                |
| Luhanska         | 7              | 0         | 0         | 7                | 14         | 0                 | 0           | 0              | 0                 |
| Lvivska          | 0              | 0         | 0         | 0                | 0          | 0                 | 0           | 0              | 0                 |
| Mykolaivska      | 0              | 2         | 0         | 3                | 5          | 4                 | 2           | 250            | 133               |
| Odeska           | 0              | 0         | 0         | 0                | 0          | 0                 | 0           | 0              | 0                 |
| Poltavska        | 28             | 9         | 38        | 7                | 82         | 21                | 0           | 0              | 0                 |
| Rivnenska        | 39             | 12        | 33        | 29               | 113        | 48                | 7           | 100            | 219               |
| Sumska           | 16             | 0         | 8         | 10               | 34         | 17                | 2           | 150            | 20                |
| Ternopil'ska     | 3              | 0         | 0         | 0                | 3          | 17                | 0           | 0              | 0                 |
| Vinnytska        | 0              | 0         | 0         | 0                | 0          | 0                 | 0           | 0              | 0                 |
| Volynska         | 0              | 0         | 0         | 0                | 0          | 0                 | 0           | 0              | 0                 |
| Zakarpatska      | 0              | 0         | 0         | 0                | 0          | 0                 | 0           | 0              | 0                 |
| Zaporizka        | 0              | 0         | 0         | 0                | 0          | 0                 | 0           | 0              | 0                 |
| Zhytomyrska      | 0              | 0         | 0         | 0                | 0          | 0                 | 0           | 0              | 0                 |
| <b>Total</b>     | <b>208</b>     | <b>48</b> | <b>96</b> | <b>184</b>       | <b>536</b> | <b>171</b>        | <b>18</b>   | <b>2251</b>    | <b>681</b>        |

**Annex – XII (B): Media Coverage – Status** (data since inception of the Project + 1<sup>st</sup> quarter, 2016)

| Oblast           | Media coverage |    |       |                  |       | Publications      |             |                |                   |
|------------------|----------------|----|-------|------------------|-------|-------------------|-------------|----------------|-------------------|
|                  | Newspapers     | TV | Radio | Electronic Media | Total | Partner web sites | Newsletters | Printed copies | Electronic copies |
| Cherkaska        | 29             | 10 | 6     | 28               | 73    | 49                | 3           | 90             | 91                |
| Chernihivska     | 0              | 3  | 2     | 5                | 10    | 9                 | 0           | 0              | 0                 |
| Chernivetska     | 0              | 0  | 0     | 0                | 0     | 0                 | 0           | 0              | 0                 |
| Dnipropetrovska  | 39             | 6  | 0     | 4                | 49    | 13                | 0           | 0              | 0                 |
| Donetska         | 1              | 0  | 0     | 1                | 2     | 0                 | 0           | 1              | 1                 |
| Ivano-Frankivska | 4              | 7  | 4     | 13               | 28    | 5                 | 0           | 0              | 0                 |
| Kharkivska       | 49             | 34 | 10    | 114              | 207   | 80                | 0           | 17             | 52                |
| Khersonska       | 12             | 4  | 0     | 4                | 20    | 23                | 0           | 0              | 2                 |
| Khmelnyska       | 16             | 4  | 0     | 3                | 23    | 142               | 0           | 0              | 0                 |
| Kirovohradska    | 6              | 30 | 40    | 39               | 115   | 24                | 7           | 1500           | 1550              |
| Kyivska          | 86             | 18 | 17    | 61               | 182   | 14                | 7           | 1900           | 64                |
| Luhanska         | 38             | 2  | 1     | 23               | 64    | 2                 | 1           | 84             | 1                 |
| Lvivska          | 35             | 15 | 8     | 96               | 154   | 74                | 0           | 0              | 0                 |
| Mykolaivska      | 15             | 6  | 0     | 18               | 39    | 10                | 3           | 400            | 358               |
| Odeska           | 0              | 3  | 0     | 0                | 3     | 2                 | 0           | 0              | 0                 |
| Poltavska        | 46             | 22 | 86    | 13               | 167   | 46                | 3           | 220            | 50                |
| Rivnenska        | 184            | 54 | 194   | 207              | 639   | 207               | 19          | 383            | 771               |
| Sumska           | 75             | 15 | 52    | 52               | 194   | 91                | 7           | 1100           | 55                |
| Ternopil'ska     | 23             | 3  | 8     | 2                | 36    | 123               | 4           | 80             | 200               |
| Vinnyska         | 9              | 8  | 6     | 23               | 46    | 4                 | 0           | 0              | 0                 |
| Volynska         | 0              | 3  | 1     | 6                | 10    | 2                 | 1           | 70             | 30                |
| Zakarpatska      | 4              | 3  | 1     | 5                | 13    | 19                | 0           | 0              | 0                 |
| Zaporizka        | 25             | 49 | 4     | 104              | 182   | 26                | 3           | 340            | 3                 |
| Zhytomyrska      | 16             | 4  | 1     | 19               | 40    | 53                | 0           | 0              | 0                 |

|              |            |            |            |            |             |             |           |             |             |
|--------------|------------|------------|------------|------------|-------------|-------------|-----------|-------------|-------------|
| <b>Total</b> | <b>712</b> | <b>303</b> | <b>441</b> | <b>840</b> | <b>2296</b> | <b>1018</b> | <b>58</b> | <b>6185</b> | <b>3228</b> |
|--------------|------------|------------|------------|------------|-------------|-------------|-----------|-------------|-------------|